

**SIERRA COUNTY  
CALIFORNIA  
APPROVED  
PRELIMINARY 2019/20 BUDGET**

Adopted September 17, 2019

Resolution 2019-130

The Sierra County Board of Supervisors submits this Budget for Fiscal Year 2019-20 in accordance with the County Budget Act.

This budget shows the amount approved by the Board of Supervisors for the various departments of the County Government, and for those Special Districts whose affairs and funds are under the control of the Board of Supervisors, together with a statement exhibiting an estimate of the revenues that are expected to accrue during this period and the sources of such revenues.

Respectfully submitted,

Lee Adams, Supervisor District 1  
Peter Huebner, Supervisor District 2  
Paul Roen, Supervisor District 3  
Jim Beard, Supervisor District 4  
Sharon Dryden, Supervisor District 5

**SIERRA COUNTY BUDGET INDEX**

<b>Budget Unit</b>	<b>Page</b>	<b>Budget Unit</b>	<b>Page</b>
1/2 Cent Sales Tax for Safety	78	Insurance Allocation	172
AB8 Equalization	76	Jail	64
Acronym Index	3	Laboratory Fees - Drug Testing	116
Administrative Cost Allocation	173	Law Enforcement Special Revenues	121-125
Agriculture Commissioner	68	Law Library	57
Alcohol Ed	119	Local Agency Formation Commission (LAFCO)	71
Alcohol Programs Fines	117	Marine Patrol	61
All Fund Summary	4	Mental Health	89
Animal Control	72	Miscellaneous Rebates & Refunds	75
Annual Audit	42	Office of Emergency Services (OES)	69
Anti-Drug Abuse Grant (was OCJP)	62	Office of Emergency Services Grants	128-131
Appropriation Tax Limit	191-196	Parks & Recreation	95
Assessor	41	Personnel/Risk	46
Auditor	43	Planning Department	70
Authorized and Funded Permanente Positions	174	Plant Maintenance	52
Automated Fingerprinting	120	Predator Control	93
Automated Warrant	118	Probation	65
Aviation	157	Public Defender	56
Benefits	174	Public Works	77
Board of Supervisors	40	Realignment Funds	97-109
Budget Resolutions	197	Reserve Designations	7
Building Inspection	67	Revenue Detail	9-33
Cal-Grant - OCJP	63	Road Department	79
Capital Projects	94	Schedules and Charts	178-179
Central Services	50	Search & Rescue	132
Clerk-Recorder	59	Sheriff - Coroner	60
Clerks Trusts	111-115	Social Services Administration	90
Contributions to Others	47	Social Services Assistance	91
County Counsel	45	Solid Waste	158-165
County Engineer	53	Standards & Training Corrections	136-137
County Free Library	73	Summary of Financial Sources	8
County Transportation	167	Summary of Requirements by Fund & Function	34
Courts General Fund Costs	54	Tax Type Trusts	139-143
Criminal Justice Facilities	138	Title III	126-127
CSA #1	178	Transfers	167-170
CSA #2	179	Transportation Special Revenue Funds	132-135
CSA #3	180	Treasurer-Tax Collector	44
CSA #4	181	Victim-Witness Program	66
CSA #5	182		
CSA 4A5A (Sierra Brooks)	185-187		
CSA Budget Resolution	198		
Debt Service	96		
Department Request	175		
District Attorney	55		
DNA Trust	110		
Economic Development	48		
Elections	49		
Encumbrances	171		
Farm Advisor	74		
Fish & Game Commission	92		
Fund Balance Government Funds	6		
Government Fund Summary	5		
Grand Jury	58		
Health & Social Service Type Trusts	144-156		
Health Department	88		
Information Services	51		

## BUDGET AND PROGRAM ACRONYMS

Acronym	Description
A87	Federal Office of Mgmt & Budget Circular A-87, a Cost Allocation Plan for apportioning overhead
AB8	The Assembly Bill that apportioned the 1% ad valorem property tax after Prop. 13
ADA	Anti-Drug Abuse Grant
ADA	Americans with Disabilities Act
AFDC	Aid to Families with Dependent Children
CAL-MMET	California Multi-Jurisdictional Methamphetamine Enforcement Team
CAPIT	Child Abuse Prevention, Intervention and Treatment
CHDP	Child Health and Disability Prevention
	Citizens Option for Public Safety
CSA	County Service Area
CSOC	Children's System of Care - defunct Mental Health program
	Certified Unified Program Agencies. CUPA is a consolidation of six Environmental Health Programs, with a focus on monitoring hazardous waste.
CUPA	
HOPTR	Homeowners Property Tax Relief Subvention
ISTEA	Intermodal Surface Transportation Efficiency Act
IWMB/SBE	Integrated Waste Management Board/State Board of Equalization
	Local Enforcement Agency: Funds solid waste facilities permit and inspection programs.
LEA	
LAFCO	Local Agency Formation Commission
LTC	Local Transportation Commission
MCAH	Maternal Child and Adolescent Health
MEND	Multi-agency Effort and Needs-based Diversion
MH	Mental Health
MHSA	Mental Health Services Act
MIOCR	This program was renamed to MEND
OWP	Overall Work Program
POST	Police Officers Standards and Training
RWQCB	California Regional Water Quality Control Board
SACPA	Proposition 36: Substance Abuse and Crime Prevention Act
SEDD	Sierra Economic Development District
SRRE-Miscellaneous	Source Reduction Recycle Element - Miscellaneous
SRRE-Siting Element	Source Reduction Recycle Element - Siting Element
SRRE-HHWE	Source Reduction Recycle Element - Household Hazardous Waste Element
SRRE-NDFE	Source Reduction Recycle Element - Non Disposal Facility Element
SS	Social Services - was Welfare
STP	Surface Transportation Program
TANF	Temporary Assistance for Needy Families - was AFDC

COUNTY OF SIERRA  
STATE OF CALIFORNIA

FISCAL YEAR 2019-20

ALL FUND SUMMARY

COUNTY FUNDS	FUND BALANCE UNRESERVED UNDESIGNATED JUNE 30, 2019	DECREASES TO RESERVES/ DESIGNATION/ NET ASSTS	ADDITIONAL FINANCING SOURCE	TOTAL FINANCING SOURCES	FINANCING USES	INCREASES TO RESERVES/ DESIGNATIONS/ NET ASSETS	TOTAL FINANCING USES
(1)	(2)	(3)	(4)	(5)	(6)	(7)	(8)
<b>GOVERNMENTAL FUNDS</b>							
* GENERAL FUND	\$1,021,414	\$0	\$10,278,942	\$11,300,356	\$11,300,584	\$0	\$11,300,584
SPECIAL REVENUE FUNDS	1,707,449	0	22,703,712	24,411,161	24,411,382	0	24,411,382
CAPITAL PROJECT FUNDS	0	0	0	0	0	0	0
DEBT SERVICES FUNDS	0	0	618,789	618,789	618,789	0	618,789
TOTAL GOVERNMENT FUNDS	\$2,728,863	\$0	\$33,601,444	\$36,330,306	\$36,330,754	\$0	\$36,330,754
<b>OTHER FUNDS</b>							
INTERNAL SERVICE FUNDS	\$0			\$0			\$0
ENTERPRISE FUNDS	1,185,050		1,352,125	2,537,175	1,942,811	0	1,942,811
SPECIAL DISTRICTS AND OTHER AGENCIES	122,135	0	264,840	386,975	350,047	32,292	382,339
TOTAL OTHER FUNDS	1,307,185	0	1,616,965	2,924,150	2,292,858	32,292	2,325,150
<b>TOTAL ALL FUNDS</b>	<b>\$4,036,048</b>	<b>\$0</b>	<b>\$35,218,409</b>	<b>\$39,254,456</b>	<b>\$38,623,612</b>	<b>\$32,292</b>	<b>\$38,655,904</b>

	2017/18	2017/18
<b>Contingencies and Reserves Net Designated</b>		
<b>Rollover from prior years of Onetime Revenues</b>	1,210,033	1,015,282
<b>One-Time Funds in gf Budget</b>	1,210,033	1,015,282

COUNTY OF SIERRA  
STATE OF CALIFORNIA

FISCAL YEAR 2019-20

GOVERNMENT FUND SUMMARY

COUNTY FUNDS	TOTAL FINACING SOURCES				TOTAL FINACING USES		
	FUND BALANCE UNRESERVED/ UNDESIGNATED JUNE 30, 2019	DECREASES TO RESERVES/ DESIGNATIONS	ADDITIONAL FINACING SOURCES	TOTAL FINACING SOURCE	FINACING USES	INCREASE TO RESERVES/ DESIGNATIONS	TOTAL FINACING USES
(1)	(2)	(3)	(4)	(5)	(6)	(7)	(8)
<b>GENERAL FUNDS</b>							
GENERAL FUND	\$915,282	\$0	\$9,936,233	\$10,851,515	\$10,851,741	\$0	\$10,851,741
PARKS FUND	106,132	0	342,709	448,841	448,843	0	448,843
TOTAL GENERAL FUNDS	<u>\$1,021,414</u>	<u>\$0</u>	<u>\$10,278,942</u>	<u>\$11,300,356</u>	<u>\$11,300,584</u>	<u>\$0</u>	<u>\$11,300,584</u>
<b>SPECIAL REVENUE FUNDS</b>							
ROAD FUND	\$680,976	\$0	\$4,514,547	\$5,195,523	\$5,195,523	\$0	\$5,195,523
HEALTH	97,238	0	2,626,201	2,723,439	2,723,493	0	2,723,493
BEHAVIORAL HEALTH	106,521	0	9,066,387	9,172,908	9,173,006	0	9,173,006
SOCIALSERVICES	80,375	0	4,528,783	4,609,158	4,609,226	0	4,609,226
FISH & GAME	4,997	0	1,062	6,059	6,059	0	6,059
PREDITOR	795	0	80	875	875	0	875
TAX TYPE FUNDS	25,009	0	5,000	30,009	30,009	0	30,009
TRANSPORTATION TYPE FUNDS	176,630	0	289,930	466,560	466,560	0	466,560
VARIOUS MINOR FUNDS	36,065	0	15,918	51,983	51,983	0	51,983
SAFETY TYPE FUNDS	498,843	0	1,655,805	2,154,648	2,154,648	0	2,154,648
TOTAL SPECIAL REVENUE FUNDS	<u>\$1,707,449</u>	<u>\$0</u>	<u>\$22,703,712</u>	<u>\$24,411,161</u>	<u>\$24,411,382</u>	<u>\$0</u>	<u>\$24,411,382</u>
<b>CAPITAL PROJECT FUNDS</b>							
CAPITAL PROJECTS	\$0	\$0	\$0	0	\$0	\$0	0
TOTAL CAPLITAL PROJECTS FUND	<u>\$0</u>	<u>\$0</u>	<u>\$0</u>	<u>\$0</u>	<u>\$0</u>	<u>\$0</u>	<u>\$0</u>
<b>DEBT SERVICES</b>							
RETIERMENT BOND	\$0	\$0	\$618,789	\$618,789	\$618,789	\$0	\$618,789
TOTAL DEBT SERVICES	<u>\$0</u>	<u>\$0</u>	<u>\$618,789</u>	<u>\$618,789</u>	<u>\$618,789</u>	<u>\$0</u>	<u>\$618,789</u>
<b>TOTAL GOVERNMENT FUNDS</b>	<u><b>\$2,728,863</b></u>	<u><b>\$0</b></u>	<u><b>\$33,601,444</b></u>	<u><b>\$36,330,306</b></u>	<u><b>\$36,330,754</b></u>	<u><b>\$0</b></u>	<u><b>\$36,330,754</b></u>
APPROPRIATION LIMITS							\$7,251,502
APPROPRIATION SUBJECT TO LIMITS							\$4,729,069

COUNTY OF SIERRA  
STATE OF CALIFORNIA

FISCAL YEAR 2019-20

FUND BALANCE - GOVERNMENT FUNDS

FUND NAME	TOTAL	LESS: FUND BALANCE-RESERVED/DESIGNATED			FUND BALANCE
	FUND	ENCUMBRANCE	GENERAL &	DESIGNATIONS	UNRESERVED/ UNDESIGNATED
(1)	BALANCE		OTHER		
	JUNE 30, 2019	(3)	RESERVES	(5)	JUNE 30, 2019
	(2)	(3)	(4)	(5)	(6)
<b>GENERAL FUNDS</b>					
GENERAL FUND	\$1,015,282	\$0	(\$100,000)		\$915,282
PARKS	106,132			0	\$106,132
<b>TOTAL GENERAL FUNDS</b>	<b>\$1,121,414</b>	<b>\$0</b>	<b>(\$100,000)</b>	<b>\$0</b>	<b>\$1,021,414</b>
<b>SPECIAL REVENUE FUNDS</b>					
ROAD FUND	\$680,976		0	\$0	\$680,976
HEALTH	97,238				\$97,238
MEANTAL	106,521				\$106,521
SOCIAL SERVICE	80,375				\$80,375
FISH & GAME	4,997				\$4,997
PREDATOR CONTROL	795				\$795
TAX TYPE FUNDS	25,009				\$25,009
TRANSPORTATION TYPE FUNDS	176,630			0	\$176,630
VARIOUS MINOR FUNDS	36,065				\$36,065
SAFETY TYPE FUNDS	498,843			0	\$498,843
<b>TOTAL SPECIAL REVENUE FUNDS</b>	<b>\$1,707,449</b>	<b>\$0</b>	<b>\$0</b>	<b>\$0</b>	<b>\$1,707,449</b>
<b>CAPITAL PROJECT FUNDS</b>					
CAPITAL PROJECTS	\$0				\$0
<b>TOTAL CAPITAL PROJECT FUNDS</b>	<b>\$0</b>	<b>\$0</b>	<b>\$0</b>	<b>\$0</b>	<b>\$0</b>
<b>DEBT SERVICE FUNDS</b>					
TOTAL DEBT SERVICE FUNDS	\$0				\$0
<b>TOTAL GOVERNMENT FUNDS</b>	<b>\$2,828,863</b>	<b>\$0</b>	<b>(\$100,000)</b>	<b>\$2,728,863</b>	<b>\$2,728,863</b>

COUNTY OF SIERRA  
STATE OF CALIFORNIA

FISCAL YEAR 2019-20

RESERVES /DESIGNATIONS - BY GOVERNMENT FUNDS

DESCRIPTIONS	RESERVES/	DECREASES OR CANCELLATIONS	INCREASES OR NEW		TOTAL	
	DESIGNATIONS	ADOPTED BY	ADOPTED BY	DESIGNATION	RESERVES/	
	JUNE 30, 2019	RECOMMENDED	THE BOARD OF SUPERVISORS	THE BOARD OF SUPERVISORS	DESIGNATION	
(1)	(2)	(3)	(4)	(5)	(6)	
					FOR THE	
					BUDGET YEAR	
	(7)					
<b>GENERAL FUNDS</b>						
GENERAL RESERVE	\$0					\$0
RESERVE FOR IMPREST CASH						0
ENCUMBRANCES	0		0			0
ENCUMBRANCES			0			0
DESIGNATION -						0
DESIGNATION - CONTINGENCIES	100,000	0	0		0	100,000
ENCUMBRANCES - PARKS	0					0
TOTAL GENERAL FUNDS	\$100,000	\$0	\$0	\$0	\$0	\$100,000
<b>SPECIAL REVENUE FUNDS</b>						
ROAD FUND - GENERAL RESERVES						\$0
ROAD FUND- CONTINGENCIES	0	0	0			0
ROAD FUND - ENCUMBRANCE		0				0
HUMAN SERVICES - PUBLIC HEALTH						0
HUMAN SERVICES -MEANTAL HEALTH						0
HUMAN SERVICES - SOCIAL SERVIVES						0
FISH & GAME						0
PREDATOR						0
VARIOUS SMALL FUNDS						0
TAX TYPE FUNDS						0
TRANSPORTATION TYPE FUNDS						0
SAFETY TYPE FUNDS						0
TOTAL SPECIAL REVENUE FUNDS	\$0	\$0	\$0	\$0	\$0	\$0
<b>CAPITAL PROJECT FUNDS</b>						
	0					\$0
TOTAL PROJECT FUNDS	\$0	\$0	\$0	\$0	\$0	\$0
<b>DEBT SERVICES FUNDS</b>						
						\$0
TOTAL DEBT SERVICES FUNDS	\$0	\$0	\$0	\$0	\$0	\$0
<b>TOTAL RESERVES &amp; DESIGNATED FUNDS</b>	<b>\$100,000</b>	<b>\$0</b>	<b>\$0</b>	<b>\$0</b>	<b>\$0</b>	<b>\$100,000</b>

COUNTY OF SIERRA  
STATE OF CALIFORNIA  
FISCAL YEAR 2019-20  
SUMMARY OF ADDITIONAL FINACING SOURCES BY SOURCE AND FUND  
GOVERNMENTAL FUNDS

DESCRIPTION	2016-17 ACTUAL	2017-18 ACTUAL	2018-19 ACTUAL	2018-19 ADOPTED BY BOARD OF SUPERVISORS	2019-20 PRELIMINARY	2019-20 ADOPTED BY BOARD OF SUPERVISORS
(1)	(2)	(3)	(4)	(5)	(6)	(7)
<b>SUMMARIZATION BY SOURCE</b>						
Taxes	3,815,466	3,893,164	4,128,879	4,029,012	4,181,044	4,198,347
Licenses & Permits	156,579	126,092	143,528	144,300	144,300	164,300
Fines & Forfeitures	73,641	67,596	86,475	76,593	76,593	76,593
Revenue from use of Money & Property	143,830	177,068	260,805	57,913	77,919	108,089
Revenue from the State Government	9,554,584	10,591,934	10,225,792	12,907,508	13,914,900	14,040,911
Revenue from the Federal Government	1,906,284	3,337,059	1,894,672	1,528,440	1,503,440	1,605,166
Charges for Current Services	1,827,361	2,122,411	2,506,981	2,196,194	2,182,342	2,214,042
Miscellaneous Revenue	394,052	273,038	173,911	201,557	267,434	295,246
Transfers In	5,002,029	6,284,749	6,073,409	8,990,814	9,067,268	11,117,033
Capital Projects	0	0	0	0	0	0
Debt Sercive	636,708	568,943	576,392	603,433	618,789	618,789
<b>TOTAL SUMMERIZATION BY SOURCE</b>	<b>23,510,535</b>	<b>27,442,056</b>	<b>26,070,843</b>	<b>30,735,763</b>	<b>32,034,028</b>	<b>34,438,516</b>
<b>SUMMARIZATION BY FUND</b>						
General Fund 001	6,458,222	6,972,854	7,388,941	6,955,721	8,014,696	8,283,933
Parks & Recreation Fund 708	153,745	109,772	261,770	229,775	229,775	290,049
Road Fund 031	3,099,464	4,204,959	3,262,208	4,473,493	4,502,550	4,505,384
Public Health	1,378,364	1,699,932	1,321,461	1,685,692	1,685,692	1,675,636
Behavioral Health	2,074,637	2,428,599	1,934,608	3,218,684	3,218,684	3,321,114
Social Service	2,818,110	3,106,905	3,144,477	2,738,228	2,738,228	2,658,783
Fish & Game Fund 071	1,653	755	0	1,062	1,062	1,062
Predator Control Fund 077	109	92	0	80	80	80
Tax type funds	5,985	6,692	7,081	4,600	5,000	5,000
Transportation Type Funds	232,798	243,826	247,627	215,600	215,606	289,930
Various minor funds	18,244	15,637	13,383	15,918	15,918	15,918
Safety Type Funds	1,630,466	1,798,339	1,839,486	1,602,664	1,720,680	1,655,805
Transfers In	5,002,029	6,284,749	6,073,409	8,990,814	9,067,268	11,117,033
Capital Projects	0	0	0	0	0	0
Debt Sercive	636,708	568,943	576,392	603,433	618,789	618,789
<b>Total by Fund</b>	<b>23,510,535</b>	<b>27,442,056</b>	<b>26,070,843</b>	<b>30,735,763</b>	<b>32,034,028</b>	<b>34,438,516</b>
	<b>0</b>	<b>0</b>	<b>0</b>	<b>0</b>	<b>0</b>	<b>0</b>



COUNTY OF SIERRA  
STATE OF CALIFORNIA

FISCAL YEAR 2019-20  
DETAIL OF ADDITIONAL FINANCING SOURCES BY FUND AND ACCOUNT  
GOVERNMENTAL FUNDS

DESCRIPTION	2016-17 ACTUAL	2017-18 ACTUAL	2018-19 ACTUAL	2018-19 ADOPTED	2019-20 PRELIMINARY	2019-20 ADOPTED	FURTHER DISCRIPTION OF REVENUE
(1)	(3)	(4)	(5)	(6)	(7)	(8)	
<b>GENERAL FUNDS</b>							
<b>TAXES</b>							
0013001 4001 Secured Prop Tax	2,970,065	3,080,390	3,246,856	3,168,912	3,320,544	3,298,670	
0013001 4002 Unsecured Prop Tax	102,930	103,361	95,554	109,000	109,000	128,177	
0013001 4003 Prior Secured Prop Tax	0	0	0				
0013001 4004 Prior Unsecured Prop Tax	4,117	(37,660)	24,457	2,500	2,500	2,500	
0013001 4005 Supplemental Prop Tax	41,208	24,853	19,633	40,000	40,000	40,000	
0013001 4006 Penalties & Interest	129,397	80,207	79,993	120,000	120,000	120,000	
0013001 4007 Timber Yield Taxes	38,007	39,903	98,426	45,000	45,000	50,000	
0013001 4008 Sales & Use Tax	153,296	165,734	195,598	150,000	150,000	165,000	1¢ Sales Tax R&T Code 7203.1
0013001 4010 Property Transfer Tax	21,101	28,271	30,064	24,000	24,000	24,000	
0013001 4011 Transient Occupancy Tax	310,496	364,107	297,251	326,000	326,000	326,000	
0013001 4070 Property Tax Collection Costs	1,780	1,530	340	2,000	2,000	2,000	
0013001 4076 Redemption Fees County	4,470	4,650	2,850	3,500	3,500	3,500	
0013001 4055 Homeowners Prop Tax Relief	32,646	31,940	32,032	33,500	33,500	33,500	
<b>Total Taxes</b>	<b>3,809,513</b>	<b>3,887,286</b>	<b>4,123,054</b>	<b>4,024,412</b>	<b>4,176,044</b>	<b>4,193,347</b>	
<b>LICENSES &amp; PERMITS</b>							
0013005 4101 Animal Licenses City	297	350	477	300	300	300	
0013005 4102 Animal Licenses County	491	613	709	1,000	1,000	1,000	
0013005 4103 Construction Permits	53,494	93,254	104,183	70,000	70,000	90,000	
0013005 4104 Planning Fees	72,027	8,384	16,114	45,000	45,000	45,000	
0013001 4105 Franchises	25,432	18,893	17,873	25,000	25,000	25,000	
0013005 4106 Other Licenses & Permits	4,839	4,598	4,172	3,000	3,000	3,000	
<b>Total Licenses &amp; Permits</b>	<b>156,579</b>	<b>126,092</b>	<b>143,528</b>	<b>144,300</b>	<b>144,300</b>	<b>164,300</b>	
<b>FINES &amp; FORFEITURES</b>							
0013005 4151 Fines	43,102	43,158	51,837	50,000	50,000	50,000	
0013005 4152 Parking	1,488	2,385	1,241	1,000	1,000	1,000	
<b>Total Fines &amp; Forfeitures</b>	<b>44,589</b>	<b>45,543</b>	<b>53,078</b>	<b>51,000</b>	<b>51,000</b>	<b>51,000</b>	
<b>REVENUE FROM USE OF MONEY &amp; PROPERTY</b>							
0013001 4201 Interest	57,507	71,397	139,848	30,000	50,000	80,001	
2083030 4208 Rent	28,907	29,740	30,835	21,780	21,780	22,549	Parks & Recreation
<b>Total Rev from Use of Money &amp; Property</b>	<b>86,415</b>	<b>101,137</b>	<b>170,683</b>	<b>51,780</b>	<b>71,780</b>	<b>102,550</b>	
<b>INTERGOVERNMENT REVENUE</b>							
<b>STATE AID</b>							
0013005 4319 State Aid Probation OES	0	0	11,953				Youth Offender Grant
0013005 4322 State OHV Law Enforcemet	0	0	0	17,632	17,632	17,632	Sheriff OHV
0013001 4329 Motor Vehicle In Lieu	343,009	344,553	373,017	350,000	371,731	384,936	R&T 11005 MVL Fees
0013001 4330 Other State Aid	0	0	0		500,000	500,000	N. Yuba Forest Health & Resilience
0013001 4357 State PILT	41,288	41,288	41,288	41,000	41,000	41,000	State PILT
0013020 4331 State Aid Welfare	0	0	0	0	0	0	
0013005 4341 Agriculture	19,082	18,647	38,971	19,000	19,000	38,871	
0013005 4345 Marine Patrol	61,985	50,148	20,581	59,902	63,704	63,704	
0013005 4346 Stand & Train	0	9,012	11,146				Sheriff
0013001 4347 Mandated Costs	463	1,192	37				
0013001 4354 Other State Aid	0	0	0			50,000	Housing Element Grant
0013001 4355 Other State Aid	23,882	0	0				Help America Vote
0013005 4362 Other State Aid	4,509	26,005	12,591				Safety
0013001 4362 Other State Aid	0	0	240,000		266,786	266,786	Property Tax System
0013001 4362 State Aid Grants					43,000	84,000	Elections System
2083030 4362 State Aid Grants	0	0	62,210	28,000	28,000	28,000	AIS, Tree Mortality, OHV Bathroom
2083030 4373 OHV Grant	94,149	45,742	135,487	118,500	118,500	178,500	
<b>Total State Aid</b>	<b>588,367</b>	<b>536,587</b>	<b>947,282</b>	<b>634,034</b>	<b>1,469,352</b>	<b>1,653,428</b>	

COUNTY OF SIERRA  
STATE OF CALIFORNIA  
FISCAL YEAR 2019-20  
DETAIL OF ADDITIONAL FINANCING SOURCES BY FUND AND ACCOUNT  
GOVERNMENTAL FUNDS

DESCRIPTION	2016-17 ACTUAL	2017-18 ACTUAL	2018-19 ACTUAL	2018-19 ADOPTED	2019-20 PRELIMINARY	2019-20 ADOPTED	FURTHER DISCRIPTION OF REVENUE
(1)	(3)	(4)	(5)	(6)	(7)	(8)	
<b>FEDERAL AID</b>							
0013020 4276 Welfare	0	0	0				Probation
0013001 4279 Public in lieu of Taxes (PILT)	159,632	435,825	220,837	181,946	181,946	181,947	
0013005 4281 Drug Program (ADA)	15,000	20,000	0	0	0	0	Sheriff
0013005 4286 Office of Emergency Services	125,644	125,652	125,647	90,000	90,000	106,849	OES Department
0013020 4285 Victim Witness (OES)	156,462	85,888	62,438	86,753	86,753	86,753	
	0	0	0				
2083030 4284 Other Federal Aid	0	0	0				Parks & Recreation
<b>Total Federal Aid</b>	<b>456,738</b>	<b>667,365</b>	<b>408,922</b>	<b>358,699</b>	<b>358,699</b>	<b>375,549</b>	
<b>TOTAL INTERGOVERNMENT REVENUES</b>	<b>1,045,105</b>	<b>1,203,952</b>	<b>1,356,204</b>	<b>992,733</b>	<b>1,828,051</b>	<b>2,028,977</b>	
<b>CHARGES FOR CURRENT SERVICES</b>							
0013001 4501 A87 Plan Service	911,903	1,311,466	1,430,076	1,430,076	1,416,224	1,416,224	
0013001 4502 Treasurer Fees	3,192	3,162	2,775	6,000	6,000	6,000	
0013001 4503 Elections Services	833	1,136	1,319	5,500	5,500	5,500	
0013001 4504 Property Tax Roll Fees	63,765	79,408	78,022	63,000	63,000	63,000	
0013005 4505 Court Services Costs Collection	10,947	12,823	7,213	18,000	18,000	18,000	
0013001 4506 County Counsel Services	48,285	27,446	35,028	50,000	50,000	50,000	
0013010 4507 Engineering Services	2,863	12,119	6,020	11,000	11,000	11,000	
0013005 4508 Civil Process Services	1,981	1,446	1,229	100	100	100	
0013001 4509 Court Costs	0	0	2,641			36,000	
0013005 4510 Law Enforcement Services	86,889	39,655	44,297	80,000	80,000	80,000	
0013001 4511 Official Record Fees	22,697	21,079	19,556	23,000	23,000	23,000	
0013001 4512 Document Copy Fees	243	455	147	6,000	6,000	6,000	
0013015 4514 Mental Health Services	0	0	0	300	300		
0013025 4517 Law Library Fees	766	989	2,721	1,500	1,500	1,500	
0013001 4521 Other Current Services	8	6	0	5,800	5,800	5,800	LAFCO \$5k
0013001 4522 Tax Collector Fees	14,038	12,496	10,486	15,000	15,000	15,000	
0013001 4523 Fixit Ticket Transfer Fees	0	0	0	500	500	500	
0013001 4551 RECORDING & INDEX	8,034	3,735	4,028	4,000	4,000	4,000	
0013001 4533 CERTIFICATES & JU	5,040	3,609	5,149	4,000	4,000	4,000	
0013001 4535 SB 21 \$1/EXT PAGE	8,030	3,735	4,045	3,500	3,500	3,500	
0013001 4539 MIS Fees	0	0	0	0	0	0	
0013001 4543 Clerk Recorder Fees	0	0	0	1,500	1,500	1,500	
0013005 4521 Other Fees	175	490	560	1,000	1,000	1,000	
<b>Total Current Services</b>	<b>1,189,688</b>	<b>1,535,254</b>	<b>1,655,312</b>	<b>1,729,776</b>	<b>1,715,924</b>	<b>1,751,624</b>	
<b>OTHER REVENUE</b>							
0013001 4713 Safety Funds Insurance	70,000	70,000	70,000	70,000	70,000	70,000	
0013001 4704 Other Misc Sales	739	2,870	850				
0013001 4701 Other Misc Revenue	178,651	76,203	44,764	60,000	125,877	151,184	
2083030 4701 Other Misc Revenue	30,688	34,290	33,238	61,495	61,495	61,000	Tobacco Settlement
<b>Total Other Revenue</b>	<b>280,078</b>	<b>183,364</b>	<b>148,853</b>	<b>191,495</b>	<b>257,372</b>	<b>282,184</b>	
<b>TOTAL GENERAL FUND FINANCING SOURCES</b>	<b>6,611,967</b>	<b>7,082,627</b>	<b>7,650,711</b>	<b>7,185,496</b>	<b>8,244,471</b>	<b>8,573,982</b>	
				<b>Memo: Transfers In</b>	<b>1,486,912</b>	<b>1,712,850</b>	<b>1,704,960</b>

COUNTY OF SIERRA  
STATE OF CALIFORNIA  
FISCAL YEAR 2019-20  
DETAIL OF ADDITIONAL FINANCING SOURCES BY FUND AND ACCOUNT  
GOVERNMENTAL FUNDS

DESCRIPTION (1)	(2)	2016-17 ACTUAL (3)	2017-18 ACTUAL (4)	2018-19 ACTUAL (5)	2018-19 ADOPTED (8)	2019-20 PRELIMINARY (7)	2019-20 ADOPTED (8)	FURTHER DISCRIPTION OF REVENUE
<b>ROAD FUND</b>								
<b>REVENUE FROM USE OF MONEY &amp; PROPERTY</b>								
0313010	4201 Interest	341	0	1,221		0		
0313010	4208 Rent	6,000	11,000	0		0		
<b>Total Rev from Use of Money &amp; Property</b>		<b>6,341</b>	<b>11,000</b>	<b>1,221</b>	<b>0</b>	<b>0</b>	<b>0</b>	
<b>INTERGOVERNMENT REVENUE</b>								
<b>STATE AID</b>								
0313010	4328 Highway Users Tax (HUTA)	826,946	982,758	907,061	1,202,788	1,191,742	1,191,742	Road S&H §2104-2107.5
0313010	4318 Other State Aid	0	313,818	906,921	890,098	955,201	958,034	Road Maintance Acct/ SB1
0313010	4325 Exchange Dollars	204,345	196,812	210,979	196,812	196,812	196,813	Road Exch \$
0313010	4358 State Storm Damage	0	251,695	26,602				Road
0320000	4365 State Aid STP	1,324,233	635,923	102,928	1,003,795	1,003,795	1,003,795	Road STIP
0313010	4368 State Aid Tran Investment	0	0	0				R&T Code 7104c4
0313010	4365 State Aid STP	17,915	7,402	2,592				
<b>Total State Aid</b>		<b>2,373,439</b>	<b>2,388,409</b>	<b>2,157,084</b>	<b>3,293,493</b>	<b>3,347,550</b>	<b>3,350,384</b>	
<b>FEDERAL AID</b>								
0313010	4278 Forest Reserve	111,870	302,170	285,778	325,000	300,000	300,000	Road
0313010	4282 Storm Damage	0	963,829	38,339	500,000	500,000	500,000	Road
0313010	4284 Other Federal Aid	0	0	0				Road
0313010	4279 Public in lieu of Taxes (PILT)	0	0	0				
<b>Total Federal Aid</b>		<b>111,870</b>	<b>1,265,999</b>	<b>324,117</b>	<b>825,000</b>	<b>800,000</b>	<b>800,000</b>	
<b>TOTAL INTERGOVERNMENT REVENUES</b>		<b>2,485,309</b>	<b>3,654,408</b>	<b>2,481,201</b>	<b>4,118,493</b>	<b>4,147,550</b>	<b>4,150,384</b>	
<b>CHARGES FOR CURRENT SERVICES</b>								
0313010	4512 Document Copy Fees	0	0	0				
0313010	4513 Road & Street Services	468,980	556,920	779,406	350,000	350,000	350,000	
0313010	4584 Underground tanks	111,538	(23,294)	0	0	0	0	Road Underground Tanks
<b>Total Current Services</b>		<b>580,518</b>	<b>533,626</b>	<b>779,406</b>	<b>350,000</b>	<b>350,000</b>	<b>350,000</b>	
<b>OTHER REVENUE</b>								
0313010	4701 Other Misc Revenue	27,296	5,925	379	5,000	5,000	5,000	Road
0313010	4703 Sales of Fixed Assets	0	0	0				
<b>Total Other Revenue</b>		<b>27,296</b>	<b>5,925</b>	<b>379</b>	<b>5,000</b>	<b>5,000</b>	<b>5,000</b>	
<b>TOTAL ROAD FUND FINANCING SOURCES</b>		<b>3,099,464</b>	<b>4,204,959</b>	<b>3,262,208</b>	<b>4,473,493</b>	<b>4,502,550</b>	<b>4,505,384</b>	
Memo: Transfers In					9,163	9,163	9,163	

COUNTY OF SIERRA  
STATE OF CALIFORNIA  
FISCAL YEAR 2019-20  
DETAIL OF ADDITIONAL FINANCING SOURCES BY FUND AND ACCOUNT  
GOVERNMENTAL FUNDS

DESCRIPTION (1)	(2)	2016-17 ACTUAL (3)	2017-18 ACTUAL (4)	2018-19 ACTUAL (5)	2018-19 ADOPTED (6)	2019-20 PRELIMINARY (7)	2019-20 ADOPTED (8)	FURTHER DISCRIPTION OF REVENUE
<b>HEALTH</b>								
<b>REVENUE FROM USE OF MONEY &amp; PROPERTY</b>								
0515610	4201 Interest	0	0	0				Health
8170000	4201 Interest	0	0	0				Health - Realignment
8915610	4201 Interest	3,363	1,842	0				AB 8
8915611	4201 Interest	5,822	3,189	(68)				ADAP, AIDS, LPHS, HIV, LABG
8915612	4201 Interest	6,037	8,303	13,062				CHILDREN'S HEALTH DIS. PREV
8915613	4201 Interest	12	15	21				CHILD MEDICAL SERVICES
8915614	4201 Interest	64	10	98				PANDEMIC INFLUENZA
8915615	4201 Interest	58	9	(45)				LEA
8915616	4201 Interest	108	14	67				BIO-TERRORISM
8915617	4201 Interest	591	681	1,101				CUPA
8915618	4201 Interest	125	13	78				HOSPITAL PREPAREDNESS
8915619	4201 Interest	0	0	0				CALIFORNIA ENDOWMENT
8915620	4201 Interest	0	0	0				HEALTH SUBVENTION
8915621	4201 Interest	0	0	0				MCAH, MCH
8915683	4201 Interest	0	0	0				PERINATAL-SGF
8915821	4201 Interest	154	189	138				ABOVE GROUND STORAGE TANKS
0515610	4208 Rents	0	0	0				
<b>Total Rev from Use of Money &amp; Property</b>		<b>16,334</b>	<b>14,266</b>	<b>14,451</b>	<b>0</b>	<b>0</b>	<b>0</b>	
<b>INTERGOVERNMENT REVENUE</b>								
<b>STATE AID</b>								
0515610	4333 Health Program	0	0	0	52,075	52,075	34,075	
0515610	4334 MCAH	71,526	78,784	76,701	93,511	93,511	81,809	
0515610	4335 Child Health & Disability Prev	41,440	56,137	64,436	65,653	65,653	85,442	
0515610	4336 Women, Infant & Children	131,172	137,321	146,728	156,059	156,059	155,411	
0515610	4337 California Children Services	10,511	17,626	14,061	15,029	15,029	34,809	
0515610	4355 Other State Aid	0	0	0			52,000	
0515610	4356 AIDS Program	2,738	3,337	5,890	6,000	6,000	6,000	
8915660	4352 Tobacco Use Prev Incentive	112,500	147,052	112,500	318,270	318,270	311,550	HS - Tobacco
0515610	4362 Public Health Emergency Prep.	53,431	70,760	125,098				
8170000	4352 Health - Realignment	291,737	285,288	281,096	372,716	372,716	306,794	
8915614	4370 PANDEMIC INFLUENZA	0	0	0	60,105	60,105	60,105	
8915615	4363 LEA	14,242	14,010	15,554	15,553	15,553	15,553	
8915616	4362 Public Health Emergency Prep.	0	0	0	101,657	101,657	111,582	
8915617	4323 CUPA	60,000	60,000	60,075	60,655	60,655	60,000	
8915618	4362 HOSPITAL PREPAREDNESS	0	0	0	117,223	117,223	115,645	
8915619	4362 CALIFORNIA ENDOWMENT	0	0	0				
8915620	4362 HEALTH SUBVENTION	0	0	0				
8915621	4334 MCAH, MCH	0	0	0				
8915622	4362 PERINATAL-SGF	0	0	0				
8915624	4362 Oral Health Program Prop 56	0	0	0	140,000	140,000	140,675	
0515610	4353 STATE AID CHILD SUPPORT INCNT	0	0	0				
8915683	4369 STATE AID PERINATAL SGF	0	0	0				
8915821	4339 ABOVE GROUND STORAGE TANKS	0	0	0	15,186	15,186	15,186	
<b>Total State Aid</b>		<b>789,296</b>	<b>870,315</b>	<b>902,141</b>	<b>1,589,692</b>	<b>1,589,692</b>	<b>1,586,636</b>	

COUNTY OF SIERRA  
STATE OF CALIFORNIA  
FISCAL YEAR 2019-20  
DETAIL OF ADDITIONAL FINANCING SOURCES BY FUND AND ACCOUNT  
GOVERNMENTAL FUNDS

DESCRIPTION	2016-17 ACTUAL	2017-18 ACTUAL	2018-19 ACTUAL	2018-19 ADOPTED	2019-20 PRELIMINARY	2019-20 ADOPTED	FURTHER DISCRIPTION OF REVENUE
(1)	(3)	(4)	(5)	(6)	(7)	(8)	
<b>FEDERAL AID</b>							
0515610 4284 Federal Aid other	140,808	133,734	191,284				
0515610 4285 FED AID OTHER	0	0	0				FDA
8915616 4284 Public Health Emergency Prep.	25,364	25,430	25,415				
8915685 4287 FED AID SUB ABUSE PREV & TREAT	342,921	588,278	107,918				
8915618 4284 HOSPITAL PREPAREDNESS	29,323	29,323	29,306				
<b>Total Federal Aid</b>	<b>538,416</b>	<b>776,765</b>	<b>353,924</b>	<b>0</b>	<b>0</b>	<b>0</b>	
<b>TOTAL INTERGOVERNMENT REVENUES</b>	<b>1,327,712</b>	<b>1,647,081</b>	<b>1,256,064</b>	<b>1,589,692</b>	<b>1,589,692</b>	<b>1,586,636</b>	
<b>CHARGES FOR CURRENT SERVICES</b>							
0515610 4520 Health Dept Fees	26,169	29,745	15,054	64,000	64,000	37,000	HS - Health
0515610 4574 Enviornmental Health Fees	0	0	29,733	22,000	22,000	50,000	
0515610 4597 Mdical Marijuana County Share	0	0	0				
0515610 4536 CUPA	0	0	213				
0515610 4701 Billing other Departments							
8915617 4536 CUPA FEES	2,968	2,398	3,240	5,000	5,000		CUPA
8915617 4537 CUPA SURCHARGE	2,122	2,534	2,457				
<b>Total Current Services</b>	<b>31,259</b>	<b>34,677</b>	<b>50,696</b>	<b>91,000</b>	<b>91,000</b>	<b>87,000</b>	
<b>OTHER REVENUE</b>							
0515610 4701 Other Misc Revenue	2,472	1,633	0	5,000	5,000	2,000	HS - Health- Trnf, etc
0515670 4701 Other Misc Revenue	587	2,276	249				HS - LEA - Trnf, etc
0515671 4701 Other Misc Revenue	0	0	0				HS - Bio- Trnf, etc
0515672 4701 Other Misc Revenue	0	0	0				HS - CUPA- Trnf, etc
8170000 4701 Other Misc Revenue	0	0	0				Health - Realignment
8915610 4701 Other Misc Revenue	0	0	0				AB 8
8915611 4701 Other Misc Revenue	0	0	0				ADAP, AIDS, LPHS, HIV, LABG
8915612 4701 Other Misc Revenue	0	0	0				CHILDREN'S HEALTH DIS. PREV
8915613 4701 Other Misc Revenue	0	0	0				CHILD MEDICAL SERVICES
8915614 4701 Other Misc Revenue	0	0	0				PANDEMIC INFLUENZA
8915615 4701 Other Misc Revenue	0	0	0				LEA
8915616 4701 Other Misc Revenue	0	0	0				BIO-TERRORISM
8915617 4701 Other Misc Revenue	0	0	0				CUPA
8915618 4701 Other Misc Revenue	0	0	0				HOSPITAL PREPAREDNESS
8915619 4701 Other Misc Revenue	0	0	0				CALIFORNIA ENDOWMENT
8915620 4701 Other Misc Revenue	0	0	0				HEALTH SUBVENTION
8915621 4701 Other Misc Revenue	0	0	0				MCAH, MCH
8915683 4701 Other Misc Revenue	0	0	0				PERINATAL-SGF
8915821 4701 Other Misc Revenue	0	0	0				H1N1
<b>Total Other Revenue</b>	<b>3,059</b>	<b>3,908</b>	<b>249</b>	<b>5,000</b>	<b>5,000</b>	<b>2,000</b>	
<b>TOTAL HEALTH FUNDS FINANCING SOURCES</b>	<b>1,378,364</b>	<b>1,699,932</b>	<b>1,321,461</b>	<b>1,685,692</b>	<b>1,685,692</b>	<b>1,675,636</b>	
	Memo: Transfers In			1,363,525	1,363,525	1,170,177	

COUNTY OF SIERRA  
STATE OF CALIFORNIA  
FISCAL YEAR 2019-20  
DETAIL OF ADDITIONAL FINANCING SOURCES BY FUND AND ACCOUNT  
GOVERNMENTAL FUNDS

DESCRIPTION	2016-17 ACTUAL	2017-18 ACTUAL	2018-19 ACTUAL	2018-19 ADOPTED	2019-20 PRELIMINARY	2019-20 ADOPTED	FURTHER DISCRIPTION OF REVENUE
(1)	(2)	(3)	(4)	(5)	(6)	(7)	(8)
<b>BEHAVIORAL HEALTH</b>							
<b>REVENUE FROM USE OF MONEY &amp; PROPERTY</b>							
0515670 4201 Interest	0	0	0				
8150000 4201 Interest	0	0	0				
8277670 4201 Interest	0	0	0				
8277690 4201 Interest	0	0	0				
8915660 4201 Interest	738	378	960				
8915671 4201 Interest	22,134	27,479	41,649			0	
8915673 4201 Interest	0	0	0				
8915674 4201 Interest	0	0	0				
8915675 4201 Interest	602	1,365	3,985				
8915682 4201 Interest	0	0	0				
8915685 4201 Interest	3,726	3,090	5,718				
8915820 4201 Interest	325	390	562				
0515670 4208 Rents	0	6,000	6,000	6,000	6,000		
<b>Total Rev from Use of Money &amp; Property</b>	<b>27,524</b>	<b>38,702</b>	<b>58,875</b>	<b>6,000</b>	<b>6,000</b>	<b>0</b>	
<b>INTERGOVERNMENT REVENUE</b>							
<b>STATE AID</b>							
0515670 4338 Mental Health	0	0	0				HS - MH
0515670 4310 Other State Aid	0	0	0	55,895	55,895	55,895	SAMHSA - SMI
0515670 4355 Other State Aid	0	0	0	78,346	78,346	78,346	SAMHSA - FEP
0515670 4339 Alcohol Program	0	0	0				
8150000 4356 Realignment	370,874	356,259	290,733	445,572	445,572	414,473	
8915609 4338 State Aid Mental Health	0	0	0				
8915610 4338 State Aid Mental Health	0	0	0				
8915611 4338 State Aid Mental Health	0	0	0				
8915612 4338 State Aid Mental Health	73,969	78,058	78,957	69,020	69,020	69,020	MHSA Innovation
8915613 4338 State Aid Mental Health	0	0	0				
8915672 4352 Prevention Early Intervention MHSA	0	0	0	276,080	276,080	276,080	
8121000 4364 2011 Realignment	140,681	190,210	194,786	234,122	234,122	234,122	
8915671 4338 MHSA	1,109,542	1,170,875	1,194,360	1,035,300	1,035,300	1,174,829	
8915675 4338 MHSA WET	0	0	0				
8915676 4338 MHSA Capital Facilities & Tech	0	0	0	546,572	546,572	546,572	
8915674 4288 SAMHSA	0	0	0				
8915681 4339 ALCOHOL PRG, NNA, SGF	0	0	0				
8915612 4338 PEI							
8915685 4287 SAPT: DIS, PRE, FLN, CL, HIV	342,921	588,278	107,918	433,267	433,267	433,267	
8915682 4287 DFS	0	0	0				
8915820 4355 PROP 36 SUB ABUSE	0	0	0	28,000	28,000	28,000	
<b>Total State Aid</b>	<b>2,037,988</b>	<b>2,383,680</b>	<b>1,866,756</b>	<b>3,202,174</b>	<b>3,202,174</b>	<b>3,310,604</b>	

COUNTY OF SIERRA  
STATE OF CALIFORNIA  
FISCAL YEAR 2019-20  
DETAIL OF ADDITIONAL FINANCING SOURCES BY FUND AND ACCOUNT  
GOVERNMENTAL FUNDS

DESCRIPTION		2016-17	2017-18	2018-19	2018-19	2019-20	2019-20	FURTHER
(1)	(2)	ACTUAL	ACTUAL	ACTUAL	ADOPTED	PRELIMINARY	ADOPTED	DISCRIPTION
		(3)	(4)	(5)	(6)	(7)	(8)	OF REVENUE
<b>FEDERAL AID</b>								
<b>Total Federal Aid</b>		<b>0</b>	<b>0</b>	<b>0</b>	<b>0</b>	<b>0</b>	<b>0</b>	
<b>TOTAL INTERGOVERNMENT REVENUES</b>		<b>2,037,988</b>	<b>2,383,680</b>	<b>1,866,756</b>	<b>3,202,174</b>	<b>3,202,174</b>	<b>3,310,604</b>	
<b>CHARGES FOR CURRENT SERVICES</b>								
0515670	4514 Mental Health Services	7,283	1,849	5,217	2,500	2,500	2,500	HS - MH & CSOC, CPS
0515670	4518 Alcohol Fees	340	1,350	2,937	7,000	7,000	7,000	
<b>Total Current Services</b>		<b>7,623</b>	<b>3,198</b>	<b>8,155</b>	<b>9,500</b>	<b>9,500</b>	<b>9,500</b>	
<b>OTHER REVENUE</b>								
0515670	4701 Other Misc Revenue	587	2,276	249				
<b>Total Other Revenue</b>		<b>587</b>	<b>2,276</b>	<b>249</b>	<b>0</b>	<b>0</b>	<b>0</b>	
<b>TOTAL MENTAL HEALTH SERVICES FUND FINACIAING</b>		<b>2,073,722</b>	<b>2,427,856</b>	<b>1,934,034</b>	<b>3,217,674</b>	<b>3,217,674</b>	<b>3,320,104</b>	
Memo: Transfers In					4,238,849	4,238,849	5,071,807	

COUNTY OF SIERRA  
STATE OF CALIFORNIA  
FISCAL YEAR 2019-20  
DETAIL OF ADDITIONAL FINANCING SOURCES BY FUND AND ACCOUNT  
GOVERNMENTAL FUNDS

DESCRIPTION	2016-17	2017-18	2018-19	2018-19	2019-20	2019-20	FURTHER
(1)	ACTUAL	ACTUAL	ACTUAL	ADOPTED	PRELIMINARY	ADOPTED	DISCRIPTION
(2)	(3)	(4)	(5)	(6)	(7)	(8)	OF REVENUE
<b>SOCIAL SERVICES</b>							
<b>REVENUE FROM USE OF MONEY &amp; PROPERTY</b>							
0515800 4201 Interest	275	3,188	5,451	0	0	4,000	HS - Administration
0515800 4208 Rents	0	0	0				HS - SS
<b>Total Rev from Use of Money &amp; Property</b>	<b>275</b>	<b>3,188</b>	<b>5,451</b>	<b>0</b>	<b>0</b>	<b>4,000</b>	
<b>INTERGOVERNMENT REVENUE</b>							
<b>STATE AID</b>							
0515800 4331 Social Services Admin.	447,995	538,238	660,189	720,728	720,728	447,987	HS - SS Admin.
0515800 4371 In Home Supportive Services	41,729	258,395	17,950				HS - IHSS
0515800 4355 Other State Aide	0	0	0	99,415	99,415	99,415	USAC
0515810 4332 State Aid Welfare	91,691	70,271	97,182			209,000	HS - SS Assist.
0515810 4353 Child Support Intercept	0	0	0				
0515800 4355 Other Aid	0	0	0				MediGap
0515800 4343 Child Abuse Prevention	0	0	0				HS - Child Abuse (CAPIT)
8160000 Realignment 1991	586,886	657,240	620,194	661,112	661,112	521,128	
8120000 4374 AB118 2011 Realignment	782,908	902,624	969,780	912,312	912,312	941,716	
<b>Total State Aid</b>	<b>1,951,209</b>	<b>2,426,768</b>	<b>2,365,295</b>	<b>2,393,567</b>	<b>2,393,567</b>	<b>2,219,246</b>	



COUNTY OF SIERRA  
STATE OF CALIFORNIA  
FISCAL YEAR 2019-20  
DETAIL OF ADDITIONAL FINANCING SOURCES BY FUND AND ACCOUNT  
GOVERNMENTAL FUNDS

DESCRIPTION (1)	(2)	2016-17 ACTUAL (3)	2017-18 ACTUAL (4)	2018-19 ACTUAL (5)	2018-19 ADOPTED (6)	2019-20 PRELIMINARY (7)	2019-20 ADOPTED (8)	FURTHER DISCRIPTION OF REVENUE
<b>FEDERAL AID</b>								
0515800	4276 Social Services Admin	683,947	481,320	634,032	344,661	344,661	429,537	HS - Admin
0515800	4292 IHSS	15,624	13,606	24,532				HS - IHSS
0515810	4277 Social Services Aid	99,580	106,134	98,618				HS - Asst
0515800	4274 ARRA	0	0	0				
0515800	4284 SOS	0	0	1,469				
<b>Total Federal Aid</b>		<b>799,150</b>	<b>601,060</b>	<b>758,652</b>	<b>344,661</b>	<b>344,661</b>	<b>429,537</b>	
<b>TOTAL INTERGOVERNMENT REVENUES</b>		<b>2,750,359</b>	<b>3,027,829</b>	<b>3,123,947</b>	<b>2,738,228</b>	<b>2,738,228</b>	<b>2,648,783</b>	
<b>CHARGES FOR CURRENT SERVICES</b>								
<b>Total Current Services</b>		<b>0</b>	<b>0</b>	<b>0</b>	<b>0</b>	<b>0</b>	<b>0</b>	
<b>OTHER REVENUE</b>								
0515800	4701 Other Misc Revenue	67,475	75,888	15,080			6,000	HS - Admin - Trnf, etc
0515810	4701 Other Misc Revenue	0	0	0				HS - Aid - Trnf, etc
8160000	4701 Other Misc Revenue	0	0	0	0	0	0	
<b>Total Other Revenue</b>		<b>67,475</b>	<b>75,888</b>	<b>15,080</b>	<b>0</b>	<b>0</b>	<b>6,000</b>	
<b>TOTAL HUMAN SERVICES FUND FINANCING SOURCES</b>		<b>2,818,110</b>	<b>3,106,905</b>	<b>3,144,477</b>	<b>2,738,228</b>	<b>2,738,228</b>	<b>2,658,783</b>	
Memo: Transfers In					1,635,328	1,638,921	1,870,000	
<b>FISH &amp; GAME FUND</b>								
<b>FINES &amp; FORFEITURES</b>								
0713001	4153 Fish & Game	778	305	0	1,000	1,000	1,000	Fish & Game
<b>Total Fines &amp; Forfeitures</b>		<b>778</b>	<b>305</b>	<b>0</b>	<b>1,000</b>	<b>1,000</b>	<b>1,000</b>	
<b>REVENUE FROM USE OF MONEY &amp; PROPERTY</b>								
0713001	4201 Interest	0	0	0	0	0	0	Fish & Game
<b>Total Rev from Use of Money &amp; Property</b>		<b>0</b>	<b>0</b>	<b>0</b>	<b>0</b>	<b>0</b>	<b>0</b>	
<b>OTHER REVENUE</b>								
0713001	4701 Other Misc Revenue	875	450	0	62	62	62	Fish & Game
<b>Total Other Revenue</b>		<b>875</b>	<b>450</b>	<b>0</b>	<b>62</b>	<b>62</b>	<b>62</b>	
<b>TOTAL FISH &amp; GAME SERVICES FUND FINANCING</b>		<b>1,653</b>	<b>755</b>	<b>0</b>	<b>1,062</b>	<b>1,062</b>	<b>1,062</b>	

COUNTY OF SIERRA  
STATE OF CALIFORNIA  
FISCAL YEAR 2019-20  
DETAIL OF ADDITIONAL FINANCING SOURCES BY FUND AND ACCOUNT  
GOVERNMENTAL FUNDS

DESCRIPTION (1)	(2)	2016-17 ACTUAL (3)	2017-18 ACTUAL (4)	2018-19 ACTUAL (5)	2018-19 ADOPTED (6)	2019-20 PRELIMINARY (7)	2019-20 ADOPTED (8)
<b>PREDATOR CONTROL</b>							
<b>REVENUE FROM USE OF MONEY &amp; PROPERTY</b>							
0773005 4201 Interest		0	0	0			
<b>Total Rev from Use of Money &amp; Property</b>		<b>0</b>	<b>0</b>	<b>0</b>	<b>0</b>	<b>0</b>	<b>0</b>
<b>FEDERAL AID</b>							
0773005 4283 Grazing In Lieu		109	92	0	80	80	80
<b>Total Federal Aid</b>		<b>109</b>	<b>92</b>	<b>0</b>	<b>80</b>	<b>80</b>	<b>80</b>
<b>TOTAL INTERGOVERNMENT REVENUES</b>		<b>109</b>	<b>92</b>	<b>0</b>	<b>80</b>	<b>80</b>	<b>80</b>
<b>OTHER REVENUE</b>							
0773005 4701 Other Misc Revenue		0	0	0			
<b>Total Other Revenue</b>		<b>0</b>	<b>0</b>	<b>0</b>	<b>0</b>	<b>0</b>	<b>0</b>
<b>TOTAL PREDATOR CONTROL FUND FINANCING</b>		<b>109</b>	<b>92</b>	<b>0</b>	<b>80</b>	<b>80</b>	<b>80</b>
<b>1/2 Cent Sales Tax for Safety</b>							
<b>REVENUE FROM USE OF MONEY &amp; PROPERTY</b>							
8360000 4201 Interest		0	0	0			
<b>Total Rev from Use of Money &amp; Property</b>		<b>0</b>	<b>0</b>	<b>0</b>	<b>0</b>	<b>0</b>	<b>0</b>
<b>STATE AID</b>							
8360000 4344 1/2 Cent Sales Tax		102,455	110,609	109,568	100,000	100,000	100,000
<b>Total State Aid</b>		<b>102,455</b>	<b>110,609</b>	<b>109,568</b>	<b>100,000</b>	<b>100,000</b>	<b>100,000</b>
<b>TOTAL INTERGOVERNMENT REVENUES</b>		<b>102,455</b>	<b>110,609</b>	<b>109,568</b>	<b>100,000</b>	<b>100,000</b>	<b>100,000</b>
<b>OTHER REVENUE</b>							
8363005 4701 Other Misc Revenue		0	0	0	0	0	0
<b>Total Other Revenue</b>		<b>0</b>	<b>0</b>	<b>0</b>	<b>0</b>	<b>0</b>	<b>0</b>
<b>TOTAL 1/2 CENT SALES TAX FOR SAFETY FUND FINANCING</b>		<b>102,455</b>	<b>110,609</b>	<b>109,568</b>	<b>100,000</b>	<b>100,000</b>	<b>100,000</b>

COUNTY OF SIERRA  
STATE OF CALIFORNIA  
FISCAL YEAR 2019-20  
COUNTY BUDGET ACT  
GOVERNMENTAL FUNDS

DESCRIPTION (1)	(2)	2016-17 ACTUAL (3)	2017-18 ACTUAL (4)	2018-19 ACTUAL (5)	2018-19 ADOPTED (6)	2019-20 PRELIMINARY (7)	2019-20 ADOPTED (8)
<b>CAPITAL PROJECTS</b>							
<b>REVENUE FROM USE OF MONEY &amp; PROPERTY</b>							
1001001 4201 Interest		0	0	0			
<b>Total Rev from Use of Money &amp; Property</b>		<b>0</b>	<b>0</b>	<b>0</b>	<b>0</b>	<b>0</b>	<b>0</b>
<b>STATE AID</b>							
1001001							
<b>FEDERAL AID</b>							
1001001 4284		0	0	0		0	
<b>Total Federal Aid</b>		<b>0</b>	<b>0</b>	<b>0</b>	<b>0</b>	<b>0</b>	<b>0</b>
<b>TOTAL INTERGOVERNMENT REVENUES</b>		<b>0</b>	<b>0</b>	<b>0</b>	<b>0</b>	<b>0</b>	<b>0</b>
<b>OTHER REVENUE</b>							
1001001 4711 Transfers from other Funds CSA2		0	0	0			
1001001 4711 Transfers from other Funds road							
<b>Total Other Revenue</b>		<b>0</b>	<b>0</b>	<b>0</b>	<b>0</b>	<b>0</b>	<b>0</b>
<b>TOTAL CAPITAL PROJECTS CONTROL FUND FINANCING</b>		<b>0</b>	<b>0</b>	<b>0</b>	<b>0</b>	<b>0</b>	<b>0</b>
	Memo: Transfers In					0	
<b>PENSION BOND</b>							
<b>REVENUE FROM USE OF MONEY &amp; PROPERTY</b>							
6003090							
<b>Total Rev from Use of Money &amp; Property</b>		<b>0</b>	<b>0</b>	<b>0</b>	<b>0</b>	<b>0</b>	<b>0</b>
6003090							
<b>OTHER REVENUE</b>							
6003090 4715 Transfers from other Funds Payroll		636,708	568,943	576,392	603,433	618,789	618,789
		<b>636,708</b>	<b>568,943</b>	<b>576,392</b>	<b>603,433</b>	<b>618,789</b>	<b>618,789</b>
<b>TOTAL DEBT SERVICES CONTROL FUND FINANCING</b>		<b>636,708</b>	<b>568,943</b>	<b>576,392</b>	<b>603,433</b>	<b>618,789</b>	<b>618,789</b>

COUNTY OF SIERRA  
STATE OF CALIFORNIA  
FISCAL YEAR 2019-20  
DETAIL OF ADDITIONAL FINANCING SOURCES BY FUND AND ACCOUNT  
GOVERNMENTAL FUNDS

DESCRIPTION (1)	(2)	2016-17 ACTUAL (3)	2017-18 ACTUAL (4)	2018-19 ACTUAL (5)	2018-19 ADOPTED (6)	2019-20 PRELIMINARY (7)	2019-20 ADOPTED (8)
<b>Library Trust</b>							
<b>REVENUE FROM USE OF MONEY &amp; PROPERTY</b>							
8020000	4201 Interest	0	0	0	0	0	0
<b>Total Rev from Use of Money &amp; Property</b>		<b>0</b>	<b>0</b>	<b>0</b>	<b>0</b>	<b>0</b>	<b>0</b>
<b>FEDERAL AID</b>							
8020000		0	0	0	0	0	0
<b>Total Federal Aid</b>		<b>0</b>	<b>0</b>	<b>0</b>	<b>0</b>	<b>0</b>	<b>0</b>
<b>TOTAL INTERGOVERNMENT REVENUES</b>		<b>0</b>	<b>0</b>	<b>0</b>	<b>0</b>	<b>0</b>	<b>0</b>
<b>OTHER REVENUE</b>							
8020000	4701 Other Misc Revenue	0	0	0	0	0	0
<b>Total Other Revenue</b>		<b>0</b>	<b>0</b>	<b>0</b>	<b>0</b>	<b>0</b>	<b>0</b>
<b>TOTAL LIBRARY TRUST FUND FINANCING</b>		<b>0</b>	<b>0</b>	<b>0</b>	<b>0</b>	<b>0</b>	<b>0</b>
<b>Gallows Restoration</b>							
<b>REVENUE FROM USE OF MONEY &amp; PROPERTY</b>							
8030000	4201 Interest	0	0	0	0	0	0
<b>Total Rev from Use of Money &amp; Property</b>		<b>0</b>	<b>0</b>	<b>0</b>	<b>0</b>	<b>0</b>	<b>0</b>
<b>STATE AID</b>							
8030000		0	0	0	0	0	0
<b>Total State Aid</b>		<b>0</b>	<b>0</b>	<b>0</b>	<b>0</b>	<b>0</b>	<b>0</b>
<b>TOTAL INTERGOVERNMENT REVENUES</b>		<b>0</b>	<b>0</b>	<b>0</b>	<b>0</b>	<b>0</b>	<b>0</b>
<b>OTHER REVENUE</b>							
8030000	4701 Other Misc Revenue	0	0	0	0	0	0
<b>Total Other Revenue</b>		<b>0</b>	<b>0</b>	<b>0</b>	<b>0</b>	<b>0</b>	<b>0</b>
<b>TOTAL GALLOWS RESTORATION FUND FINANCING</b>		<b>0</b>	<b>0</b>	<b>0</b>	<b>0</b>	<b>0</b>	<b>0</b>
<b>DNA Trust</b>							
<b>REVENUE FROM USE OF MONEY &amp; PROPERTY</b>							
8181001	4201 Interest	0	0	0	0	0	0
<b>Total Rev from Use of Money &amp; Property</b>		<b>0</b>	<b>0</b>	<b>0</b>	<b>0</b>	<b>0</b>	<b>0</b>
<b>FINES &amp; FORFEITURES</b>							
8181001	4151	1,803	1,287	2,047	2,000	2,000	2,000
<b>Total Fines and Forfeitures</b>		<b>1,803</b>	<b>1,287</b>	<b>2,047</b>	<b>2,000</b>	<b>2,000</b>	<b>2,000</b>
<b>TOTAL INTERGOVERNMENT REVENUES</b>		<b>1,803</b>	<b>1,287</b>	<b>2,047</b>	<b>2,000</b>	<b>2,000</b>	<b>2,000</b>
<b>OTHER REVENUE</b>							
8181001	4701 Other Misc Revenue	0	0	0	0	0	0
<b>Total Other Revenue</b>		<b>0</b>	<b>0</b>	<b>0</b>	<b>0</b>	<b>0</b>	<b>0</b>
<b>TOTAL DNA TRUST FUND FINANCING</b>		<b>1,803</b>	<b>1,287</b>	<b>2,047</b>	<b>2,000</b>	<b>2,000</b>	<b>2,000</b>

COUNTY OF SIERRA  
STATE OF CALIFORNIA  
FISCAL YEAR 2019-20  
DETAIL OF ADDITIONAL FINANCING SOURCES BY FUND AND ACCOUNT  
GOVERNMENTAL FUNDS

DESCRIPTION (1)	(2)	2016-17 ACTUAL (3)	2017-18 ACTUAL (4)	2018-19 ACTUAL (5)	2018-19 ADOPTED (6)	2019-20 PRELIMINARY (7)	2019-20 ADOPTED (8)
<b>Security Measures</b>		H&S Code 103525					
<b>REVENUE FROM USE OF MONEY &amp; PROPERTY</b>							
8211001	4201 Interest	0	0	0	0	0	0
<b>Total Rev from Use of Money &amp; Property</b>		<b>0</b>	<b>0</b>	<b>0</b>	<b>0</b>	<b>0</b>	<b>0</b>
<b>CHARGES FOR SERVICES</b>							
8211001	4543	77	55	87	60	60	60
<b>Total Charges for Services</b>		<b>77</b>	<b>55</b>	<b>87</b>	<b>60</b>	<b>60</b>	<b>60</b>
<b>OTHER REVENUE</b>							
8211001	4701 Other Misc Revenue	0	0	0	0	0	0
<b>Total Other Revenue</b>		<b>0</b>	<b>0</b>	<b>0</b>	<b>0</b>	<b>0</b>	<b>0</b>
<b>TOTAL SECURITY MEASURES FUND FINANCING</b>		<b>77</b>	<b>55</b>	<b>87</b>	<b>60</b>	<b>60</b>	<b>60</b>
<b>Micrographics</b>		Gov. Code 27361.4, Res. 1992-361					
<b>REVENUE FROM USE OF MONEY &amp; PROPERTY</b>							
8211003	4201 Interest	0	0	0	0	0	0
<b>Total Rev from Use of Money &amp; Property</b>		<b>0</b>	<b>0</b>	<b>0</b>	<b>0</b>	<b>0</b>	<b>0</b>
<b>CHARGES FOR SERVICES</b>							
8211003	4543	4,992	4,965	4,365	5,023	5,023	5,023
<b>Total Charges for Services</b>		<b>4,992</b>	<b>4,965</b>	<b>4,365</b>	<b>5,023</b>	<b>5,023</b>	<b>5,023</b>
<b>OTHER REVENUE</b>							
8211003	4701 Other Misc Revenue	0	0	0	0	0	0
<b>Total Other Revenue</b>		<b>0</b>	<b>0</b>	<b>0</b>	<b>0</b>	<b>0</b>	<b>0</b>
<b>TOTAL MICROGRAPHICS FUND FINANCING</b>		<b>4,992</b>	<b>4,965</b>	<b>4,365</b>	<b>5,023</b>	<b>5,023</b>	<b>5,023</b>

COUNTY OF SIERRA  
STATE OF CALIFORNIA  
FISCAL YEAR 2019-20  
DETAIL OF ADDITIONAL FINANCING SOURCES BY FUND AND ACCOUNT  
GOVERNMENTAL FUNDS

DESCRIPTION (1)	(2)	2016-17 ACTUAL (3)	2017-18 ACTUAL (4)	2018-19 ACTUAL (5)	2018-19 ADOPTED (6)	2019-20 PRELIMINARY (7)	2019-20 ADOPTED (8)
<b>Peace Officers Training</b>		H&S Code 103680					
<b>REVENUE FROM USE OF MONEY &amp; PROPERTY</b>							
8211004	4201 Interest	0	0	0			
<b>Total Rev from Use of Money &amp; Property</b>		<b>0</b>	<b>0</b>	<b>0</b>	<b>0</b>	<b>0</b>	<b>0</b>
<b>CHARGES FOR SERVICES</b>							
8211004	4701	29	19	29	0	0	0
<b>Total Charges for Services</b>		<b>29</b>	<b>19</b>	<b>29</b>	<b>0</b>	<b>0</b>	<b>0</b>
<b>OTHER REVENUE</b>							
8211004	4707 Other Misc Revenue	0	0	0		0	
<b>Total Other Revenue</b>		<b>0</b>	<b>0</b>	<b>0</b>	<b>0</b>	<b>0</b>	<b>0</b>
<b>TOTAL PEACE OFFICERS TRAINING FUND FINANCING</b>		<b>29</b>	<b>19</b>	<b>29</b>	<b>0</b>	<b>0</b>	<b>0</b>
<b>Recorder's Modernization Trust</b>		Gov. Code 27361, 27361.3 Res. 1992-362					
<b>REVENUE FROM USE OF MONEY &amp; PROPERTY</b>							
8211005	4201 Interest	0	0	0	0	0	0
<b>Total Rev from Use of Money &amp; Property</b>		<b>0</b>	<b>0</b>	<b>0</b>	<b>0</b>	<b>0</b>	<b>0</b>
<b>CHARGES FOR SERVICES</b>							
8211005	4543	12,691	10,269	8,386	10,354	10,354	10,354
<b>Total Charges for Services</b>		<b>12,691</b>	<b>10,269</b>	<b>8,386</b>	<b>10,354</b>	<b>10,354</b>	<b>10,354</b>
<b>OTHER REVENUE</b>							
8211005	4701 Other Misc Revenue	0	0	0	0	0	0
<b>Total Other Revenue</b>		<b>0</b>	<b>0</b>	<b>0</b>	<b>0</b>	<b>0</b>	<b>0</b>
<b>TOTAL RECORDER'S MODERNIZATION FUND FINANCING</b>		<b>12,691</b>	<b>10,269</b>	<b>8,386</b>	<b>10,354</b>	<b>10,354</b>	<b>10,354</b>

COUNTY OF SIERRA  
STATE OF CALIFORNIA  
FISCAL YEAR 2019-20  
DETAIL OF ADDITIONAL FINANCING SOURCES BY FUND AND ACCOUNT  
GOVERNMENTAL FUNDS

DESCRIPTION (1)	(2)	2016-17 ACTUAL (3)	2017-18 ACTUAL (4)	2018-19 ACTUAL (5)	2018-19 ADOPTED (6)	2019-20 PRELIMINARY (7)	2019-20 ADOPTED (8)
<b>Vital Statistics</b>							
<b>REVENUE FROM USE OF MONEY &amp; PROPERTY</b>							
8211006	4201 Interest	0	0	0	0	0	0
<b>Total Rev from Use of Money &amp; Property</b>		<b>0</b>	<b>0</b>	<b>0</b>	<b>0</b>	<b>0</b>	<b>0</b>
<b>CHARGES FOR SERVICES</b>							
8211006	4543	484	348	546	481	481	481
<b>Total Charges for Services</b>		<b>484</b>	<b>348</b>	<b>546</b>	<b>481</b>	<b>481</b>	<b>481</b>
<b>OTHER REVENUE</b>							
8211006	4701 Other Misc Revenue	0	0	0	0	0	0
<b>Total Other Revenue</b>		<b>0</b>	<b>0</b>	<b>0</b>	<b>0</b>	<b>0</b>	<b>0</b>
<b>TOTAL VITAL STATISTICS FUND FINANCING</b>		<b>484</b>	<b>348</b>	<b>546</b>	<b>481</b>	<b>481</b>	<b>481</b>
<b>Laboratory Fees</b>							
<b>REVENUE FROM USE OF MONEY &amp; PROPERTY</b>							
8267650	4201 Interest	0	0	0	0	0	0
<b>Total Rev from Use of Money &amp; Property</b>		<b>0</b>	<b>0</b>	<b>0</b>	<b>0</b>	<b>0</b>	<b>0</b>
<b>FINES AND FORFEITURES</b>							
8267650	4151	786	417	481	1,093	1,093	1,093
<b>Total Fines and Forfeitures</b>		<b>786</b>	<b>417</b>	<b>481</b>	<b>1,093</b>	<b>1,093</b>	<b>1,093</b>
<b>OTHER REVENUE</b>							
8267650	4701 Other Misc Revenue	0	0	0	0	0	0
<b>Total Other Revenue</b>		<b>0</b>	<b>0</b>	<b>0</b>	<b>0</b>	<b>0</b>	<b>0</b>
<b>TOTAL LABORATORY FEES FUND FINANCING</b>		<b>786</b>	<b>417</b>	<b>481</b>	<b>1,093</b>	<b>1,093</b>	<b>1,093</b>
<b>Alcohol Programs Law Enfocment</b>							
<b>REVENUE FROM USE OF MONEY &amp; PROPERTY</b>		PC 853.7 (a), Res. 1987-033 Gov. Code 76000, PC11112.1, Res. 1987-033					
8277680	4201 Interest	0	0	0	11	11	11
8277700	4201 Interest	0	0	0	12	12	12
<b>Total Rev from Use of Money &amp; Property</b>		<b>0</b>	<b>0</b>	<b>0</b>	<b>23</b>	<b>23</b>	<b>23</b>
<b>FINES AND FORFEITURES</b>							
8277680	4151 Fines	692	476	788	500	500	500
8277700	4151 Fines	0	0	0			
<b>Total Fines and Forfeitures</b>		<b>692</b>	<b>476</b>	<b>788</b>	<b>500</b>	<b>500</b>	<b>500</b>
<b>OTHER REVENUE</b>							
8277680	4701 Other Misc Revenue	0	0	0	0	0	0
8277700	4701 Other Misc Revenue	0	0	0	0	0	0
<b>Total Other Revenue</b>		<b>0</b>	<b>0</b>	<b>0</b>	<b>0</b>	<b>0</b>	<b>0</b>
<b>TOTAL AUTOMATED WARRANT FUND FINANCING</b>		<b>692</b>	<b>476</b>	<b>788</b>	<b>523</b>	<b>523</b>	<b>523</b>

COUNTY OF SIERRA  
STATE OF CALIFORNIA  
FISCAL YEAR 2019-20  
DETAIL OF ADDITIONAL FINANCING SOURCES BY FUND AND ACCOUNT  
GOVERNMENTAL FUNDS

(1)	(2)	2016-17 ACTUAL (3)	2017-18 ACTUAL (4)	2018-19 ACTUAL (5)	2018-19 ADOPTED (6)	2019-20 PRELIMINARY (7)	2019-20 ADOPTED (8)
<b>Alcoholo Programs Education &amp; Treatment</b>							
<b>REVENUE FROM USE OF MONEY &amp; PROPERTY</b>							
8277690	4201 Interest	0	0	0		0	
8277670	4201 Interest	0	0	0	10	10	10
<b>Total Rev from Use of Money &amp; Property</b>		<b>0</b>	<b>0</b>	<b>0</b>	<b>10</b>	<b>10</b>	<b>10</b>
<b>FINES AND FORFEITURES</b>							
8277690	4151	458	437	412	500	500	500
8277670	4151 Fines	457	305	162	500	500	500
<b>Total Fines and Forfeitures</b>		<b>915</b>	<b>743</b>	<b>574</b>	<b>1,000</b>	<b>1,000</b>	<b>1,000</b>
<b>OTHER REVENUE</b>							
8277690	4701 Other Misc Revenue	0	0	0	0	0	0
<b>Total Other Revenue</b>		<b>0</b>	<b>0</b>	<b>0</b>	<b>0</b>	<b>0</b>	<b>0</b>
<b>TOTAL AUTOMATED FINGERPRINTING ID FUND FINANCING</b>		<b>915</b>	<b>743</b>	<b>574</b>	<b>1,010</b>	<b>1,010</b>	<b>1,010</b>
<b>COPS</b>							
<b>STATE AID</b>							
8300000	4366	160,072	152,502	93,042	110,000	150,000	150,000
8307840	4366	100,000	128,971	90,957	100,000	128,000	128,000
8307850	4366	1,648	0	0			
8491002	4366	8,795	13,411	25,598	4,400	4,400	4,400
8641001	4366	906	798	808	700	700	700
<b>Total State Aid</b>		<b>271,421</b>	<b>295,682</b>	<b>210,405</b>	<b>215,100</b>	<b>283,100</b>	<b>283,100</b>
<b>OTHER REVENUE</b>							
8300000	4701 Other Misc Revenue	0	0	0	0	0	0
<b>Total Other Revenue</b>		<b>0</b>	<b>0</b>	<b>0</b>	<b>0</b>	<b>0</b>	<b>0</b>
<b>TOTAL COPS COUNTY FUND FINANCING</b>		<b>271,421</b>	<b>295,682</b>	<b>210,405</b>	<b>215,100</b>	<b>283,100</b>	<b>283,100</b>



COUNTY OF SIERRA  
STATE OF CALIFORNIA  
FISCAL YEAR 2019-20  
DETAIL OF ADDITIONAL FINANCING SOURCES BY FUND AND ACCOUNT  
GOVERNMENTAL FUNDS

DESCRIPTION (1)	(2)	2016-17 ACTUAL (3)	2017-18 ACTUAL (4)	2018-19 ACTUAL (5)	2018-19 ADOPTED (6)	2019-20 PRELIMINARY (7)	2019-20 ADOPTED (8)
<b>Rural Crime Prevention</b>							
<b>REVENUE FROM USE OF MONEY &amp; PROPERTY</b>							
8340000	4201 Interest	0	0	0		0	
<b>Total Rev from Use of Money &amp; Property</b>		<b>0</b>	<b>0</b>	<b>0</b>	<b>0</b>	<b>0</b>	<b>0</b>
<b>STATE AID</b>							
8340000	4367	503,050	500,000	500,000	500,000	550,000	550,000
<b>Total State Aid</b>		<b>503,050</b>	<b>500,000</b>	<b>500,000</b>	<b>500,000</b>	<b>550,000</b>	<b>550,000</b>
<b>OTHER REVENUE</b>							
8340000	4701 Other Misc Revenue	0	0	0	0	0	0
<b>Total Other Revenue</b>		<b>0</b>	<b>0</b>	<b>0</b>	<b>0</b>	<b>0</b>	<b>0</b>
<b>TOTAL RURAL CRIME PREVENTION FUND FINANCING</b>		<b>503,050</b>	<b>500,000</b>	<b>500,000</b>	<b>500,000</b>	<b>550,000</b>	<b>550,000</b>
<b>Local Community Corrections</b>							
<b>REVENUE FROM USE OF MONEY &amp; PROPERTY</b>							
8130000	4201 Interest	4,767	6,194	5,690		0	
<b>Total Rev from Use of Money &amp; Property</b>		<b>4,767</b>	<b>6,194</b>	<b>5,690</b>	<b>0</b>	<b>0</b>	<b>0</b>
<b>STATE AID</b>							
8130000	4374 Community Corrections Performance	200,000	167,803	150,000	200,000	200,000	100,000
8134100	4374 Youth Offender Grant	117,000	117,000	103,819	117,000	117,000	117,000
8131000	4374 Community Corrections Sub Acct	198,421	311,406	444,379	274,821	274,821	296,822
8131010	4374 Community Corrections Startup	100,000	100,000	100,000	0		
8132000	4374 Trail Court Security	27,326	30,269	29,906	24,300	24,300	24,300
8133000	4374 D.A. & P.D. Training	4,862	4,939	8,673	38,000	38,000	38,000
8134000	4374 Juvenile Justice Subaccount(JPCF)	5,652	5,618	8,357			16,000
<b>Total State Aid</b>		<b>653,261</b>	<b>737,035</b>	<b>845,134</b>	<b>654,121</b>	<b>654,121</b>	<b>592,122</b>
<b>TOTAL LOCAL COMM. CORRECTIONS FUND FINANCING</b>		<b>658,029</b>	<b>743,229</b>	<b>850,824</b>	<b>654,121</b>	<b>654,121</b>	<b>592,122</b>

COUNTY OF SIERRA  
STATE OF CALIFORNIA  
FISCAL YEAR 2019-20  
DETAIL OF ADDITIONAL FINANCING SOURCES BY FUND AND ACCOUNT  
GOVERNMENTAL FUNDS

DESCRIPTION (1)	(2)	2016-17 ACTUAL (3)	2017-18 ACTUAL (4)	2018-19 ACTUAL (5)	2018-19 ADOPTED (6)	2019-20 PRELIMINARY (7)	2019-20 ADOPTED (8)
<b>Domestic Violence</b>							
<b>REVENUE FROM USE OF MONEY &amp; PROPERTY</b>							
8491001	4201 Interest	0	0	0		0	
<b>Total Rev from Use of Money &amp; Property</b>		<b>0</b>	<b>0</b>	<b>0</b>	<b>0</b>	<b>0</b>	<b>0</b>
<b>STATE AID</b>							
8491001	4151	308	257	86	500	500	500
<b>Total State Aid</b>		<b>308</b>	<b>257</b>	<b>86</b>	<b>500</b>	<b>500</b>	<b>500</b>
<b>OTHER REVENUE</b>							
8491001	4701 Other Misc Revenue	391	414	345	0	0	0
<b>Total Other Revenue</b>		<b>391</b>	<b>414</b>	<b>345</b>	<b>0</b>	<b>0</b>	<b>0</b>
<b>TOTAL DOMESTIC VIOLENCE FUND FINANCING</b>		<b>699</b>	<b>671</b>	<b>431</b>	<b>500</b>	<b>500</b>	<b>500</b>
<b>Juvenile Justice (JJCPA)</b>							
<b>REVENUE FROM USE OF MONEY &amp; PROPERTY</b>							
8491002	4201 Interest	0	0	0		0	
<b>Total Rev from Use of Money &amp; Property</b>		<b>0</b>	<b>0</b>	<b>0</b>	<b>0</b>	<b>0</b>	<b>0</b>
<b>STATE AID</b>							
8491002	4366	8,795	13,411	25,598	10,000	10,000	10,000
<b>Total State Aid</b>		<b>8,795</b>	<b>13,411</b>	<b>25,598</b>	<b>10,000</b>	<b>10,000</b>	<b>10,000</b>
<b>OTHER REVENUE</b>							
8491002	4701 Other Misc Revenue	0	0	939	0	0	0
<b>Total Other Revenue</b>		<b>0</b>	<b>0</b>	<b>939</b>	<b>0</b>	<b>0</b>	<b>0</b>
<b>TOTAL DOMESTIC VIOLENCE FUND FINANCING</b>		<b>8,795</b>	<b>13,411</b>	<b>26,536</b>	<b>10,000</b>	<b>10,000</b>	<b>10,000</b>

COUNTY OF SIERRA  
STATE OF CALIFORNIA  
FISCAL YEAR 2019-20  
DETAIL OF ADDITIONAL FINANCING SOURCES BY FUND AND ACCOUNT  
GOVERNMENTAL FUNDS

DESCRIPTION (1)	(2)	2016-17 ACTUAL (3)	2017-18 ACTUAL (4)	2018-19 ACTUAL (5)	2018-19 ADOPTED (6)	2019-20 PRELIMINARY (7)	2019-20 ADOPTED (8)
<b>Fire Safe</b>							
<b>REVENUE FROM USE OF MONEY &amp; PROPERTY</b>							
8509811 4201 Interest		0	0	0		0	
<b>Total Rev from Use of Money &amp; Property</b>		<b>0</b>	<b>0</b>	<b>0</b>	<b>0</b>	<b>0</b>	<b>0</b>
<b>FEDERAL AID</b>							
8509811 4278 Rural Schools		0	25,778	49,058			0
<b>Total Federal Aid</b>		<b>0</b>	<b>25,778</b>	<b>49,058</b>	<b>0</b>	<b>0</b>	<b>0</b>
<b>OTHER REVENUE</b>							
8509811 4701 Other Misc Revenue		0	0	0			
<b>Total Other Revenue</b>		<b>0</b>	<b>0</b>	<b>0</b>	<b>0</b>	<b>0</b>	<b>0</b>
<b>TOTAL Fire Safe FUND FINANCING</b>		<b>0</b>	<b>25,778</b>	<b>49,058</b>	<b>0</b>	<b>0</b>	<b>0</b>
<b>Office of Emergency Services</b>							
<b>REVENUE FROM USE OF MONEY &amp; PROPERTY</b>							
8510000 4201 Interest		1,781	2,164	3,043			
<b>Total Rev from Use of Money &amp; Property</b>		<b>1,781</b>	<b>2,164</b>	<b>3,043</b>	<b>0</b>	<b>0</b>	<b>0</b>
<b>FEDERAL AID</b>							
8510000 4286 FEDERAL AID GRANTS		50,250	80,840	52,150	89,867	89,883	89,867
<b>Total State Aid</b>		<b>50,250</b>	<b>80,840</b>	<b>52,150</b>	<b>89,867</b>	<b>89,883</b>	<b>89,867</b>
<b>OTHER REVENUE</b>							
8510000 4701 Other Misc Revenue		0	0	0			
<b>Total Other Revenue</b>		<b>0</b>	<b>0</b>	<b>0</b>	<b>0</b>	<b>0</b>	<b>0</b>
<b>TOTAL OFFICE OF EMERGENCY SERVICES FUND FINANCING</b>		<b>52,031</b>	<b>83,004</b>	<b>55,193</b>	<b>89,867</b>	<b>89,883</b>	<b>89,867</b>

COUNTY OF SIERRA  
STATE OF CALIFORNIA  
FISCAL YEAR 2019-20  
DETAIL OF ADDITIONAL FINANCING SOURCES BY FUND AND ACCOUNT  
GOVERNMENTAL FUNDS

DESCRIPTION (1)	(2)	2016-17 ACTUAL (3)	2017-18 ACTUAL (4)	2018-19 ACTUAL (5)	2018-19 ADOPTED (6)	2019-20 PRELIMINARY (7)	2019-20 ADOPTED (8)
<b>SEARCH &amp; RESCUE</b>							
<b>REVENUE FROM USE OF MONEY &amp; PROPERTY</b>							
8520000	4201 Interest	0	0	0			
<b>Total Rev from Use of Money &amp; Property</b>		<b>0</b>	<b>0</b>	<b>0</b>	<b>0</b>	<b>0</b>	<b>0</b>
<b>State Aid</b>							
8520000	4814	989	200	0		0	
<b>Total State Aid</b>		<b>989</b>	<b>200</b>	<b>0</b>	<b>0</b>	<b>0</b>	<b>0</b>
<b>OTHER REVENUE</b>							
8520000	4401 Other Misc Revenue	0	0	0		0	
<b>Total Other Revenue</b>		<b>0</b>	<b>0</b>	<b>0</b>	<b>0</b>	<b>0</b>	<b>0</b>
<b>TOTAL SURCH &amp; RESCUE FUND FINANCING</b>		<b>989</b>	<b>200</b>	<b>0</b>	<b>0</b>	<b>0</b>	<b>0</b>
<b>Transportation Planning</b>							
<b>REVENUE FROM USE OF MONEY &amp; PROPERTY</b>							
8530000	4201 Interest	0	0	0		0	
<b>Total Rev from Use of Money &amp; Property</b>		<b>0</b>	<b>0</b>	<b>0</b>	<b>0</b>	<b>0</b>	<b>0</b>
<b>STATE AID</b>							
8530000	4355	161,812	160,091	134,413	152,500	152,500	179,500
<b>Total State Aid</b>		<b>161,812</b>	<b>160,091</b>	<b>134,413</b>	<b>152,500</b>	<b>152,500</b>	<b>179,500</b>
<b>OTHER REVENUE</b>							
8530000	4701 Other Misc Revenue	117	0	0	0	0	0
8530000	4711 Transfers	339	0	6,561			
<b>Total Other Revenue</b>		<b>456</b>	<b>0</b>	<b>6,561</b>	<b>0</b>	<b>0</b>	<b>0</b>
<b>TOTAL TRANSPORTATION PLANNING FUND FINANCING</b>		<b>162,268</b>	<b>160,091</b>	<b>140,974</b>	<b>152,500</b>	<b>152,500</b>	<b>179,500</b>
Memo: Transfers In						8,000	8,000

COUNTY OF SIERRA  
STATE OF CALIFORNIA  
FISCAL YEAR 2019-20  
DETAIL OF ADDITIONAL FINANCING SOURCES BY FUND AND ACCOUNT  
GOVERNMENTAL FUNDS

DESCRIPTION (1)	(2)	2016-17 ACTUAL (3)	2017-18 ACTUAL (4)	2018-19 ACTUAL (5)	2018-19 ADOPTED (6)	2019-20 PRELIMINARY (7)	2019-20 ADOPTED (8)
<b>State Transit</b>							
<b>REVENUE FROM USE OF MONEY &amp; PROPERTY</b>							
8540000	4201 Interest	436	683	1,480	100	100	1,500
<b>Total Rev from Use of Money &amp; Property</b>		<b>436</b>	<b>683</b>	<b>1,480</b>	<b>100</b>	<b>100</b>	<b>1,500</b>
<b>STATE AID</b>							
8540000	4355 Misc	3,059	24,223	26,338	13,000	13,000	30,000
8540000	4378	0	0	0			
<b>Total State Aid</b>		<b>3,059</b>	<b>24,223</b>	<b>26,338</b>	<b>13,000</b>	<b>13,000</b>	<b>30,000</b>
<b>OTHER REVENUE</b>							
8540000	4701 Other Misc Revenue	13,803	0	0		0	
<b>Total Other Revenue</b>		<b>13,803</b>	<b>0</b>	<b>0</b>	<b>0</b>	<b>0</b>	<b>0</b>
<b>TOTAL STATE TRANSIT FUND FINANCING</b>		<b>17,298</b>	<b>24,905</b>	<b>27,817</b>	<b>13,100</b>	<b>13,100</b>	<b>31,500</b>
						Memo: Transfers In	0
<b>Local Transportation</b>							
<b>REVENUE FROM USE OF MONEY &amp; PROPERTY</b>							
8550000	4201 Interest	(44)	(266)	(88)		6	6
<b>Total Rev from Use of Money &amp; Property</b>		<b>(44)</b>	<b>(266)</b>	<b>(88)</b>	<b>0</b>	<b>6</b>	<b>6</b>
<b>STATE AID</b>							
8550000	4008	53,276	2,824	0	50,000	50,000	
8550000	4355	0	56,272	78,924			78,924
<b>Total State Aid</b>		<b>53,276</b>	<b>59,095</b>	<b>78,924</b>	<b>50,000</b>	<b>50,000</b>	<b>78,924</b>
<b>OTHER REVENUE</b>							
8550000	4701 Other Misc Revenue	0	0	0	0	0	0
<b>Total Other Revenue</b>		<b>0</b>	<b>0</b>	<b>0</b>	<b>0</b>	<b>0</b>	<b>0</b>
<b>TOTAL LOCAL TRANSPORTATION FUND FINANCING</b>		<b>53,232</b>	<b>58,829</b>	<b>78,836</b>	<b>50,000</b>	<b>50,006</b>	<b>78,930</b>
						Memo: Transfers In	0

COUNTY OF SIERRA  
STATE OF CALIFORNIA  
FISCAL YEAR 2019-20  
DETAIL OF ADDITIONAL FINANCING SOURCES BY FUND AND ACCOUNT  
GOVERNMENTAL FUNDS

DESCRIPTION	2016-17 ACTUAL	2017-18 ACTUAL	2018-19 ACTUAL	2018-19 ADOPTED	2019-20 PRELIMINARY	2019-20 ADOPTED
(1)	(3)	(4)	(5)	(6)	(7)	(8)

**Standards and Training for Corrections**

**REVENUE FROM USE OF MONEY & PROPERTY**

8628750 4201 Interest	0	0	0			
<b>Total Rev from Use of Money &amp; Property</b>	<b>0</b>	<b>0</b>	<b>0</b>	<b>0</b>	<b>0</b>	<b>0</b>

**STATE AID**

8628750 4355 Other State Aid	0	0	0	0		0
8628750 4346 Standerds and Training	0	0	0			
<b>Total State Aid</b>	<b>0</b>	<b>0</b>	<b>0</b>	<b>0</b>	<b>0</b>	<b>0</b>

**OTHER REVENUE**

8628750 4701 Other Misc Revenue	0	0	0	0	0	0
8628750 4711 Transfers in	0	0	0			
<b>Total Other Revenue</b>	<b>0</b>	<b>0</b>	<b>0</b>	<b>0</b>	<b>0</b>	<b>0</b>

<b>TOTAL STANDARDS &amp; TRAINING FOR CORRECTIO FINANCING</b>	<b>0</b>	<b>0</b>	<b>0</b>	<b>0</b>	<b>0</b>	<b>0</b>
---	----------	----------	----------	----------	----------	----------

**Standards and Training for Probation**

**REVENUE FROM USE OF MONEY & PROPERTY**

8628760 4201 Interest	0	0	0			
<b>Total Rev from Use of Money &amp; Property</b>	<b>0</b>	<b>0</b>	<b>0</b>	<b>0</b>	<b>0</b>	<b>0</b>

**STATE AID**

8628760 4346	5,610	4,730	4,620	9,460	9,460	6,600
<b>Total State Aid</b>	<b>5,610</b>	<b>4,730</b>	<b>4,620</b>	<b>9,460</b>	<b>9,460</b>	<b>6,600</b>

**OTHER REVENUE**

8628760 4701 Other Misc Revenue	0	0	0	0	0	0
<b>Total Other Revenue</b>	<b>0</b>	<b>0</b>	<b>0</b>	<b>0</b>	<b>0</b>	<b>0</b>

<b>TOTAL STANDARDS &amp; TRAINING FOR PROBATION FINANCING</b>	<b>5,610</b>	<b>4,730</b>	<b>4,620</b>	<b>9,460</b>	<b>9,460</b>	<b>6,600</b>
---	--------------	--------------	--------------	--------------	--------------	--------------

COUNTY OF SIERRA  
STATE OF CALIFORNIA  
FISCAL YEAR 2019-20  
DETAIL OF ADDITIONAL FINANCING SOURCES BY FUND AND ACCOUNT  
GOVERNMENTAL FUNDS

DESCRIPTION		2016-17	2017-18	2018-19	2018-19	2019-20	2019-20
(1)	(2)	ACTUAL	ACTUAL	ACTUAL	ADOPTED	PRELIMINARY	ADOPTED
		(3)	(4)	(5)	(6)	(7)	(8)
<b>Criminal Justice Facilities</b>		Gov. Code 76101, Res. 1982-1, Res. 1991-343					
<b>REVENUE FROM USE OF MONEY &amp; PROPERTY</b>							
8633010	4201 Interest	0	0	0			
<b>Total Rev from Use of Money &amp; Property</b>		<b>0</b>	<b>0</b>	<b>0</b>	<b>0</b>	<b>0</b>	<b>0</b>
<b>FINES &amp; FORFEITURES</b>							
8630000	4151	24,078	18,826	29,507	20,000	20,000	20,000
<b>Total Fines &amp; Forfeitures</b>		<b>24,078</b>	<b>18,826</b>	<b>29,507</b>	<b>20,000</b>	<b>20,000</b>	<b>20,000</b>
<b>OTHER REVENUE</b>							
8630000	4701 Other Misc Revenue	0	0	0	0	0	0
<b>Total Other Revenue</b>		<b>0</b>	<b>0</b>	<b>0</b>	<b>0</b>	<b>0</b>	<b>0</b>
<b>TOTAL CRIMINAL JUSTICE FACILITIES FUND FINANCING</b>		<b>24,078</b>	<b>18,826</b>	<b>29,507</b>	<b>20,000</b>	<b>20,000</b>	<b>20,000</b>

COUNTY OF SIERRA  
STATE OF CALIFORNIA  
FISCAL YEAR 2019-20  
DETAIL OF ADDITIONAL FINANCING SOURCES BY FUND AND ACCOUNT  
GOVERNMENTAL FUNDS

DESCRIPTION (1)	(2)	2016-17 ACTUAL (3)	2017-18 ACTUAL (4)	2018-19 ACTUAL (5)	2018-19 ADOPTED (6)	2019-20 PRELIMINARY (7)	2019-20 ADOPTED (8)
<b>Tax Collection Cost</b>		R&T Code 4710, Res. 1992-363					
<b>REVENUE FROM USE OF MONEY &amp; PROPERTY</b>							
8673001 4201 Interest		0	0	0			
<b>Total Rev from Use of Money &amp; Property</b>		<b>0</b>	<b>0</b>	<b>0</b>	<b>0</b>	<b>0</b>	<b>0</b>
<b>PROPERTY TAXES</b>							
8670000 4072		1,620	1,570	1,050	1,500	1,500	1,500
8670000 4073		170	110	110	500	100	100
<b>Total Property Tax</b>		<b>1,790</b>	<b>1,680</b>	<b>1,160</b>	<b>2,000</b>	<b>1,600</b>	<b>1,600</b>
<b>OTHER REVENUE</b>							
8670000 4701 Other Misc Revenue		0	0	0	0	0	0
<b>Total Other Revenue</b>		<b>0</b>	<b>0</b>	<b>0</b>	<b>0</b>	<b>0</b>	<b>0</b>
<b>TOTAL TAX COLLECTION COST FUND FINANCING</b>		<b>1,790</b>	<b>1,680</b>	<b>1,160</b>	<b>2,000</b>	<b>1,600</b>	<b>1,600</b>
<b>Supplemental Roll Administration</b>		R&T Code 75.60, Res. 1987-035					
<b>REVENUE FROM USE OF MONEY &amp; PROPERTY</b>							
8698850 4201 Interest		0	0	0			
8698860 4201 Interest		0	0	0			
8698870 4201 Interest		0	0	0			
<b>Total Rev from Use of Money &amp; Property</b>		<b>0</b>	<b>0</b>	<b>0</b>	<b>0</b>	<b>0</b>	<b>0</b>
<b>PROPERTY TAXES</b>							
8698850 4504 Tax Roll Charge		903	911	1,012	500	800	800
8698860 4504 Tax Roll Charge		2,818	2,842	3,158	1,900	2,200	2,200
8698870 4504 Tax Roll Charge		441	445	494	200	400	400
<b>Total PROPERTY TAXES</b>		<b>4,163</b>	<b>4,198</b>	<b>4,665</b>	<b>2,600</b>	<b>3,400</b>	<b>3,400</b>
<b>OTHER REVENUE</b>							
8698850 4701 Other Misc Revenue		0	0	0	0	0	0
8698860 4701 Other Misc Revenue		0	0	0	0	0	0
8698870 4701 Other Misc Revenue		0	0	0	0	0	0
<b>Total Other Revenue</b>		<b>0</b>	<b>0</b>	<b>0</b>	<b>0</b>	<b>0</b>	<b>0</b>
<b>TOTAL SUPPLEMENTAL ROLL FUND FINANCING</b>		<b>4,163</b>	<b>4,198</b>	<b>4,665</b>	<b>2,600</b>	<b>3,400</b>	<b>3,400</b>



COUNTY OF SIERRA  
STATE OF CALIFORNIA  
FISCAL YEAR 2019-20  
DETAIL OF ADDITIONAL FINANCING SOURCES BY FUND AND ACCOUNT  
GOVERNMENTAL FUNDS

DESCRIPTION (1)	(2)	2016-17 ACTUAL (3)	2017-18 ACTUAL (4)	2018-19 ACTUAL (5)	2018-19 ADOPTED (6)	2019-20 PRELIMINARY (7)	2019-20 ADOPTED (8)
<b>Assessor's Reproduction Costs Trust</b>		R&T Code 408.3 © & 409, Res. 1992-356					
<b>REVENUE FROM USE OF MONEY &amp; PROPERTY</b>							
8760000	4201 Interest	0	0	0			
<b>Total Rev from Use of Money &amp; Property</b>		<b>0</b>	<b>0</b>	<b>0</b>	<b>0</b>	<b>0</b>	<b>0</b>
<b>CHARGES FOR SERVICES</b>							
8760000	4523	0	0	0	0	0	0
<b>Total State Aid</b>		<b>0</b>	<b>0</b>	<b>0</b>	<b>0</b>	<b>0</b>	<b>0</b>
<b>OTHER REVENUE</b>							
8760000	4701 Other Misc Revenue	32	813	1,256	0	0	0
8760000	4711	0	0	0			
<b>Total Other Revenue</b>		<b>32</b>	<b>813</b>	<b>1,256</b>	<b>0</b>	<b>0</b>	<b>0</b>
<b>TOTAL ASSESSOR'S REPROTECTION FUND FINANCING</b>		<b>32</b>	<b>813</b>	<b>1,256</b>	<b>0</b>	<b>0</b>	<b>0</b>
<b>GIS Reproduction Cost</b>		Res. 2005-016					
<b>REVENUE FROM USE OF MONEY &amp; PROPERTY</b>							
8770000	4201 Interest	0	0	0	0	0	0
<b>Total Rev from Use of Money &amp; Property</b>		<b>0</b>	<b>0</b>	<b>0</b>	<b>0</b>	<b>0</b>	<b>0</b>
<b>CHARGES FOR SERVICES</b>							
8770000	4566	0	0	0	0	0	0
<b>Total State Aid</b>		<b>0</b>	<b>0</b>	<b>0</b>	<b>0</b>	<b>0</b>	<b>0</b>
<b>OTHER REVENUE</b>							
8770000	4701 Other Misc Revenue	0	0	0		0	
<b>Total Other Revenue</b>		<b>0</b>	<b>0</b>	<b>0</b>	<b>0</b>	<b>0</b>	<b>0</b>
<b>TOTAL GIS REPRODUCTION FUND FINANCING</b>		<b>0</b>	<b>0</b>	<b>0</b>	<b>0</b>	<b>0</b>	<b>0</b>

COUNTY OF SIERRA  
STATE OF CALIFORNIA

FISCAL YEAR 2019-20

SUMMARY OF COUNTY FINANCING REQUIREMENTS BY FUNCTION & FUND

DESCRIPTION	2016-17 ACTUAL (2)	2017-18 ACTUAL (3)	2018-19 ACTUAL (4)	2018-19 ADOPTED (5)	2019-20 PRELIMINARY (6)	2019-20 ADOPTED (7)
<b>SUMMARIZATION BY FUNCTION</b>						
General	2,564,428	2,731,595	3,528,455	3,416,885	3,902,433	3,943,123
Public Protection	5,409,167	5,205,034	5,336,989	6,787,172	6,523,247	6,617,692
Public Ways & Facilities	4,313,018	3,604,497	3,441,340	5,103,052	6,940,862	6,069,770
Health & Sanitation	3,314,169	3,788,263	4,008,679	5,855,386	5,655,386	5,552,592
Public Assistance	2,453,712	2,604,266	2,755,038	3,188,668	2,988,815	2,834,489
Education	46,729	45,225	46,460	45,869	46,296	58,296
Recreation	210,964	189,149	348,294	339,383	314,325	448,843
Transfers	5,218,932	6,840,996	6,618,193	8,808,136	9,067,268	11,117,033
Debt Service	578,062	588,492	602,357	589,398	618,789	618,789
Capital Projects	0	0	0	0	0	0
<b>Total Specific Financing Uses</b>	<b>24,109,181</b>	<b>25,597,516</b>	<b>26,685,805</b>	<b>34,133,949</b>	<b>36,057,420</b>	<b>37,260,626</b>
<b>APPROPRIATION FOR CONTINGENCIES</b>						
General Fund	100,000	100,000	100,000	100,000	100,000	
Road Fund						
Solid Waste Fund	61	0	0	0	0	0
<b>Total Contingencies</b>	<b>100,061</b>	<b>100,000</b>	<b>100,000</b>	<b>100,000</b>	<b>100,000</b>	<b>0</b>
<b>Sub-total Financing Uses</b>	<b>24,209,242</b>	<b>25,697,516</b>	<b>26,785,805</b>	<b>34,233,949</b>	<b>36,157,420</b>	<b>37,260,626</b>
<b>PROVISIONS FOR RESERVES &amp; DESIGNATIONS:</b>						
Reserves:						
General Fund						
<b>Total Reserves</b>	<b>0</b>	<b>0</b>	<b>0</b>	<b>0</b>	<b>0</b>	<b>0</b>
Designations:						
General Fund -						
General Fund - Road						
General Fund - Litigation						
General Fund - EIR/Litigation						
General Fund - Court Audit						
General Fund - Health Insurance						
General Fund -Tobacco						
General Fund - Rest Stop						
General Fund - Encumbrances					0	0
Road Fund -						
Road Fund - Exchange Dollars					0	0
Road Fund -					0	0
Road Fund - Encumbrances					0	0
Social Services - Health Insurance					0	0
Social Services - Encumbrances					0	0
Social Services - Mental Health					0	0
<b>Total Designations</b>	<b>0</b>	<b>0</b>	<b>0</b>	<b>0</b>	<b>0</b>	<b>0</b>
<b>Total Reserves &amp; Designations</b>	<b>0</b>	<b>0</b>	<b>0</b>	<b>0</b>	<b>0</b>	<b>0</b>
<b>Total Financing Uses</b>	<b>24,209,242</b>	<b>25,697,516</b>	<b>26,785,805</b>	<b>34,233,949</b>	<b>36,157,420</b>	<b>37,260,626</b>

COUNTY OF SIERRA  
STATE OF CALIFORNIA

FISCAL YEAR 2019-20

SUMMARY OF USE BY BUDGET UNIT

DESCRIPTION	2016-17 ACTUAL	2017-18 ACTUAL	2018-19 ACTUAL	2018-19 ADOPTED	2019-20 PRELIMINARY	2019-20 ADOPTED
(1)	(2)	(3)	(4)	(5)	(6)	(7)

SUMMARIZATION BY FUND

General Fund 001	8,150,740	7,935,815	8,937,884	9,443,090	10,583,233	10,737,924
Parks & Recreation 708	210,964	189,149	348,294	339,383	314,325	448,843
Road Fund 031	4,011,808	3,381,026	3,254,544	4,855,566	6,144,559	5,195,523
Public Health	1,114,876	1,384,921	1,488,536	1,703,499	1,703,499	1,739,428
Behavioral Health	2,199,293	2,403,342	2,520,143	4,151,887	3,951,887	3,813,163
Social Services	2,294,736	2,496,852	2,644,412	3,095,927	2,893,536	2,739,226
Fish & Game Fund 071	2,436	2,620	0	6,059	6,059	6,059
Predator Control Fund 077	0	0	0	101	875	875
Tax type funds	14,259	16,014	21,659	44,462	30,009	30,009
Transportation Type Funds	153,940	162,699	150,275	167,486	240,115	258,060
Various minor funds	6,884	12,630	11,181	48,626	48,981	48,983
Safety Type Funds	152,250	182,961	88,326	880,329	454,287	506,712
Transfers	5,218,932	6,840,996	6,618,193	8,808,136	9,067,268	11,117,033
Debt Service	578,062	588,492	602,357	589,398	618,789	618,789
Capital Projects	0	0	0	0	0	0
<b>Total Financing Requirements</b>	<b>24,109,181</b>	<b>25,597,516</b>	<b>26,685,805</b>	<b>34,133,949</b>	<b>36,057,420</b>	<b>37,260,626</b>
	0	0	0	0	0	0

COUNTY OF SIERRA  
STATE OF CALIFORNIA

FISCAL YEAR 2019-20

COUNTY SPECIFIC FINANCING USES  
BY BUDGET UNIT BY FUNCTION AND ACTIVITY

BUDGET UNITS Grouped by Function & Activity	2016-17 ACTUAL (2)	2017-18 ACTUAL (3)	2018-19 ACTUAL (4)	2018-19 ADOPTED (5)	2019-20 PRELIMINARY (6)	2019-20 ADOPTED (7)
<b>GENERAL GOVERNMENT</b>						
Legislative & Administrative						
001-5010 Board of Supervisors	324,228	349,460	355,990	384,655	414,404	414,178
001-5030 Annual Audit	19,334	20,944	23,497	24,000	24,000	24,000 *
<b>Total Leg &amp; Admin</b>	<b>343,563</b>	<b>370,404</b>	<b>379,487</b>	<b>408,655</b>	<b>438,404</b>	<b>438,178</b>
Finance						
001-5020 Assessor	451,575	498,519	1,057,289	678,676	1,037,318	1,066,799
001-5040 Auditor	345,476	366,092	396,528	386,092	448,225	428,313
001-5050 Treasurer-Tax Collector	321,640	258,389	318,576	298,870	348,541	348,267
001-5092 Misc Rebates & Refunds	174	-94	-73	1,627	1,700	1,700 *
867 Tax Collection Cost Trust	0	1,104	4,158	9,500	5,000	5,000
869 Supplemental Roll Admin.	1,871	6,371	595	22,962	12,939	12,939
876 Assessor's Reproduction Costs	12,388	8,540	16,906	12,000	12,070	12,070
<b>Total Finance</b>	<b>1,133,123</b>	<b>1,138,920</b>	<b>1,793,979</b>	<b>1,409,727</b>	<b>1,865,793</b>	<b>1,875,087</b>
Elections						
001-5200 Elections	26,328	38,141	55,497	37,545	146,117	144,117
<b>Total Elections</b>	<b>26,328</b>	<b>38,141</b>	<b>55,497</b>	<b>37,545</b>	<b>146,117</b>	<b>144,117</b>
Property Management						
001-5280 Plant Maintenance - Downieville	263,803	245,523	230,295	254,521	254,809	251,247
<b>Total Property Management</b>	<b>263,803</b>	<b>245,523</b>	<b>230,295</b>	<b>254,521</b>	<b>254,809</b>	<b>251,247</b>
Economic Development						
001-5160 Economic Development	44,535	48,103	50,851	50,839	50,848	50,848
<b>Total Promotions</b>	<b>44,535</b>	<b>48,103</b>	<b>50,851</b>	<b>50,839</b>	<b>50,848</b>	<b>50,848</b>
Other General						
001-5060 County Counsel	229,743	333,852	226,885	415,916	328,472	328,472
001-5100 Insurance	35,229	43,990	212,109	72,665	149,478	186,970 *
001-5150 Contributions to Others	43,240	45,042	44,932	71,188	72,070	72,070
001-5260 Central Services	33,392	48,655	32,255	62,600	58,000	58,000 *
001-5261 Information Services	387,783	393,640	486,162	604,594	510,118	509,809
001-5290 County Engineer	23,966	25,468	16,003	28,635	28,324	28,324
001-5940 AB8 Equalization	-277	-142	0	0	0	0
<b>Total Other General</b>	<b>753,076</b>	<b>890,505</b>	<b>1,018,345</b>	<b>1,255,598</b>	<b>1,146,462</b>	<b>1,183,644</b>
<b>TOTAL GENERAL GOVERNMENT</b>	<b>2,564,428</b>	<b>2,731,595</b>	<b>3,528,455</b>	<b>3,416,885</b>	<b>3,902,433</b>	<b>3,943,123</b>

\* These General Fund Departments are funded from non Board-controlled funds, have set contracts or are driven by cost. i.e. Phone, Electric, Gas bills.

COUNTY OF SIERRA  
STATE OF CALIFORNIA

FISCAL YEAR 2019-20

COUNTY SPECIFIC FINANCING USES  
BY BUDGET UNIT BY FUNCTION AND ACTIVITY

BUDGET UNITS Grouped by Function & Activity	2016-17 ACTUAL (2)	2017-18 ACTUAL (3)	2018-19 ACTUAL (4)	2018-19 ADOPTED (5)	2019-20 PRELIMINARY (6)	2019-20 ADOPTED (7)
<b>PUBLIC PROTECTION</b>						
Judicial						
001-5360 Courts Enhanced Collections	90,418	89,027	92,276	98,983	99,739	99,741 *
001-5370 District Attorney	227,526	271,655	291,600	320,048	306,815	295,319
001-5380 Public Defender	83,361	114,535	96,745	104,633	126,695	126,695 *
001-5390 Law Library	-263	-6	0	0	-13	-13 *
001-5400 Grand Jury	8,454	12,953	10,789	24,874	25,706	25,706 *
001-5430 Clerk-Recorder	377,636	401,255	405,702	421,306	420,419	416,453
821-1001 Security Measures	0	0	0	0	0	0
821-1003 Micrographics Trust	2,624	3,603	2,757	14,496	14,851	14,852
821-1005 Recorder's Modernization	4,260	9,026	8,425	34,130	34,130	34,131
821-1006 VITAL STATISTICS	0	0	0	0	0	0
<b>Total Judicial</b>	<b>794,015</b>	<b>902,048</b>	<b>908,293</b>	<b>1,018,471</b>	<b>1,028,341</b>	<b>1,012,885</b>
Police Protection						
001-5450 Sheriff-Coroner	2,903,798	2,438,981	2,648,303	2,855,457	2,964,944	2,968,444
001-5460 Marine Patrol	61,677	55,344	35,157	59,894	63,704	63,704 *
001-5470 ADA Grant	33,187	0	174	0	0	0 *
001-5475 Cal-MMETT Grant	0	0	0	0	0	0 *
836-0000 1/2 Cent Sales Tax for Safety	0	0	0	0	0	0
821-1004 Peace Officers Training	0	0	0	0	0	0
826-7650 LABRITORY FEES - DRUG TESTING	547	732	595	2,000	2,000	2,000
827-7680 Automated Warrant System	0	0	0	0	0	0
827-7700 Automated Fingerprinting Identification Sys	0	0	0	0	0	0
830-0000 COPS Program County	0	0	11,835	34,000	0	0
830-7840 COPS Program City	0	0	0	20,000	0	0
8133000 D.A. & P.A. Realignment	0	0	0	0	0	0
8132000 Court Security Realignment	3,324	480	728	3,000	1,287	1,287
834 Rural Law Enforcement	0	0	0	50,000	0	0
<b>Total Police Protection</b>	<b>3,002,532</b>	<b>2,495,537</b>	<b>2,696,793</b>	<b>3,024,351</b>	<b>3,031,934</b>	<b>3,035,434</b>
Detention & Correction						
001-5480 Jail	175,091	239,924	226,599	196,700	201,177	201,175
001-5490 Probation	543,523	565,983	608,383	681,771	730,126	727,446
813 Realignment Corrections	53,014	68,268	54,462	432,667	224,582	245,883
818 DNA	65	0	0	1,650	1,650	1,650
862 Standards and Training for Corrections	5,610	4,730	5,522	5,610	14,460	11,600
<b>Total Detention &amp; Correction</b>	<b>777,302</b>	<b>878,905</b>	<b>894,966</b>	<b>1,318,398</b>	<b>1,171,994</b>	<b>1,187,755</b>
Protection Inspection						
001-5520 Building Inspection	207,898	226,906	252,355	270,465	262,377	265,282
001-5530 Ag Commissioner	41,943	47,063	48,313	47,970	56,016	56,517 *
863 Criminal Justice Facilities	50,319	22,353	8,880	72,801	20,164	54,164
<b>Total Protection Inspection</b>	<b>300,160</b>	<b>296,322</b>	<b>309,548</b>	<b>391,236</b>	<b>338,556</b>	<b>375,963</b>

\* These General Fund Departments are funded from non Board-controlled funds, have set contracts or are driven by cost. i.e. Phone, Electric, Gas bills.

COUNTY OF SIERRA  
STATE OF CALIFORNIA

FISCAL YEAR 2019-20

COUNTY SPECIFIC FINANCING USES  
BY BUDGET UNIT BY FUNCTION AND ACTIVITY

BUDGET UNITS Grouped by Function & Activity	2016-17 ACTUAL (2)	2017-18 ACTUAL (3)	2018-19 ACTUAL (4)	2018-19 ADOPTED (5)	2019-20 PRELIMINARY (6)	2019-20 ADOPTED (7)
Other Protection						
001-5550 OES	130,889	134,023	145,865	139,671	149,342	151,228 *
001-5560 Planning Dept	358,980	403,277	371,212	616,465	592,128	643,492
001-5570 LAFCO	925	1,805	1,241	6,085	6,180	6,180 *
001-5650 Animal Control	2,555	4,099	2,767	7,733	7,693	7,693 *
071-0000 Fish & Game	2,436	2,620	0	6,059	6,059	6,059
077-0000 Predator Control	0	0	0	101	875	875
850-9810 Old Title III	0	0	0	0	0	0
850-9811 New Title III	23,431	38,890	5,066	74,970	54,500	54,500
851 Office of Emergency Services	15,941	43,910	0	89,867	89,883	89,867
852 Surch & Rescue	0	87	338	0	142	142
849-1001 Domestic Violence	0	0	0	15,764	15,764	15,764
849-1002 Juvenile Justice	0	3,510	900	78,000	29,855	29,855
<b>Total Other Protection</b>	<b>535,157</b>	<b>632,222</b>	<b>527,390</b>	<b>1,034,716</b>	<b>952,421</b>	<b>1,005,655</b>
<b>TOTAL PUBLIC PROTECTION</b>	<b>5,409,167</b>	<b>5,205,034</b>	<b>5,336,989</b>	<b>6,787,172</b>	<b>6,523,247</b>	<b>6,617,692</b>
<b>PUBLIC WAYS &amp; FACILITIES</b>						
Public Ways & Facilities						
031-0000 Road Dept	2,542,320	2,886,947	3,152,378	3,851,771	5,140,764	4,191,728
031-0000 STP	1,469,489	494,079	102,166	1,003,795	1,003,795	1,003,795
001-5950 Public Works	147,269	60,772	36,522	80,000	556,187	616,187
100-1001 Capital Projects	0	0	0	0	0	0
<b>Total Public Ways</b>	<b>4,159,078</b>	<b>3,441,798</b>	<b>3,291,065</b>	<b>4,935,566</b>	<b>6,700,746</b>	<b>5,811,710</b>
Transportation Systems						
853 Transportation Planning	153,940	162,699	150,275	167,486	161,615	187,500
854 State Transit	0	0	0	0	0	0
855 Local Transportation	0	0	0	0	78,500	70,560
<b>Total Transportation Systems</b>	<b>153,940</b>	<b>162,699</b>	<b>150,275</b>	<b>167,486</b>	<b>240,115</b>	<b>258,060</b>
<b>TOTAL PUBLIC WAYS &amp; TRANSPORTATION SYSTEMS</b>	<b>4,313,018</b>	<b>3,604,497</b>	<b>3,441,340</b>	<b>5,103,052</b>	<b>6,940,862</b>	<b>6,069,770</b>
<b>HEALTH &amp; SANITATION</b>						
Health						
051-5610 Public Health	1,114,876	1,384,921	1,488,536	1,703,499	1,703,499	1,739,428
051-5670 Mental Health	2,199,293	2,403,342	2,520,143	4,151,887	3,951,887	3,813,163
815 Mental Health Realignment	0	0	0	0	0	0
817 Health Realignment	0	0	0	0	0	0
827-7670 Alcohol Program Fines	0	0	0	0	0	0
827-7690 Alcohol Education and Pr	0	0	0	0	0	0
891-5671,72,74,75,81	0	0	0	0	0	0
891-5616 LEA	0	0	0	0	0	0
891-5618 Hospital Preparedness	0	0	0	0	0	0
891-5619 California Endowment	0	0	0	0	0	0
891-5676 MHA Cap Facilities & Tech	0	0	0	0	0	0
891-5685 SAPT DIS, PRE, FLN, CL, HIV	0	0	0	0	0	0
891-5820 Substance Abuse	0	0	0	0	0	0
891-5682 DFS	0	0	0	0	0	0
891-5821 Above Ground Tanks	0	0	0	0	0	0
<b>Total Health</b>	<b>3,314,169</b>	<b>3,788,263</b>	<b>4,008,679</b>	<b>5,855,386</b>	<b>5,655,386</b>	<b>5,552,592</b>
<b>TOTAL HEALTH &amp; SANITATION</b>	<b>3,314,169</b>	<b>3,788,263</b>	<b>4,008,679</b>	<b>5,855,386</b>	<b>5,655,386</b>	<b>5,552,592</b>

COUNTY OF SIERRA  
STATE OF CALIFORNIA

FISCAL YEAR 2019-20

COUNTY SPECIFIC FINANCING USES  
BY BUDGET UNIT BY FUNCTION AND ACTIVITY

BUDGET UNITS Grouped by Function & Activity	2016-17 ACTUAL (2)	2017-18 ACTUAL (3)	2018-19 ACTUAL (4)	2018-19 ADOPTED (5)	2019-20 PRELIMINARY (6)	2019-20 ADOPTED (7)
<b>PUBLIC ASSISTANCE</b>						
001-5510 Victim-Witness	158,976	107,414	110,626	92,741	95,279	95,262 *
051-5800 Welfare Administration	2,005,870	2,249,367	2,382,972	2,507,937	2,504,344	2,492,582
051-5810 Welfare Aid	288,867	247,485	261,440	581,177	382,379	246,644
814 Realignment Human Services	0	0	0	0	0	0
816 Realignment Human Services	0	0	0	6,813	6,813	0
<b>TOTAL PUBLIC ASSISTANCE</b>	<b>2,453,712</b>	<b>2,604,266</b>	<b>2,755,038</b>	<b>3,188,668</b>	<b>2,988,815</b>	<b>2,834,489</b>
<b>EDUCATION</b>						
001-5900 County Free Library	23,462	23,352	23,400	23,400	23,672	32,672
001-5910 Farm Advisor	23,267	21,873	23,060	22,468	22,625	25,625 *
<b>TOTAL EDUCATION</b>	<b>46,729</b>	<b>45,225</b>	<b>46,460</b>	<b>45,869</b>	<b>46,296</b>	<b>58,296</b>
<b>DEBT SERVICE</b>						
Interest on Notes						
600-0000 Bond Debt	578,062	588,492	602,357	589,398	618,789	618,789
001-5930 TRAN Pool	0	0	0	0	0	0
<b>TOTAL DEBT SERVICE</b>	<b>578,062</b>	<b>588,492</b>	<b>602,357</b>	<b>589,398</b>	<b>618,789</b>	<b>618,789</b>
<b>RECREATION</b>						
208 Parks & Recreation	210,964	189,149	348,294	339,383	314,325	448,843
<b>TOTAL PARKS &amp; RECREATION</b>	<b>210,964</b>	<b>189,149</b>	<b>348,294</b>	<b>339,383</b>	<b>314,325</b>	<b>448,843</b>
<b>TOTAL SPECIFIC FINANCING USES</b>	<b>18,890,249</b>	<b>18,756,520</b>	<b>20,067,612</b>	<b>25,325,813</b>	<b>26,990,153</b>	<b>26,143,593</b>
Transfers						

\* These General Fund Departments are funded from non Board-controlled funds, have set contracts or are driven by cost. i.e. Phone, Electric, Gas bills.

COUNTY OF SIERRA  
STATE OF CALIFORNIA  
FINANCING SOURCES & USES by BUDGET UNIT by OBJECT  
FISCAL YEAR 2019-20

Budget Name  
Function  
Activity  
Fund  
Budget Unit

BOARD OF SUPERVISORS  
General  
Legal & Administrative  
0013001  
0015010

Detail by Revenue Category & Expenditure Object	2016-17 ACTUAL (2)	2017-18 ACTUAL (3)	2018-19 ACTUAL (4)	2018-19 ADOPTED (7)	2019-20 PRELIMINARY (6)	2019-20 ADOPTED (7)
<b>Salaries &amp; Employee Benefits</b>						
5000 Regular Salaries	174,696	171,909	176,348	174,445	188,622	188,622
5001 Extra Help						
5002 Overtime						
5004 Retirement	56,885	58,042	60,450	62,983	68,410	68,185
5007 Benefits	47,324	42,796	45,043	70,568	60,095	60,095
<b>Total Salaries &amp; Benefits</b>	<b>278,906</b>	<b>272,748</b>	<b>281,841</b>	<b>307,995</b>	<b>317,127</b>	<b>316,902</b>
<b>Services &amp; Supplies</b>						
5106 Insurance	1,892	6,072	2,354	4,993	26,381	26,381
5120 Communications	4,513	6,517	3,361	3,487	3,560	5,178
5240 Maintenance Equipment	0	0	0	7	0	0
5150 Memberships	5,829	6,738	8,475	4,358	5,302	7,572
5160 Office Expense	2,934	1,674	2,111	2,241	1,684	2,418
5165 Professional & Specialized	0	12,500	0	3,043	3,150	4,498
5166 A87 Costs	19,439	31,276	48,552	48,550	47,181	47,181
5174 Publications & Legal Notices	1,898	1,627	1,558	1,610	1,251	1,829
5180 Rents	0	0	0	0	0	0
5187 Special Dept Expense	906	2,380	895	3,254	3,054	1,505
5502 Transportation	7,912	7,929	6,842	5,116	5,715	715
<b>Total Services &amp; Supplies</b>	<b>45,323</b>	<b>76,712</b>	<b>74,149</b>	<b>76,659</b>	<b>97,277</b>	<b>97,277</b>
<b>Fixed Assets</b>						
6230 Equipment	0	0	0			
<b>Total Fixed Assets</b>	<b>0</b>	<b>0</b>	<b>0</b>	<b>0</b>	<b>0</b>	<b>0</b>
<b>BUDGET UNIT TOTAL</b>	<b>324,228</b>	<b>349,460</b>	<b>355,990</b>	<b>384,655</b>	<b>414,404</b>	<b>414,178</b>
Number of Personnel Budgeted	5	5	5	5	5	5

\* Memberships CSAC, RCRC, Area 4 & SEDD, Upper Feather River



COUNTY OF SIERRA  
STATE OF CALIFORNIA  
FINANCING SOURCES & USES by BUDGET UNIT by OBJECT  
FISCAL YEAR 2019-20

Budget Name  
Function  
Activity  
Fund  
Budget Unit

ASSESSOR  
General  
Finance  
General  
0015020

Detail by Revenue Category & Expenditure Object (1)	2016-17 ACTUAL (2)	2017-18 ACTUAL (3)	2018-19 ACTUAL (4)	2018-19 ADOPTED (7)	2019-20 PRELIMINARY (6)	2019-20 ADOPTED (7)
<b>Salaries &amp; Employee Benefits</b>						
5000 Regular Salaries	235,664	260,104	311,346	322,003	341,292	352,511
5001 Extra Help	0	0	0	0	0	0
5002 Overtime	0	0	0			
5004 Retirement	87,553	93,539	107,884	114,703	126,149	128,714
5007 Benefits	68,142	73,047	86,205	90,840	94,501	95,359
<b>Total Salaries &amp; Benefits</b>	<b>391,358</b>	<b>426,689</b>	<b>505,435</b>	<b>527,546</b>	<b>561,942</b>	<b>576,584</b>
<b>Services &amp; Supplies</b>						
5106 Insurance	2,265	2,246	2,219	2,219	3,493	3,493
5120 Communications	0	0	0	0	0	0
5240 Maintenance Equipment	150	173	188	154	5	316
5150 Memberships	0	0	190	0	2	117
5160 Office Expense	108	2,091	1,324	1,143	31	2,176
5165 Professional & Specialized	1,395	(50)	0	433	14	5,831
5166 A87 Costs	53,016	63,812	72,488	72,488	93,735	93,735
5174 Publications & Legal Notices	2,147	956	1,489	1,292	48	2,837
5187 Special Dept Expense	0	0	471,666	9,200	377,985	377,986 *
5502 Transportation & Travel	1,136	2,602	2,290	1,978	63	3,723
<b>Total Services &amp; Supplies</b>	<b>60,217</b>	<b>71,830</b>	<b>551,854</b>	<b>88,907</b>	<b>475,376</b>	<b>490,215</b>
<b>Fixed Assets</b>						
6228 Equipment	0	0	0	62,223		
<b>Total Fixed Assets</b>	<b>0</b>	<b>0</b>	<b>0</b>	<b>62,223</b>	<b>0</b>	<b>0</b>
<b>BUDGET UNIT TOTAL</b>	<b>451,575</b>	<b>498,519</b>	<b>1,057,289</b>	<b>678,676</b>	<b>1,037,318</b>	<b>1,066,799</b>
Number of Personnel Budgeted	4.5	4.1	4.9	4.9	4.9	4.9
* Megabyte Property Tax System						
** GIS						

COUNTY OF SIERRA  
STATE OF CALIFORNIA  
FINANCING SOURCES & USES by BUDGET UNIT by OBJECT  
FISCAL YEAR 2019-20

Budget Name  
Function  
Activity  
Fund  
Budget Unit

**ANNUAL AUDIT**  
General  
Finance  
**General**  
**0015030**

Detail by Revenue Category & Expenditure Object (1)	2016-17 ACTUAL (2)	2017-18 ACTUAL (3)	2018-19 ACTUAL (4)	2018-19 ADOPTED (7)	2019-20 PRELIMINARY (6)	2019-20 ADOPTED (7)
<b>Services &amp; Supplies</b>						
5106 Insurance						
5120 Communications						
5140 Maintenance Equipment						
5150 Memberships						
5160 Office Expense						
5165 Professional & Specialized	19,334	20,944	23,497	24,000	24,000	24,000
5166 A87 Costs						
5174 Publications & Legal Notices						
5187 Special Dept Expense						
5502 Transportation & Travel						
<b>Total Services &amp; Supplies</b>	<b>19,334</b>	<b>20,944</b>	<b>23,497</b>	<b>24,000</b>	<b>24,000</b>	<b>24,000</b>
<b>Fixed Assets</b>						
6228 Equipment						
<b>Total Fixed Assets</b>	<b>0</b>	<b>0</b>	<b>0</b>	<b>0</b>	<b>0</b>	<b>0</b>
<b>BUDGET UNIT TOTAL</b>	<b>19,334</b>	<b>20,944</b>	<b>23,497</b>	<b>24,000</b>	<b>24,000</b>	<b>24,000</b>

Number of Personnel Budgeted

COUNTY OF SIERRA  
STATE OF CALIFORNIA  
FINANCING SOURCES & USES by BUDGET UNIT by OBJECT  
FISCAL YEAR 2019-20

Budget Name  
Function  
Activity  
Fund  
Budget Unit  
**AUDITOR  
General  
Finance  
General  
0015040**

Detail by Revenue Category & Expenditure Object (1)	2016-17 ACTUAL (2)	2017-18 ACTUAL (3)	2018-19 ACTUAL (4)	2018-19 ADOPTED (7)	2019-20 PRELIMINARY (6)	2019-20 ADOPTED (7)
<b>Salaries &amp; Employee Benefits</b>						
5000 Regular Salaries	204,681	209,604	227,814	222,957	262,243	239,130
5001 Extra Help	0	0	0			
5002 Overtime	0	1,820	1,856			
5004 Retirement	66,843	70,406	80,822	77,889	90,959	84,521
5007 Benefits	54,067	67,839	67,637	67,564	77,340	75,572
<b>Total Salaries &amp; Benefits</b>	<b>325,591</b>	<b>349,668</b>	<b>378,130</b>	<b>368,409</b>	<b>430,542</b>	<b>399,223</b>
<b>Services &amp; Supplies</b>						
5106 Insurance	1,272	1,262	1,148	1,151	1,151	2,557
5120 Communications	515	875	695	20	20	20
5240 Maintenance Equipment	1,668	1,665	1,651	1,569	1,569	1,569
5150 Memberships	1,067	1,851	1,178	859	859	859
5160 Office Expense	11,666	6,740	9,121	7,300	7,300	7,300
5165 Professional & Specialized	235	0	895	388	388	388
5195 Utilities				0	0	0
				0	0	0
5174 Publications & Legal Notices	614	0	437	145	145	145
5187 Special Dept Expense	634	92	2,065	5,251	5,251	15,251
5502 Transportation & Travel	2,214	3,939	1,209	1,000	1,000	1,000
<b>Total Services &amp; Supplies</b>	<b>19,885</b>	<b>16,424</b>	<b>18,399</b>	<b>17,683</b>	<b>17,683</b>	<b>29,089</b>
<b>Fixed Assets</b>						
6230 Equipment Computer	0	0	0			
<b>Total Fixed Assets</b>	<b>0</b>	<b>0</b>	<b>0</b>	<b>0</b>	<b>0</b>	<b>0</b>
<b>BUDGET UNIT TOTAL</b>	<b>345,476</b>	<b>366,092</b>	<b>396,528</b>	<b>386,092</b>	<b>448,225</b>	<b>428,313</b>
Number of Personnel Budgeted	3.5	2.5	3	3.5	3.5	3.5

COUNTY OF SIERRA  
STATE OF CALIFORNIA  
FINANCING SOURCES & USES by BUDGET UNIT by OBJECT  
FISCAL YEAR 2019-20

Budget Name  
Function  
Activity  
Fund  
Budget Unit

TREASURER-TAX COLLECTOR  
General  
Finance  
General  
0015050

Detail by Revenue Category & Expenditure Object (1)	2016-17 ACTUAL (2)	2017-18 ACTUAL (3)	2018-19 ACTUAL (4)	2018-19 ADOPTED (7)	2019-20 PRELIMINARY (6)	2019-20 ADOPTED (7)
<b>Salaries &amp; Employee Benefits</b>						
5000 Regular Salaries	187,162	132,367	157,361	169,729	202,962	184,962
5001 Extra Help	0	4,126	4,126			18,000
5002 Overtime	0	973	973			
5004 Retirement	57,240	51,386	58,795	59,768	66,669	66,394
5007 Benefits	56,379	50,072	53,348	52,581	61,706	61,706
<b>Total Salaries &amp; Benefits</b>	<b>300,782</b>	<b>238,924</b>	<b>274,603</b>	<b>282,078</b>	<b>331,336</b>	<b>331,061</b>
5106 Insurance	912	904	1,017	1,017	1,431	1,431
5120 Communications	94	0	0	29	30	29
5240 Maintenance Equipment	1,156	1,002	975	952	955	960
5150 Memberships	465	642	552	543	514	508
5160 Office Expense	10,654	9,093	6,222	7,854	8,037	7,954
5165 Professional & Specialized	5,542	5,100	3,548	3,738	4,434	4,346
5166 A87 Costs	0	0	0			
5174 Publications & Legal Notices	418	2,085	690	809	788	978
5187 Special Dept Expense	492	0	0	153	155	151
5502 Transportation & Travel	1,125	639	1,011	1,697	862	850
<b>Total Services &amp; Supplies</b>	<b>20,858</b>	<b>19,465</b>	<b>14,015</b>	<b>16,792</b>	<b>17,206</b>	<b>17,206</b>
<b>Fixed Assets</b>						
6230 Equipment	0	0	29,958			
<b>Total Fixed Assets</b>	<b>0</b>	<b>0</b>	<b>29,958</b>	<b>0</b>	<b>0</b>	<b>0</b>
<b>BUDGET UNIT TOTAL</b>	<b>321,640</b>	<b>258,389</b>	<b>318,576</b>	<b>298,870</b>	<b>348,541</b>	<b>348,267</b>
Number of Personnel Budgeted	2	2.5	2.5	2.5	2.5	2.5

COUNTY OF SIERRA  
STATE OF CALIFORNIA  
FINANCING SOURCES & USES by BUDGET UNIT by OBJECT  
FISCAL YEAR 2019-20

Budget Name  
Function  
Activity  
Fund  
Budget Unit

COUNTY COUNSEL  
General  
Counsel  
General  
0015060

Detail by Revenue Category & Expenditure Object (1)	2016-17 ACTUAL (2)	2017-18 ACTUAL (3)	2018-19 ACTUAL (4)	2018-19 ADOPTED (7)	2019-20 PRELIMINARY (6)	2019-20 ADOPTED (7)
---	--------------------------	--------------------------	--------------------------	---------------------------	-------------------------------	---------------------------

**Salaries & Employee Benefits**

5000 Regular Salaries						
5001 Extra Help						
5002 Overtime						
5007 Benefits						*
<b>Total Salaries &amp; Benefits</b>	<b>0</b>	<b>0</b>	<b>0</b>	<b>0</b>	<b>0</b>	<b>0</b>

**Services & Supplies**

5106 Insurance	0	0	0			
5120 Communications	0	0	0			
5140 Maintenance Equipment	0	0	0			
5150 Memberships	2,217	2,771	2,799			
5160 Office Expense	0	0	0			
5165 Professional & Specialized	215,224	253,175	214,225	240,400	240,400	240,400
5166 A87 Costs	0	0	0			
5170 Outside County Counsel	12,302	77,030	9,861	175,516	88,072	88,072
5180 Rents & Leases - Building	0	0	0			
5187 Special Legal Expense	0	0	0			
5502 Transportation & Travel	0	876	0			
<b>Total Services &amp; Supplies</b>	<b>229,743</b>	<b>333,852</b>	<b>226,885</b>	<b>415,916</b>	<b>328,472</b>	<b>328,472</b>

**Fixed Assets**

6228 Equipment	0	0	0			
<b>Total Fixed Assets</b>	<b>0</b>	<b>0</b>	<b>0</b>	<b>0</b>	<b>0</b>	<b>0</b>

<b>BUDGET UNIT TOTAL</b>	<b>229,743</b>	<b>333,852</b>	<b>226,885</b>	<b>415,916</b>	<b>328,472</b>	<b>328,472</b>
--------------------------	----------------	----------------	----------------	----------------	----------------	----------------

STATE CONTROLLER  
COUNTY BUDGET ACT

BUDGET UNIT DETAIL

SCHEDULE 9

COUNTY OF SIERRA  
STATE OF CALIFORNIA

FISCAL YEAR 2019-20

Budget Name  
Function  
Activity  
Fund  
Budget Unit

PERSONNEL/RISK  
General  
Other General  
General  
0015100

Detail by Revenue Category & Expenditure Object (1)	2016-17 ACTUAL (2)	2017-18 ACTUAL (3)	2018-19 ACTUAL (4)	2018-19 ADOPTED (7)	2019-20 PRELIMINARY (6)	2019-20 ADOPTED (7)
---	--------------------------	--------------------------	--------------------------	---------------------------	-------------------------------	---------------------------

**Salaries & Employee Benefits**

5000 Regular Salaries	13,743	19,356	25,546	22,323	72,437	72,437
5001 Extra Help	0	0	0			
5002 Overtime	0	0	0			5,000
5004 Retirement	5,437	6,323	7,821	7,514	19,077	18,970
5007 Benefits	6,101	7,565	7,419	7,688	20,005	20,387
<b>Total Salaries &amp; Benefits</b>	<b>25,281</b>	<b>33,244</b>	<b>40,786</b>	<b>37,525</b>	<b>111,519</b>	<b>116,794</b>

**Services & Supplies**

5106 Insurance	115	205	162,308	203	464	464
5120 Communications	94	5,559	816	1,347	2,836	2,678
5240 Maintenance Equipment	78	78	54	37	93	87
5150 Memberships	750	1,335	148	667	1,008	945
5160 Office Expense	4,803	953	2,448	3,975	3,700	4,046
5165 Professional & Specialized	0	0	0	377	0	32,337 *
5166 A87 Costs	0	0	0			
5174 Publications & Legal Notices	0	0	(390)	0	0	(161)
5187 Special Dept Expense	1,650	613	1,781	26,389	26,389	25,897
5502 Transportation & Travel	2,458	2,003	4,159	2,145	3,470	3,882
<b>Total Services &amp; Supplies</b>	<b>9,948</b>	<b>10,746</b>	<b>171,324</b>	<b>35,140</b>	<b>37,960</b>	<b>70,176</b>

**Fixed Assets**

6228 Equipment	0	0	0			
<b>Total Fixed Assets</b>	<b>0</b>	<b>0</b>	<b>0</b>	<b>0</b>	<b>0</b>	<b>0</b>

**BUDGET UNIT TOTAL**

<b>BUDGET UNIT TOTAL</b>	<b>35,229</b>	<b>43,990</b>	<b>212,109</b>	<b>72,665</b>	<b>149,478</b>	<b>186,970</b>
--------------------------	---------------	---------------	----------------	---------------	----------------	----------------

Number of Personnel Budgeted 0.5 0.5 0.5 0.5 1 1

\* Parity Study

STATE CONTROLLER  
COUNTY BUDGET ACT

BUDGET UNIT DETAIL

SCHEDULE 9

COUNTY OF SIERRA  
STATE OF CALIFORNIA  
  
FISCAL YEAR 2019-20

Budget Name  
Function  
Activity  
Fund  
Budget Unit

CONTRIBUTIONS TO OTHERS  
General  
Other General  
**General**  
**0015150**

Detail by Revenue Category & Expenditure Object (1)	2016-17 ACTUAL (2)	2017-18 ACTUAL (3)	2018-19 ACTUAL (4)	2018-19 ADOPTED (7)	2019-20 PRELIMINARY (6)	2019-20 ADOPTED (7)
---	--------------------------	--------------------------	--------------------------	---------------------------	-------------------------------	---------------------------

Other Charges

5166 A87 Costs	(1,551)	204	891	891	1,402	1,402
5106 Insurance	876	876	797	797	1,168	1,168
6405 Northern Sierra Air Quality	1,555	1,602	1,602	2,000	2,000	2,000
6406 Northern Calif. EMS	25,360	25,360	24,641	25,500	25,500	25,500
6065 Plumas-Sierra County Fair	5,000	5,000	5,000	5,000	5,000	5,000
5187 Historic Society	8,000	8,000	8,000	8,000	8,000	8,000
5160 Long Valley Growndwater District				5,000	5,000	5,000
5160 Sierra Valley Growndwater	4,000	4,000	4,000	4,000	4,000	4,000
5155 Sierra County Ambulance			0	20,000	20,000	20,000
<b>Total Other Charges</b>	<b>43,240</b>	<b>45,042</b>	<b>44,932</b>	<b>71,188</b>	<b>72,070</b>	<b>72,070</b>

COUNTY OF SIERRA  
STATE OF CALIFORNIA  
FISCAL YEAR 2019-20

Budget Name  
Function  
Activity  
Fund  
Budget Unit

ECONOMIC DEVELOPMENT  
General  
Promotion  
General  
0015160

Detail by Revenue Category & Expenditure Object (1)	2016-17 ACTUAL (2)	2017-18 ACTUAL (3)	2018-19 ACTUAL (4)	2018-19 ADOPTED (7)	2019-20 PRELIMINARY (6)	2019-20 ADOPTED (7)
<b>Salaries &amp; Employee Benefits</b>						
5000 Regular Salaries			0	0	0	0
5001 Extra Help			0			
5002 Overtime			0			
5004 Retirement	5,214	5,291	5,420	5,408	5,546	5,546
5007 Benefits	0	0	0	0	0	0
<b>Total Salaries &amp; Benefits</b>	<b>5,214</b>	<b>5,291</b>	<b>5,420</b>	<b>5,408</b>	<b>5,546</b>	<b>5,546</b>
<b>Other Charges</b>						
5106 Insurance	101	100	96	96	0	
5150 Memberships	0	0	0			
5160 Office Expense	284	0	0			
5165 Economic Workshop	0	0	0			
5166 A87 Costs	1,015	1,428	1,385	1,385	1,352	1,352
6412 Chambers of Commerce	30,000	33,364	33,950	33,950	33,950	33,950
6413 Chambers of Commerce East	7,920	7,920	10,000	10,000	10,000	10,000
5187 Fair Exhibit Special Dept Expense	0	0	0			
<b>Total Services &amp; Supplies</b>	<b>39,320</b>	<b>42,812</b>	<b>45,431</b>	<b>45,431</b>	<b>45,302</b>	<b>45,302</b>
<b>Fixed Assets</b>						
6228 Equipment	0	0	0			
<b>Total Fixed Assets</b>	<b>0</b>	<b>0</b>	<b>0</b>	<b>0</b>	<b>0</b>	<b>0</b>
<b>BUDGET UNIT TOTAL</b>	<b>44,535</b>	<b>48,103</b>	<b>50,851</b>	<b>50,839</b>	<b>50,848</b>	<b>50,848</b>



STATE CONTROLLER  
COUNTY BUDGET ACT

BUDGET UNIT DETAIL

SCHEDULE 9

COUNTY OF SIERRA  
STATE OF CALIFORNIA

FISCAL YEAR 2019-20

Budget Name  
Function  
Activity  
Fund  
Budget Unit

ELECTIONS  
General  
Elections  
General  
0015200

Detail by Revenue Category & Expenditure Object (1)	2016-17 ACTUAL (2)	2017-18 ACTUAL (3)	2018-19 ACTUAL (4)	2018-19 ADOPTED (7)	2019-20 PRELIMINARY (6)	2019-20 ADOPTED (7)
<b>Salaries &amp; Employee Benefits</b>						
5000 Regular Salaries	0	0	0			
5001 Extra Help	0	0	0	0	0	0
5002 Overtime	0	0	0			
5004 Retirement	0	0	0	0		0
5007 Benefits	0	0	0	0	0	0
<b>Total Salaries &amp; Benefits</b>	<b>0</b>	<b>0</b>	<b>0</b>	<b>0</b>	<b>0</b>	<b>0</b>
<b>Services &amp; Supplies</b>						
5106 Insurance	0	0	0	0	0	0
5150 Memberships	195	0	45	366	366	366
5174 Publications	0	0	75	91	91	91
5166 A87 Costs	513	2,558	1,210	1,210	1,538	1,538
5160 Office Expense	8,121	378	872	7,432	1,000	1,000
5187 Special Dept Expense	6,490	17,091	21,551	16,966	17,100	17,100
5188 General Election	10,955	227	14,476	2,892	20,000	20,000
5189 Primary Election	0	17,620	2,166	8,566	20,000	20,000
5190 Special Election	0	0	14,990			
5502 Transportation & Travel	54	267	113	22	22	22
<b>Total Services &amp; Supplies</b>	<b>26,328</b>	<b>38,141</b>	<b>55,497</b>	<b>37,545</b>	<b>60,117</b>	<b>60,117</b>
<b>Fixed Assets</b>						
6230 Equipment computers		0	0		86,000	84,000 *
<b>Total Fixed Assets</b>	<b>0</b>	<b>0</b>	<b>0</b>	<b>0</b>	<b>86,000</b>	<b>84,000</b>
<b>BUDGET UNIT TOTAL</b>	<b>26,328</b>	<b>38,141</b>	<b>55,497</b>	<b>37,545</b>	<b>146,117</b>	<b>144,117</b>
* <b>New Elections System</b>						

Number of Personnel Budgeted

STATE CONTROLLER  
COUNTY BUDGET ACT

BUDGET UNIT DETAIL

SCHEDULE 9

COUNTY OF SIERRA  
STATE OF CALIFORNIA

FISCAL YEAR 2019-20

Budget Name  
Function  
Activity  
Fund  
Budget Unit

CENTRAL SERVICES  
General  
Other General  
General  
0015260

Detail by Revenue Category & Expenditure Object (1)	2016-17 ACTUAL (2)	2017-18 ACTUAL (3)	2018-19 ACTUAL (4)	2017-18 ADOPTED (7)	2019-20 PRELIMINARY (6)	2019-20 ADOPTED (7)
<b>Salaries &amp; Employee Benefits</b>						
5000 Regular Salaries						
5001 Extra Help						
5002 Overtime						
5007 Benefits						
<b>Total Salaries &amp; Benefits</b>	<b>0</b>	<b>0</b>	<b>0</b>	<b>0</b>	<b>0</b>	<b>0</b>
<b>Services &amp; Supplies</b>						
5106 Insurance	0	0	0	0	0	0
5120 Communications	7,250	9,017	8,139	12,253	15,000	15,000
5180 Rent	13,249	13,249	13,301	13,000	20,000	20,000
	0	0	0			
5160 Office Supplies	4,208	3,525	2,655	16,244	5,000	5,000
5175 Lease Copier	1,996	1,840	1,687	2,280	3,000	3,000
5195 Utilities	3,771	5,790	3,408	10,000	10,000	10,000
5165 Professional	2,917	2,709	3,066	3,044	5,000	5,000
5187 Special Dept Expense	0	0	0	5,777	0	0
<b>Total Services &amp; Supplies</b>	<b>33,392</b>	<b>36,130</b>	<b>32,255</b>	<b>62,600</b>	<b>58,000</b>	<b>58,000</b>
<b>Fixed Assets</b>						
6228 Equipment	0	12,525	0			
<b>Total Fixed Assets</b>	<b>0</b>	<b>12,525</b>	<b>0</b>		<b>0</b>	<b>0</b>
<b>BUDGET UNIT TOTAL</b>	<b>33,392</b>	<b>48,655</b>	<b>32,255</b>	<b>62,600</b>	<b>58,000</b>	<b>58,000</b>

Number of Personnel Budgeted

STATE CONTROLLER  
COUNTY BUDGET ACT

BUDGET UNIT DETAIL

SCHEDULE 9

COUNTY OF SIERRA  
STATE OF CALIFORNIA

FISCAL YEAR 2019-20

Budget Name  
Function  
Activity  
Fund  
Budget Unit

MANAGEMENT INFORMATION SYSTEM  
General  
Other General  
General  
0015261

FINANCING USES CLASSIFICATION (1)	2016-17 ACTUAL (2)	2017-18 ACTUAL (3)	2018-19 ACTUAL (4)	2018-19 ADOPTED (7)	2019-20 PRELIMINARY (6)	2019-20 ADOPTED (7)
<b>Salaries &amp; Employee Benefits</b>						
5000 Regular Salaries	138,660	148,926	151,740	149,501	208,256	208,256
5001 Extra Help	0	0	0	0	0	0
5002 Overtime	0	0	1,235	0	0	0
5004 Retirement	33,333	38,628	47,334	45,326	64,906	64,597
5007 Benefits	51,556	44,258	36,489	40,525	44,858	44,858
<b>Total Salaries &amp; Benefits</b>	<b>223,548</b>	<b>231,812</b>	<b>236,799</b>	<b>235,352</b>	<b>318,020</b>	<b>317,711</b>
<b>Services &amp; Supplies</b>						
5106 Insurance	830	823	829	829	1,402	1,402
5120 Communications	37,105	21,604	20,606	13,523	20,000	20,000
5248 Maintenance Equipment Computer	98,069	95,755	65,907	107,337	108,000	108,000 **
5160 Office Expense	5,367	2,763	32,122	12,217	12,217	12,217
5165 Professional & Specialized	127	4,735	33,800	19,739	19,739	19,739
5166 A87 Costs	0	0	0	0	0	0
5174 Publications & Legal Notices	0	0	0	262	262	262
5176 New Prop Tax Sys	0	0	(270)	188,857	0	0
5187 Special Dept Expense	0	0	2,042	2,000	2,000	2,000
5502 Transportation & Travel	0	8,909	3,751	5,478	5,478	5,478
<b>Total Services &amp; Supplies</b>	<b>141,498</b>	<b>134,589</b>	<b>158,787</b>	<b>350,242</b>	<b>169,098</b>	<b>169,098</b>
<b>Fixed Assets</b>						
6228 Equipment	22,737	27,239	90,577	19,000	23,000	23,000 *
<b>Total Fixed Assets</b>	<b>22,737</b>	<b>27,239</b>	<b>90,577</b>	<b>19,000</b>	<b>23,000</b>	<b>23,000</b>
<b>BUDGET UNIT TOTAL</b>	<b>387,783</b>	<b>393,640</b>	<b>486,162</b>	<b>604,594</b>	<b>510,118</b>	<b>509,809</b>

\* Ongoing purchase of the Phone System

Number of Personnel Budgeted 1.3 1.4 2.4 2.0 2.0 2.0

\*\* Annual Services:

COUNTY OF SIERRA  
STATE OF CALIFORNIA

FISCAL YEAR 2019-20

Budget Name  
Function  
Activity  
Fund  
Budget Unit

PLANT MAINTENANCE  
General  
Property Management  
General  
0015280

FINANCING USES CLASSIFICATION (1)	2016-17 ACTUAL (2)	2017-18 ACTUAL (3)	2018-19 ACTUAL (4)	2018-19 ADOPTED (7)	2019-20 PRELIMINARY (6)	2019-20 ADOPTED (7)
<b>Salaries &amp; Employee Benefits</b>						
5000 Regular Salaries	67,649	73,581	77,590	85,542	94,787	89,286
5001 Extra Help	1,770	12	0	0	0	0
5002 Overtime	0	0	0			4,027
5004 Retirement	25,186	27,330	30,478	31,111	35,026	34,470
5007 Benefits	48,414	32,139	31,811	31,164	29,428	29,316
<b>Total Salaries &amp; Benefits</b>	<b>143,018</b>	<b>133,063</b>	<b>139,879</b>	<b>147,816</b>	<b>159,241</b>	<b>157,099</b>
<b>Services &amp; Supplies</b>						
5106 Insurance	33,460	34,195	17,802	17,802	1,323	1,323
5120 Communications	0	0	0	0	0	0
5130 Household Supplies	5,078	2,897	5,047	4,211	4,816	4,734
5240 Maintenance	0	98	298	58	154	144
5155 Miscellaneous	1,303	1,305	1,008	1,915	1,315	1,314
5165 Professional & Specialized	1,734	1,574	2,868	1,662	2,380	2,245
5238 Utilities LP Gas	13,928	16,025	16,591	13,587	18,110	16,919
5187 Building Repair	2,580	2,181	2,719	2,470	2,470	2,470
5168 Special Dept Expense	8,565	6,236	6,588	5,000	5,000	5,000
5502 Transportation & Travel	0	0	0	0	0	0
5195 Utilities Electricisty	54,136	47,948	37,496	60,000	60,000	60,000
<b>Total Services &amp; Supplies</b>	<b>120,785</b>	<b>112,459</b>	<b>90,417</b>	<b>106,705</b>	<b>95,568</b>	<b>94,148</b>
<b>Fixed Assets</b>						
6228 Equipment	0	0	0			
<b>Total Fixed Assets</b>	<b>0</b>	<b>0</b>	<b>0</b>	<b>0</b>	<b>0</b>	<b>0</b>
<b>BUDGET UNIT TOTAL</b>	<b>263,803</b>	<b>245,523</b>	<b>230,295</b>	<b>254,521</b>	<b>254,809</b>	<b>251,247</b>
Number of Personnel Budgeted	1.5	1.5	1.3	1.8	1.8	1.8

COUNTY OF SIERRA  
STATE OF CALIFORNIA

FISCAL YEAR 2019-20

Budget Name  
Function  
Activity  
Fund  
Budget Unit

COUNTY ENGINEER  
General  
Engineer/Surveyor  
General  
0015290

FINANCING USES CLASSIFICATION (1)	2016-17 ACTUAL (2)	2017-18 ACTUAL (3)	2018-19 ACTUAL (4)	2018-19 ADOPTED (7)	2019-20 PRELIMINARY (6)	2019-20 ADOPTED (7)
<b>Salaries &amp; Employee Benefits</b>						
5000 Regular Salaries						
5001 Extra Help						
5002 Overtime						
5007 Benefits						
<b>Total Salaries &amp; Benefits</b>	<b>0</b>	<b>0</b>	<b>0</b>	<b>0</b>	<b>0</b>	<b>0</b>
<b>Services &amp; Supplies</b>						
5106 Insurance	0	0	0			
5120 Communications	0	0	0			
5140 Maintenance Equipment	0	0	0			
5150 Memberships	0	0	0			
5160 Office Expense	1,102	0	0	500	500	500
5165 Professional & Specialized	21,065	22,454	12,900	25,000	25,000	25,000
5166 A87 Costs	327	1,750	1,135	1,135	824	824
5168 Admin from DPW	1,473	1,265	1,968	500	500	500
5187 Special Dept Expense	0	0	0	1,500	1,500	1,500
5502 Transportation & Travel	0	0	0			
<b>Total Services &amp; Supplies</b>	<b>23,966</b>	<b>25,468</b>	<b>16,003</b>	<b>28,635</b>	<b>28,324</b>	<b>28,324</b>
<b>Fixed Assets</b>						
6228 Equipment	0	0	0			
<b>Total Fixed Assets</b>	<b>0</b>	<b>0</b>	<b>0</b>	<b>0</b>	<b>0</b>	<b>0</b>
<b>BUDGET UNIT TOTAL</b>	<b>23,966</b>	<b>25,468</b>	<b>16,003</b>	<b>28,635</b>	<b>28,324</b>	<b>28,324</b>

Number of Personnel Budgeted

STATE CONTROLLER  
COUNTY BUDGET ACT

BUDGET UNIT DETAIL

SCHEDULE 9

COUNTY OF SIERRA  
STATE OF CALIFORNIA

FISCAL YEAR 2019-20

Budget Name  
Function  
Activity  
Fund  
Budget Unit

COURTS  
General  
Judicial  
General  
0015360

FINANCING USES CLASSIFICATION (1)	2016-17 ACTUAL (2)	2017-18 ACTUAL (3)	2018-19 ACTUAL (4)	2018-19 ADOPTED (7)	2019-20 PRELIMINARY (6)	2019-20 ADOPTED (7)
<b>Salaries &amp; Employee Benefits</b>						
5000 Regular Salaries						
5001 Extra Help						
5002 Overtime						
5004 Retirement	1,304	1,323	1,355	1,352	1,386	1,386
5007 Benefits	0	0	0			
<b>Total Salaries &amp; Benefits</b>	<b>1,304</b>	<b>1,323</b>	<b>1,355</b>	<b>1,352</b>	<b>1,386</b>	<b>1,386</b>
<b>Services &amp; Supplies</b>						
5106 Insurance	0	0	0			
5120 Communications	38	0	0			
5140 Maintenance Equipment	0	0	0			
5150 Memberships	0	0	0			
5165 Court Collections Services	15,000	15,000	15,000	14,999	14,998	15,000
5166 A87 Costs	2,119	1,641	1,632	1,632	2,355	2,355
Sexually Violent Predator	0	0	0	5,000	5,000	5,000
5187 Special Dept Expense MURDER						
5187 Special Dept Expense STATE	71,958	71,063	74,289	76,000	76,000	76,000
<b>Total Services &amp; Supplies</b>	<b>89,114</b>	<b>87,704</b>	<b>90,921</b>	<b>97,631</b>	<b>98,353</b>	<b>98,355</b>
<b>Fixed Assets</b>						
6228 Equipment	0					
<b>Total Fixed Assets</b>	<b>0</b>	<b>0</b>	<b>0</b>	<b>0</b>	<b>0</b>	<b>0</b>
<b>BUDGET UNIT TOTAL</b>	<b>90,418</b>	<b>89,027</b>	<b>92,276</b>	<b>98,983</b>	<b>99,739</b>	<b>99,741</b>

Number of Personnel Budgeted

As of January 1, 1998 the Courts are independent of the County pursuant to AB233.  
As of July 2000 the Court and the County entered into a contract where the County pays a flat fee.

STATE CONTROLLER  
COUNTY BUDGET ACT

BUDGET UNIT DETAIL

SCHEDULE 9

COUNTY OF SIERRA  
STATE OF CALIFORNIA

FISCAL YEAR 2019-20

Budget Name  
Function  
Activity  
Fund  
Budget Unit

DISTRICT ATTORNEY  
General  
Judicial  
General  
0015370

\*

FINANCING USES CLASSIFICATION (1)	2016-17 ACTUAL (2)	2017-18 ACTUAL (3)	2018-19 ACTUAL (4)	2018-19 ADOPTED (7)	2019-20 PRELIMINARY (6)	2019-20 ADOPTED (7)
<b>Salaries &amp; Employee Benefits</b>						
5000 Regular Salaries	129,424	140,804	150,725	158,111	160,422	160,422
5001 Extra Help	0	0	0	0	0	0
5002 Overtime	0	0	0	0	0	0
5004 Retirement	41,718	47,180	49,222	52,987	48,603	48,366
5007 Benefits	23,114	24,341	27,257	31,724	32,164	32,164
<b>Total Salaries &amp; Benefits</b>	<b>194,256</b>	<b>212,326</b>	<b>227,204</b>	<b>242,821</b>	<b>241,189</b>	<b>240,951</b>
<b>Services &amp; Supplies</b>						
5106 Insurance	1,441	19,915	18,237	18,237	1,105	1,105
5120 Communications	1,300	1,491	1,063	1,111	872	844
5240 Maintenance Equipment	2,469	3,489	1,515	2,713	1,681	1,636
5150 Memberships	2,278	2,618	3,544	1,860	1,744	1,848
5160 Office Expense	1,045	1,978	1,960	1,267	1,125	1,091
5165 Professional & Specialized	56	325	94	16,439	16,439	10,000
5166 A87 Costs	17,706	23,823	27,731	26,248	31,890	31,890
5174 Publications & Legal Notices	0	0	0	0	0	0
5180 Rents & Leases - Building	0	1,200	0	6,000	6,000	1,200
5187 Special Dept Expense	2,740	3,351	865	1,500	1,610	1,523
5502 Transportation & Travel	4,234	1,138	9,387	1,851	3,160	3,231
<b>Total Services &amp; Supplies</b>	<b>33,269</b>	<b>59,329</b>	<b>64,396</b>	<b>77,227</b>	<b>65,625</b>	<b>54,368</b>
<b>Fixed Assets</b>						
6228 Equipment	0	0	0	0	0	0
<b>Total Fixed Assets</b>	<b>0</b>	<b>0</b>	<b>0</b>	<b>0</b>	<b>0</b>	<b>0</b>
<b>BUDGET UNIT TOTAL</b>	<b>227,526</b>	<b>271,655</b>	<b>291,600</b>	<b>320,048</b>	<b>306,815</b>	<b>295,319</b>
Number of Personnel Budgeted	1.6	1.4	1.4	1.4	1.4	1.4

STATE CONTROLLER  
COUNTY BUDGET ACT

BUDGET UNIT DETAIL

SCHEDULE 9

COUNTY OF SIERRA  
STATE OF CALIFORNIA

FISCAL YEAR 2019-20

Budget Name  
Function  
Activity  
Fund  
Budget Unit

**PUBLIC DEFENDER**  
General  
Judicial  
**General**  
**0015380**

FINANCING USES CLASSIFICATION (1)	2016-17 ACTUAL (2)	2017-18 ACTUAL (3)	2018-19 ACTUAL (4)	2018-19 ADOPTED (7)	2019-20 PRELIMINARY (6)	2019-20 ADOPTED (7)
<b>Salaries &amp; Employee Benefits</b>						
5000 Regular Salaries						
5001 Extra Help						
5002 Overtime						
5002 Overtime	0	0	0	0		0
5007 Benefits						
<b>Total Salaries &amp; Benefits</b>	<b>0</b>	<b>0</b>	<b>0</b>	<b>0</b>	<b>0</b>	<b>0</b>
<b>Services &amp; Supplies</b>						
5106 Insurance	0	0	0			
5120 Communications	0	0	0			
5140 Maintenance Equipment	0	0	0			
5150 Memberships	0	0	0			
5160 Office Expense	0	0	0			
5166 A87 Costs	1,279	2,056	1,833	1,833	3,895	3,895
5187 Special Dept Expense Murder	0	0	0			
5502 Transportation & Travel	0	0	0			
6051 Prof & Specialized Contract	71,004	72,112	58,774	76,800	76,800	76,800
6052 Prof & Specialized Criminal	11,078	40,367	36,138	26,000	46,000	46,000
<b>Total Services &amp; Supplies</b>	<b>83,361</b>	<b>114,535</b>	<b>96,745</b>	<b>104,633</b>	<b>126,695</b>	<b>126,695</b>
<b>Fixed Assets</b>						
6228 Equipment						
<b>Total Fixed Assets</b>	<b>0</b>	<b>0</b>	<b>0</b>	<b>0</b>	<b>0</b>	<b>0</b>
<b>BUDGET UNIT TOTAL</b>	<b>83,361</b>	<b>114,535</b>	<b>96,745</b>	<b>104,633</b>	<b>126,695</b>	<b>126,695</b>

Number of Personnel Budgeted



STATE CONTROLLER  
COUNTY BUDGET ACT

BUDGET UNIT DETAIL

SCHEDULE 9

COUNTY OF SIERRA  
STATE OF CALIFORNIA

FISCAL YEAR 2019-20

Budget Name  
Function  
Activity  
Fund  
Budget Unit

LAW LIBRARY  
General  
Judicial  
General  
0015390

FINANCING USES CLASSIFICATION (1)	2016-17 ACTUAL (2)	2017-18 ACTUAL (3)	2018-19 ACTUAL (4)	2018-19 ADOPTED (7)	2019-20 PRELIMINARY (6)	2019-20 ADOPTED (7)
<b>Salaries &amp; Employee Benefits</b>						
5000 Regular Salaries						
5001 Extra Help						
5002 Overtime						
5007 Benefits						
<b>Total Salaries &amp; Benefits</b>	<b>0</b>	<b>0</b>	<b>0</b>	<b>0</b>	<b>0</b>	<b>0</b>
<b>Services &amp; Supplies</b>						
5106 Insurance						
5120 Communications						
5140 Maintenance Equipment						
5150 Memberships						
5160 Office Expense						
5165 Professional & Specialized						
5166 A87 Costs	(263)	(6)	0	0	(13)	(13)
5174 Publications & Legal Notices						
5187 Special Dept Expense	0	0	0			
5502 Transportation & Travel						
<b>Total Services &amp; Supplies</b>	<b>(263)</b>	<b>(6)</b>	<b>0</b>	<b>0</b>	<b>(13)</b>	<b>(13)</b>
<b>Fixed Assets</b>						
6228 Equipment						
<b>Total Fixed Assets</b>	<b>0</b>	<b>0</b>	<b>0</b>	<b>0</b>	<b>0</b>	<b>0</b>
<b>BUDGET UNIT TOTAL</b>	<b>(263)</b>	<b>(6)</b>	<b>0</b>	<b>0</b>	<b>(13)</b>	<b>(13)</b>

Number of Personnel Budgeted

STATE CONTROLLER  
COUNTY BUDGET ACT

BUDGET UNIT DETAIL

SCHEDULE 9

COUNTY OF SIERRA  
STATE OF CALIFORNIA

FISCAL YEAR 2019-20

Budget Name  
Function  
Activity  
Fund  
Budget Unit

GRAND JURY  
General  
Judicial  
General  
0015400

FINANCING USES CLASSIFICATION (1)	2016-17 ACTUAL (2)	2017-18 ACTUAL (3)	2018-19 ACTUAL (4)	2018-19 ADOPTED (7)	2019-20 PRELIMINARY (6)	2019-20 ADOPTED (7)
<b>Salaries &amp; Employee Benefits</b>						
5000 Regular Salaries						
5001 Extra Help						
5002 Overtime						
5007 Benefits						
<b>Total Salaries &amp; Benefits</b>	<b>0</b>	<b>0</b>	<b>0</b>	<b>0</b>	<b>0</b>	<b>0</b>
<b>Services &amp; Supplies</b>						
5106 Insurance						
5120 Communications						
5140 Maintenance Equipment						
5150 Memberships						
5160 Office Expense						
5165 Professional & Specialized						
5166 A87 Costs	2,434	2,650	(126)	(126)	706	706
5174 Publications & Legal Notices						
5187 Special Dept Expense						
5136 Transportation & Travel	6,020	10,303	10,915	25,000	25,000	25,000
<b>Total Services &amp; Supplies</b>	<b>8,454</b>	<b>12,953</b>	<b>10,789</b>	<b>24,874</b>	<b>25,706</b>	<b>25,706</b>
<b>Fixed Assets</b>						
6228 Equipment	0					
<b>Total Fixed Assets</b>	<b>0</b>	<b>0</b>	<b>0</b>	<b>0</b>	<b>0</b>	<b>0</b>
<b>BUDGET UNIT TOTAL</b>	<b>8,454</b>	<b>12,953</b>	<b>10,789</b>	<b>24,874</b>	<b>25,706</b>	<b>25,706</b>

Number of Personnel Budgeted

COUNTY OF SIERRA  
STATE OF CALIFORNIA  
FISCAL YEAR 2019-20

Budget Name  
Function  
Activity  
Fund  
Budget Unit

CLERK-RECORDER  
General  
Judicial/Other  
General  
0015430

FINANCING USES CLASSIFICATION (1)	2016-17 ACTUAL (2)	2017-18 ACTUAL (3)	2018-19 ACTUAL (4)	2018-19 ADOPTED (7)	2019-20 PRELIMINARY (6)	2019-20 ADOPTED (7)
<b>Salaries &amp; Employee Benefits</b>						
5000 Regular Salaries	203,107	214,057	205,776	218,610	217,659	214,858
5001 Extra Help	0	0	0	0	0	0
5002 Overtime	202	0	696			0
5004 Retirement	62,627	68,059	74,537	74,485	76,246	75,297
5007 Benefits	55,043	56,685	54,369	59,101	59,606	59,392
<b>Total Salaries &amp; Benefits</b>	<b>320,978</b>	<b>338,801</b>	<b>335,379</b>	<b>352,197</b>	<b>353,512</b>	<b>349,547</b>
<b>Services &amp; Supplies</b>						
5106 Insurance	1,660	1,647	1,629	1,629	2,223	2,223
5120 Communications	0	54	387	17	136	135
5140 Maintenance Equipment	0	0	696	0	219	213
5150 Memberships	1,175	325	950	687	770	750
5160 Office Expense	4,004	4,436	3,243	4,048	3,617	3,578
5165 Professional & Specialized	0	0	0	0	0	0
5166 A87 Costs	48,871	54,556	61,481	61,481	58,684	58,684
5174 Publications & Legal Notices	0	0	104	0	33	32
5187 Special Dept Expense	196	680	1,059	535	561	593
5502 Transportation & Travel	752	756	775	712	664	699
<b>Total Services &amp; Supplies</b>	<b>56,659</b>	<b>62,454</b>	<b>70,323</b>	<b>69,110</b>	<b>66,906</b>	<b>66,906</b>
<b>Fixed Assets</b>						
6228 Equipment	0	0	0			
<b>Total Fixed Assets</b>	<b>0</b>	<b>0</b>	<b>0</b>	<b>0</b>	<b>0</b>	<b>0</b>
<b>BUDGET UNIT TOTAL</b>	<b>377,636</b>	<b>401,255</b>	<b>405,702</b>	<b>421,306</b>	<b>420,419</b>	<b>416,453</b>
Number of Personnel Budgeted	3.0	3.0	3.0	3.0	3.0	3.0

COUNTY OF SIERRA  
STATE OF CALIFORNIA

FISCAL YEAR 2019-20

Budget Name  
Function  
Activity  
Fund  
Budget Unit

SHERIFF-CORONER  
Public Protection  
Police Protection  
General  
0015450

FINANCING USES CLASSIFICATION	2016-17 ACTUAL	2017-18 ACTUAL	2018-19 ACTUAL	2018-19 ADOPTED	2019-20 PRELIMINARY	2019-20 ADOPTED
(1)	(2)	(3)	(4)	(7)	(6)	(7)
<b>Salaries &amp; Employee Benefits</b>						
5000 Regular Salaries	1,032,300	844,363	887,780	1,129,018	1,164,335	1,164,335
5001 Extra Help	5,462	7,123	4,567	50,000	50,000	50,000
5002 Overtime	94,571	136,780	250,801	86,194	86,194	86,194
5003 Uniform Allowance	10,883	8,889	7,987	11,900	11,200	11,200
5004 Retirement	417,624	337,827	370,390	410,024	463,024	462,525
5007 Benefits	497,683	520,824	526,114	581,584	628,578	628,578
<b>Total Salaries &amp; Benefits</b>	<b>2,058,522</b>	<b>1,855,807</b>	<b>2,047,639</b>	<b>2,268,720</b>	<b>2,403,331</b>	<b>2,402,831</b>
<b>Services &amp; Supplies</b>						
5101 Medical, Dental & Lab Sup	0	0	0	0	0	0
5106 Insurance	224,815	34,381	54,511	54,511	81,312	81,312
5120 Communications	32,994	37,441	21,602	15,000	15,000	15,000
5239 Maintenance Fuel & Oil	46,280	42,083	58,095	80,000	80,000	80,000
5240 Maintenance Equipment	2,999	2,456	3,052	3,500	3,500	3,500
5241 Maintenance Vehicles	28,049	16,537	62,036	22,000	22,000	22,000
5242 Maintenance Communications Equi	5,797	4,780	12,863	25,000	25,000	25,000
5150 Memberships	2,022	2,022	2,012	1,500	1,500	1,500
5160 Office Expense	12,516	14,914	8,156	9,305	9,305	9,305
5165 Professional & Specialized	49,899	73,182	64,543	38,668	38,668	42,668
5166 A87 Costs	288,585	304,646	277,054	277,054	225,128	225,128
5174 Publications & Legal Notices	1,431	254	170	600	600	600
5170 Outside County Council	0	0	0	0	0	0
5175 Rent Equipment	1,870	1,639	(231)	600	600	600
5187 Special Dept Expense	12,177	6,168	10,712	22,000	22,000	22,000
5502 Transportation & Travel	25,504	10,305	19,643	30,000	30,000	30,000
5195 Utilities	6,609	6,362	6,447	7,000	7,000	7,000
<b>Total Services &amp; Supplies</b>	<b>741,546</b>	<b>557,169</b>	<b>600,665</b>	<b>586,737</b>	<b>561,613</b>	<b>565,613</b>
<b>Other Charges</b>						
6001 Range Program	0	0	0			
6002 Search & Rescue	0	0	0			
7724 Other	0	0	0			
<b>Total Other Charges</b>	<b>0</b>	<b>0</b>	<b>0</b>	<b>0</b>	<b>0</b>	<b>0</b>
<b>Fixed Assets</b>						
6228 Equipment	0	0	0			
6229 Vehicles	103,729	26,005	0			
<b>Total Fixed Assets</b>	<b>103,729</b>	<b>26,005</b>	<b>0</b>	<b>0</b>	<b>0</b>	<b>0</b>
<b>BUDGET UNIT TOTAL</b>	<b>2,903,798</b>	<b>2,438,981</b>	<b>2,648,303</b>	<b>2,855,457</b>	<b>2,964,944</b>	<b>2,968,444</b>
Number of Personnel Budgeted	17.0	16.0	17.0	17.0	17.0	17.0
* Motorola/Spillman \$19k, \$4K Cloud Server						

COUNTY OF SIERRA  
STATE OF CALIFORNIA  
FISCAL YEAR 2019-20

Budget Name  
Function  
Activity  
Fund  
Budget Unit  
**MARINE PATROL**  
Public Protection  
Police Protection  
**General**  
**0015460**

FINANCING USES CLASSIFICATION (1)	2016-17 ACTUAL (2)	2017-18 ACTUAL (3)	2018-19 ACTUAL (4)	2018-19 ADOPTED (7)	2019-20 PRELIMINARY (6)	2019-20 ADOPTED (7)
<b>Salaries &amp; Employee Benefits</b>						
5000 Regular Salaries	451	2,138	288	16,055	17,619	17,619
5001 Extra Help	0	0	0	12,030	12,030	12,030
5002 Overtime	13,548	33,131	18,937	475	475	475
5003 Uniform Allowance	0	0	6	466	466	466
5004 Retirement	3,720	2,611	3,202	5,880	6,590	6,590
5007 Benefits	3,236	6,904	3,448	6,510	6,659	6,659
<b>Total Salaries &amp; Benefits</b>	<b>20,954</b>	<b>44,784</b>	<b>25,881</b>	<b>41,417</b>	<b>43,839</b>	<b>43,839</b>
<b>Services &amp; Supplies</b>						
5106 Insurance	321	341	310	310	331	331
5120 Communications	11,053	0	0	6,003	5,042	5,042
5139 Maintenance Fuel & Oil	0	0	0	0	0	0
5240 Maintenance Equipment	223	4,430	3,947	3,173	3,922	3,922
5160 Office Expense	0	0	0	0	0	0
5165 Professional & Specialized	0	0	1,063	0	485	485
5166 A87 Costs	140	(192)	1,869	1,869	3,236	3,236
5180 Rent	2,970	4,650	1,150	4,138	4,000	4,000
5187 Special Dept Expense	3,976	1,332	937	2,984	2,849	2,849
5502 Transportation & Travel	0	0	0	0	0	0
<b>Total Services &amp; Supplies</b>	<b>18,684</b>	<b>10,560</b>	<b>9,276</b>	<b>18,477</b>	<b>19,865</b>	<b>19,865</b>
<b>Fixed Assets</b>						
6229 Vehicle	22,039	0	0	0	0	0
<b>Total Fixed Assets</b>	<b>22,039</b>	<b>0</b>	<b>0</b>	<b>0</b>	<b>0</b>	<b>0</b>
<b>BUDGET UNIT TOTAL</b>	<b>61,677</b>	<b>55,344</b>	<b>35,157</b>	<b>59,894</b>	<b>63,704</b>	<b>63,704</b>
Number of Personnel Budgeted	0.3	0.3	0.3	0.3	0.3	0.3

STATE CONTROLLER  
COUNTY BUDGET ACT

BUDGET UNIT DETAIL

SCHEDULE 9

COUNTY OF SIERRA  
STATE OF CALIFORNIA  
FISCAL YEAR 2019-20

Budget Name ADA DRUG GRANT - OCJP  
Function Public Protection  
Activity Police Protection  
Fund General  
Budget Unit 0015470  
0015465

FINANCING USES CLASSIFICATION (1)	2016-17 ACTUAL (2)	2017-18 ACTUAL (3)	2018-19 ACTUAL (4)	2017-18 ADOPTED (7)	2019-20 PRELIMINARY (6)	2019-20 ADOPTED (7)
<b>Salaries &amp; Employee Benefits</b>						
5000 Regular Salaries	0	0	0			
5001 Extra Help	0	0	0			
5002 Overtime	0	0	0			
5003 Uniform Allowance	0	0	0			
5004 Retirement	13,473	0	0			0
5007 Benefits	1,431	0	0			0
<b>Total Salaries &amp; Benefits</b>	<b>14,904</b>	<b>0</b>	<b>0</b>	<b>0</b>	<b>0</b>	<b>0</b>
<b>Services &amp; Supplies</b>						
5106 Insurance	342	0	0			
5120 Communications	3,287	0	0			
5140 Maintenance Equipment	0	0	0			
5239 Maintenance Vehicles	0	0	0			
5155 Miscellaneous	2,640	0	0			
5160 Office Expense	0	0	0			
5165 Professional & Specialized	680	0	0			
5166 A87 Costs	1,239	0	174			
5187 Special Dept Expense	10,095	0	0			
5502 Transportation & Travel	0	0	0		0	
<b>Total Services &amp; Supplies</b>	<b>18,283</b>	<b>0</b>	<b>174</b>	<b>0</b>	<b>0</b>	<b>0</b>
<b>Fixed Assets</b>						
6228 Equipment	0	0	0			
<b>Total Fixed Assets</b>	<b>0</b>	<b>0</b>	<b>0</b>			
<b>BUDGET UNIT TOTAL</b>	<b>33,187</b>	<b>0</b>	<b>174</b>	<b>0</b>	<b>0</b>	<b>0</b>
Number of Personnel Budgeted	1.00	1.00	0.80	0.00	0.00	0.00

STATE CONTROLLER  
COUNTY BUDGET ACT

BUDGET UNIT DETAIL

SCHEDULE 9

COUNTY OF SIERRA  
STATE OF CALIFORNIA  
FISCAL YEAR 2019-20

Budget Name  
Function  
Activity  
Fund  
Budget Unit  
**CAL-GRANT - OCJP DRUGS**  
Public Protection  
Police Protection  
**General**  
**0015475**

FINANCING USES CLASSIFICATION (1)	2016-17 ACTUAL (2)	2017-18 ACTUAL (3)	2018-19 ACTUAL (4)	2017-18 ADOPTED (7)	2019-20 PRELIMINARY (6)	2019-20 ADOPTED (7)
<b>Salaries &amp; Employee Benefits</b>						
5000 Regular Salaries	0	0	0			
5001 Extra Help	0	0	0			
5002 Overtime	0	0	0			
5003 Uniform Allowance	0	0	0			
5007 Benefits	0	0	0			
<b>Total Salaries &amp; Benefits</b>	<b>0</b>	<b>0</b>	<b>0</b>	<b>0</b>	<b>0</b>	<b>0</b>
<b>Services &amp; Supplies</b>						
5106 Insurance	0	0	0			
5120 Communications	0	0	0			
5242 Maintenance Equipment	0	0	0			
5141 Maintenance Vehicles	0	0	0	0	0	0
5155 Miscellaneous	0	0	0	0	0	0
5160 Office Expense	0	0	0	0	0	0
5165 Professional & Specialized	0	0	0	0	0	0
5166 A87 Costs	0	0	0	0	0	0
5174 Outside County Counsel	0	0	0	0	0	0
5187 Special Dept Expense	0	0	0	0	0	0
5502 Transportation & Travel	0	0	0	0	0	0
<b>Total Services &amp; Supplies</b>	<b>0</b>	<b>0</b>	<b>0</b>	<b>0</b>	<b>0</b>	<b>0</b>
<b>Fixed Assets</b>						
6228 Equipment	0	0	0			
<b>6229 Vehicles</b>	<b>0</b>	<b>0</b>	<b>0</b>			
<b>Total Fixed Assets</b>	<b>0</b>	<b>0</b>	<b>0</b>	<b>0</b>	<b>0</b>	<b>0</b>
<b>BUDGET UNIT TOTAL</b>	<b>0</b>	<b>0</b>	<b>0</b>	<b>0</b>	<b>0</b>	<b>0</b>

Number of Personnel Budgeted      Salaries & Benefits are budgeted in Sheriff's budget

STATE CONTROLLER  
COUNTY BUDGET ACT

BUDGET UNIT DETAIL

SCHEDULE 9

COUNTY OF SIERRA  
STATE OF CALIFORNIA  
FISCAL YEAR 2019-20

Budget Name  
Function  
Activity  
Fund  
Budget Unit  
**JAIL**  
Public Protection  
Detention & Corrections  
**General**  
**0015480**

FINANCING USES CLASSIFICATION (1)	2016-17 ACTUAL (2)	2017-18 ACTUAL (3)	2018-19 ACTUAL (4)	2018-19 ADOPTED (7)	2019-20 PRELIMINARY (6)	2019-20 ADOPTED (7)
<b>Salaries &amp; Employee Benefits</b>						
5000 Regular Salaries	0	0	0			
5001 Extra Help	0	0	0			
5002 Overtime	0	0	0			
5007 Benefits W/C	10,147	0	8,211			
<b>Total Salaries &amp; Benefits</b>	<b>10,147</b>	<b>0</b>	<b>8,211</b>	<b>0</b>	<b>0</b>	<b>0</b>
<b>Services &amp; Supplies</b>						
5101 Medical, Dental & Lab Sup	0	0	0			
5105 Clothing & Personal Supplies	0	0	0	0	0	0
5106 Insurance	3,385	3,357	3,319	3,319	12,900	12,900
5120 Communications	58	0	0	14	14	13
5125 Food	8	0	0	500	500	500
5131 Jail Supplies	0	0	0	0	0	0
5140 Maintenance Equipment	0	0	0	0	0	0
5160 Office Expense	0	0	0	0	0	0
5165 Professional & Specialized	1,340	0	0	2,000	2,000	2,000
5166 A87 Costs	18,083	40,092	56,948	56,948	41,843	41,843
5187 Special Dept Expense	0	0	0	0	0	0
5502 Transportation & Travel	0	0	0	0	0	0
6040 Out of County Incarcerations	142,070	196,475	158,121	133,919	143,919	143,919
<b>Total Services &amp; Supplies</b>	<b>164,944</b>	<b>239,924</b>	<b>218,388</b>	<b>196,700</b>	<b>201,177</b>	<b>201,175</b>
<b>Fixed Assets</b>						
6228 Equipment	0	0	0			
6026 Building	0	0	0			
<b>Total Fixed Assets</b>	<b>0</b>	<b>0</b>	<b>0</b>	<b>0</b>	<b>0</b>	<b>0</b>
<b>BUDGET UNIT TOTAL</b>	<b>175,091</b>	<b>239,924</b>	<b>226,599</b>	<b>196,700</b>	<b>201,177</b>	<b>201,175</b>

Number of Personnel Budgeted      Salaries & Benefits are budgeted in Sheriff's budget



COUNTY OF SIERRA  
STATE OF CALIFORNIA  
FISCAL YEAR 2019-20

Budget Name  
Function  
Activity  
Fund  
Budget Unit  
**PROBATION**  
Public Protection  
Detention & Corrections  
**General**  
**0015490**

FINANCING USES CLASSIFICATION (1)	2016-17 ACTUAL (2)	2017-18 ACTUAL (3)	2018-19 ACTUAL (4)	2018-19 ADOPTED (7)	2019-20 PRELIMINARY (6)	2019-20 ADOPTED (7)
<b>Salaries &amp; Employee Benefits</b>						
5000 Regular Salaries	293,344	290,595	303,963	302,846	331,104	331,104
5001 Extra Help	0	0	0	0	0	0
5002 Overtime	1,777	6,682	3,959	10,000	10,000	10,000
5004 Retirement	106,267	97,330	116,904	116,206	145,040	144,943
5007 Benefits	65,463	75,190	75,034	78,045	79,614	79,614
<b>Total Salaries &amp; Benefits</b>	<b>466,851</b>	<b>469,796</b>	<b>499,861</b>	<b>507,097</b>	<b>565,759</b>	<b>565,662</b>
<b>Services &amp; Supplies</b>						
5106 Insurance	1,556	1,543	1,542	1,542	4,071	4,071
5120 Communications	2,824	3,505	3,479	8,199	7,687	7,246
5240 Maintenance Equipment	5,170	7,027	8,254	13,531	13,469	15,107
5150 Memberships	303	329	1,095	894	1,036	1,276
5160 Office Expense	7,901	10,653	6,578	19,086	19,266	18,565
5165 Professional & Specialized	3,466	2,794	2,623	9,273	6,596	6,562
5166 A87 Costs	25,890	58,580	67,500	67,500	59,630	59,630
5174 Publications & Legal Notices	678	351	947	805	1,597	1,460
5238 Utilities LP Gas	4,009	(91)	0	5,937	3,165	2,894
5180 Rents & Leases Building	13,158	9,875	10,337	29,157	26,962	24,650
5187 Special Dept Expense	10,523	818	3,848	9,442	11,169	10,220
5502 Transportation & Travel	292	263	2,321	1,329	1,739	2,124
6041 Care of Juvenile Wards	900	540	0	7,980	7,980	7,980
<b>Total Services &amp; Supplies</b>	<b>76,672</b>	<b>96,188</b>	<b>108,522</b>	<b>174,674</b>	<b>164,367</b>	<b>161,785</b>
<b>Fixed Assets</b>						
6228 Equipment	0	0	0			
6229 Vehicles	0	0	0			
<b>Total Fixed Assets</b>	<b>0</b>	<b>0</b>	<b>0</b>	<b>0</b>	<b>0</b>	<b>0</b>
<b>BUDGET UNIT TOTAL</b>	<b>543,523</b>	<b>565,983</b>	<b>608,383</b>	<b>681,771</b>	<b>730,126</b>	<b>727,446</b>
Number of Personnel Budgeted	3.0	3.0	4.0	4.0	4.0	4.0

\* this budget is funded in part by Grants with the rest from the General Fund  
The YOGB grant pays for \$85k in wages & \$32k in expenses above

COUNTY OF SIERRA  
STATE OF CALIFORNIA  
FISCAL YEAR 2019-20

Budget Name  
Function  
Activity  
Fund  
Budget Unit  
VICTIM-WITNESS  
Public Protection  
Other Assistance  
General  
0015510

FINANCING USES CLASSIFICATION (1)	2016-17 ACTUAL (2)	2017-18 ACTUAL (3)	2018-19 ACTUAL (4)	2018-19 ADOPTED (7)	2019-20 PRELIMINARY (6)	2019-20 ADOPTED (7)
<b>Salaries &amp; Employee Benefits</b>						
5000 Regular Salaries	59,956	59,920	52,158	38,705	42,476	42,476
5001 Extra Help	0	0	0			
5002 Overtime	0	0	0			
5004 Retirement	16,763	17,124	17,623	15,632	17,528	17,465
5007 Benefits	17,599	17,354	14,835	12,101	12,512	12,512
<b>Total Salaries &amp; Benefits</b>	<b>94,318</b>	<b>94,398</b>	<b>84,616</b>	<b>66,438</b>	<b>72,516</b>	<b>72,453</b>
<b>Services &amp; Supplies</b>						
5106 Insurance	222	220	232	232	334	334
5120 Communications	2,101	323	700	913	853	793
5240 Maintenance Equipment	1,397	33	1,907	533	864	847
5150 Memberships	0	0	0	0	0	0
5160 Office Expense	13,925	0	5,443	5,386	4,597	4,919
5165 Professional & Specialized	820	0	0	296	224	208
5166 A87 Costs	1,439	9,778	13,132	13,132	9,280	9,280
5180 Rents & Leases Building	0	0	0	0	0	0
5187 Special Dept Expense	2,394	0	0	4,000	4,000	4,000
5502 Transportation & Travel	2,299	2,663	4,596	1,811	2,611	2,427
5195 Utilities	0	0	0	0	0	0
<b>Total Services &amp; Supplies</b>	<b>24,597</b>	<b>13,016</b>	<b>26,010</b>	<b>26,303</b>	<b>22,763</b>	<b>22,809</b>
<b>Fixed Assets</b>						
6229 Vehicle	40,061	0	0			
<b>Total Fixed Assets</b>	<b>40,061</b>	<b>0</b>	<b>0</b>	<b>0</b>	<b>0</b>	<b>0</b>
<b>BUDGET UNIT TOTAL</b>	<b>158,976</b>	<b>107,414</b>	<b>110,626</b>	<b>92,741</b>	<b>95,279</b>	<b>95,262</b>
Number of Personnel Budgeted	1.0	1.0	1.0	0.7	0.7	0.7

STATE CONTROLLER  
COUNTY BUDGET ACT

BUDGET UNIT DETAIL

SCHEDULE 9

COUNTY OF SIERRA  
STATE OF CALIFORNIA  
FISCAL YEAR 2019-20

Budget Name  
Function  
Activity  
Fund  
Budget Unit

**BUILDING INSPECTION**  
Public Protection  
Protective Inspections  
**General**  
**0015520**

FINANCING USES CLASSIFICATION (1)	2016-17 ACTUAL (2)	2017-18 ACTUAL (3)	2018-19 ACTUAL (4)	2018-19 ADOPTED (7)	2019-20 PRELIMINARY (6)	2019-20 ADOPTED (7)
<b>Salaries &amp; Employee Benefits</b>						
5000 Regular Salaries	98,646	102,619	109,478	107,678	119,767	122,139
5001 Extra Help	0	0	0			
5002 Overtime	0	0	0			
5004 Retirement	36,594	39,425	43,543	42,954	48,099	48,451
5007 Benefits	30,391	33,191	34,126	34,468	33,468	33,650
<b>Total Salaries &amp; Benefits</b>	<b>165,632</b>	<b>175,234</b>	<b>187,147</b>	<b>185,100</b>	<b>201,334</b>	<b>204,240</b>
<b>Services &amp; Supplies</b>						
5106 Insurance	884	877	873	873	1,266	1,266
5120 Communications	13	3	186	300	300	300
5240 Maintenance Equipment	1,577	1,187	1,420	2,310	2,310	2,310
5150 Memberships	135	210	0	1,550	1,550	1,550
5160 Office Expense	3,951	4,013	4,215	2,180	2,180	2,180
5165 Professional & Specialized	6,564	12,550	12,130	7,000	7,000	7,000
5166 A87 Costs	26,019	27,636	42,852	42,852	38,137	38,137
5168 Administration from Public Works	173	1,722	2,369	200	200	200
5174 Publications	90	0	0	1,100	1,100	1,100
5180 Rents & Leases Building	0	0	0			
5187 Special Dept Expense	2,157	860	862	4,000	4,000	4,000
5502 Transportation & Travel	704	2,614	302	3,000	3,000	3,000
5195 Utilities	0	0	0			
<b>Total Services &amp; Supplies</b>	<b>42,266</b>	<b>51,671</b>	<b>65,208</b>	<b>65,365</b>	<b>61,042</b>	<b>61,042</b>
	15,363	23,158	21,483	21,640	21,640	
<b>Fixed Assets</b>						
6229 Vehicle	0	0	0	25,000		
6229 Vehicle	0	0	0			
<b>Total Fixed Assets</b>	<b>0</b>	<b>0</b>	<b>0</b>	<b>25,000</b>	<b>0</b>	<b>0</b>
<b>BUDGET UNIT TOTAL</b>	<b>207,898</b>	<b>226,906</b>	<b>252,355</b>	<b>270,465</b>	<b>262,377</b>	<b>265,282</b>
Number of Personnel Budgeted	3	2	2	2	2	2

COUNTY OF SIERRA  
STATE OF CALIFORNIA  
FISCAL YEAR 2019-20

Budget Name  
Function  
Activity  
Fund  
Budget Unit

AGRICULTURE COMMISSIONER  
Public Protection  
Protective Inspection  
General  
0015530

FINANCING USES CLASSIFICATION (1)	2016-17 ACTUAL (2)	2017-18 ACTUAL (3)	2018-19 ACTUAL (4)	2018-19 ADOPTED (7)	2019-20 PRELIMINARY (6)	2019-20 ADOPTED (7)
---	--------------------------	--------------------------	--------------------------	---------------------------	-------------------------------	---------------------------

**Salaries & Employee Benefits**

5000 Regular Salaries						
5001 Extra Help						
5002 Overtime						
5007 Benefits						
<b>Total Salaries &amp; Benefits</b>	<b>0</b>	<b>0</b>	<b>0</b>	<b>0</b>	<b>0</b>	<b>0</b>

**Services & Supplies**

5106 Insurance						
5120 Communications						
5140 Maintenance Equipment						
5150 Memberships						
5160 Office Expense						
5165 Professional & Specialized	41,616	46,441	47,343	47,000	46,999	47,500
5166 A87 Costs	327	622	970	970	1,517	1,517
5174 Publications & Legal Notices						
5187 Special Dept Expense	0	0	0			
5502 Transportation & Travel						
<b>Total Services &amp; Supplies</b>	<b>41,943</b>	<b>47,063</b>	<b>48,313</b>	<b>47,970</b>	<b>48,516</b>	<b>49,017</b>

**Fixed Assets**

6228 Equipment	0	0	0		7,500	7,500 *
<b>Total Fixed Assets</b>	<b>0</b>	<b>0</b>	<b>0</b>	<b>0</b>	<b>7,500</b>	<b>7,500</b>

**BUDGET UNIT TOTAL**

<b>BUDGET UNIT TOTAL</b>	<b>41,943</b>	<b>47,063</b>	<b>48,313</b>	<b>47,970</b>	<b>56,016</b>	<b>56,517</b>
--------------------------	---------------	---------------	---------------	---------------	---------------	---------------

\* Purchase of new weight Cart

Number of Personnel Budgeted

COUNTY OF SIERRA  
STATE OF CALIFORNIA  
FISCAL YEAR 2019-20

Budget Name  
Function  
Activity  
Fund  
Budget Unit

OFFICE OF EMERGENCY SERVICES  
Public Protection  
Other Protection  
General  
0015550

FINANCING USES CLASSIFICATION (1)	2016-17 ACTUAL (2)	2017-18 ACTUAL (3)	2018-19 ACTUAL (4)	2018-19 ADOPTED (7)	2019-20 PRELIMINARY (6)	2019-20 ADOPTED (7)
<b>Salaries &amp; Employee Benefits</b>						
5000 Regular Salaries	68,735	71,794	73,789	72,729	76,859	76,859
5001 Extra Help	0	0	0			
5002 Overtime	0	0	0			
5004 Retirement	18,659	20,166	22,705	21,696	24,205	24,091
5007 Benefits	19,447	19,828	20,248	20,220	20,748	20,748
<b>Total Salaries &amp; Benefits</b>	<b>106,841</b>	<b>111,788</b>	<b>116,741</b>	<b>114,645</b>	<b>121,812</b>	<b>121,698</b>
<b>Services &amp; Supplies</b>						
5106 Insurance	342	339	343	343	500	500
5120 Communications	0	0	0	0	0	0
5130 House Hold	0	0	0	0	0	0
5240 Maintenance Equipment	3,670	2,759	2,863	4,259	2,835	2,609
5150 Memberships	75	75	0	62	47	42
5160 Office Expense	3,444	2,892	3,425	2,824	2,889	2,741
5165 Professional & Specialized	0	0	0	0	0	2,000
5166 Costs Allocation	11,239	11,176	14,029	14,029	16,376	16,376
5168 Administration from Public Works	4,329	3,110	6,245	2,526	3,317	3,843
5174 Publications & Legal Notices	0	0	0	38	0	0
5507 Management Approved Meals	175	0	0	48	55	49
5502 Transportation & Travel	774	1,885	2,219	897	1,511	1,370
<b>Total Services &amp; Supplies</b>	<b>24,048</b>	<b>22,236</b>	<b>29,124</b>	<b>25,026</b>	<b>27,530</b>	<b>29,530</b>
<b>OTHER</b>						
6515 Grants	0	0	0			
<b>Total Fixed Assets</b>	<b>0</b>	<b>0</b>	<b>0</b>	<b>0</b>	<b>0</b>	<b>0</b>
<b>BUDGET UNIT TOTAL</b>	<b>130,889</b>	<b>134,023</b>	<b>145,865</b>	<b>139,671</b>	<b>149,342</b>	<b>151,228</b>
Number of Personnel Budgeted	0.5	0.5	0.5	0.5	0.5	0.5

COUNTY OF SIERRA  
STATE OF CALIFORNIA  
FISCAL YEAR 2019-20

Budget Name  
Function  
Activity  
Fund  
Budget Unit  
  
PLANNING DEPT.  
Public Protection  
Other Protection  
General  
0015560

FINANCING USES CLASSIFICATION (1)	2016-17 ACTUAL (2)	2017-18 ACTUAL (3)	2018-19 ACTUAL (4)	2018-19 ADOPTED (7)	2019-20 PRELIMINARY (6)	2019-20 ADOPTED (7)
<b>Salaries &amp; Employee Benefits</b>						
5000 Regular Salaries	186,388	189,147	176,477	219,913	231,419	231,419
5001 Extra Help	0	0	0			
5002 Overtime	0	2,145	1,819			
5004 Retirement	63,716	66,795	73,149	74,462	81,442	81,098
5007 Benefits	39,159	44,506	39,339	56,453	57,882	57,882
<b>Total Salaries &amp; Benefits</b>	<b>289,263</b>	<b>302,592</b>	<b>290,785</b>	<b>350,828</b>	<b>370,743</b>	<b>370,400</b>
<b>Services &amp; Supplies</b>						
5106 Insurance	1,105	2,206	2,120	2,120	9,326	9,326
5120 Communications	844	624	440	49	48	48
5240 Maintenance Equipment	1,328	3,226	297	4,395	4,395	4,395
5150 Memberships	1,678	681	658	999	998	998
5160 Office Expense	6,380	5,073	5,766	8,628	8,628	8,628
5165 Professional & Specialized	1,966	0	0			
5166 A87 Costs	46,989	50,449	54,655	54,655	52,862	52,862
5174 Publications & Legal Notices	176	323	109	1,000	1,000	1,000
5180 Rents	0	0	0	0	0	0
5168 Administration from Public Works	1,861	1,742	1,247	1,600	1,600	1,600
5187 Special Dept Expense	2,500	6,336	5,781	38,292	38,292	90,000
5197 Refund	0	0	0			
5502 Transportation & Travel	518	3,241	2,851	2,900	2,900	2,900
5195 Utility	0	0	0			
6042 Planning Commission	3,600	1,275	1,475	5,000	5,000	5,000
6043 Planning Comm. Mileage	773	368	502	1,000	1,000	1,000
<b>Total Services &amp; Supplies</b>	<b>69,717</b>	<b>75,543</b>	<b>75,899</b>	<b>120,637</b>	<b>126,049</b>	<b>177,757</b>
<b>Fixed Assets</b>						
6229 Vehicle	0	0	0	20,000		
6134 General Plan	0	25,141	4,529	125,000	95,335	95,335
<b>Total Fixed Assets</b>	<b>0</b>	<b>25,141</b>	<b>4,529</b>	<b>145,000</b>	<b>95,335</b>	<b>95,335</b>
<b>BUDGET UNIT TOTAL</b>	<b>358,980</b>	<b>403,277</b>	<b>371,212</b>	<b>616,465</b>	<b>592,128</b>	<b>643,492</b>
Number of Personnel Budgeted	3.4	3.4	2.9	2.9	2.9	2.9

\* \$5k for RCD; \$25k Recreation Plan, Housing Element \$50k

STATE CONTROLLER  
COUNTY BUDGET ACT

BUDGET UNIT DETAIL

SCHEDULE 9

COUNTY OF SIERRA  
STATE OF CALIFORNIA  
FISCAL YEAR 2019-20

Budget Name  
Function  
Activity  
Fund  
Budget Unit

LAFCO  
Public Protection  
Other Protection  
General  
0015570

FINANCING USES CLASSIFICATION (1)	2016-17 ACTUAL (2)	2017-18 ACTUAL (3)	2018-19 ACTUAL (4)	2018-19 ADOPTED (7)	2019-20 PRELIMINARY (6)	2019-20 ADOPTED (7)
---	--------------------------	--------------------------	--------------------------	---------------------------	-------------------------------	---------------------------

**Salaries & Employee Benefits**

5000 Regular Salaries						
5001 Extra Help						
5002 Overtime						
5007 Benefits			0			
<b>Total Salaries &amp; Benefits</b>	<b>0</b>	<b>0</b>	<b>0</b>	<b>0</b>	<b>0</b>	<b>0</b>

**Services & Supplies**

5106 Insurance	0	0	0			
5120 Communications	0	0	0			
5140 Maintenance Equipment	0	0	0			
5150 Memberships	0	0	0	1,000	1,000	1,000
5160 Office Expense	899	63	125	93	93	93
5165 Professional & Specialized	0	0	1,075			
5166 A87 Costs	26	(8)	41	41	87	87
5168 Administration from Public Works	0	0	0			
5174 Publications & Legal Notices	0	0	0			
5187 Special Dept Expense	0	0	0	5,000	5,000	5,000
5502 Transportation & Travel	0	1,750	0			
<b>Total Services &amp; Supplies</b>	<b>925</b>	<b>1,805</b>	<b>1,241</b>	<b>6,134</b>	<b>6,180</b>	<b>6,180</b>

**Fixed Assets**

6228 Equipment	0	0	0			
<b>Total Fixed Assets</b>	<b>0</b>	<b>0</b>	<b>0</b>	<b>0</b>	<b>0</b>	<b>0</b>

<b>BUDGET UNIT TOTAL</b>	<b>925</b>	<b>1,805</b>	<b>1,241</b>	<b>6,085</b>	<b>6,180</b>	<b>6,180</b>
--------------------------	------------	--------------	--------------	--------------	--------------	--------------

Number of Personnel Budgeted

COUNTY OF SIERRA  
STATE OF CALIFORNIA  
FISCAL YEAR 2019-20

Budget Name  
Function  
Activity  
Fund  
Budget Unit  
**ANIMAL CONTROL**  
Public Protection  
Other Protection  
**General**  
**0015650**

FINANCING USES CLASSIFICATION (1)	2016-17 ACTUAL (2)	2017-18 ACTUAL (3)	2018-19 ACTUAL (4)	2018-19 ADOPTED (7)	2019-20 PRELIMINARY (6)	2019-20 ADOPTED (7)
<b>Salaries &amp; Employee Benefits</b>						
5000 Regular Salaries	0	0	0			
5001 Extra Help	0	0	0			
5002 Overtime	0	0	0			
5004 Retirement	652	661	675	676	693	693
5007 Benefits	0	0	0	0	0	0
<b>Total Salaries &amp; Benefits</b>	<b>652</b>	<b>661</b>	<b>675</b>	<b>676</b>	<b>693</b>	<b>693</b>
<b>Services &amp; Supplies</b>						
5106 Insurance	0	0	0	0	0	
5120 Communications	0	0	0			
5140 Maintenance Equipment	0	0	0			
5150 Memberships	0	0	0			
5160 Office Expense	0	0	0			
5165 Professional & Specialized	1,750	3,135	1,535	7,000	7,000	7,000
5166 A87 Costs	153	303	57	34		0
5174 Publications & Legal Notices	0	0	0			
5187 Special Dept Expense	0	0	500			
5502 Transportation & Travel	0	0	0			
<b>Total Services &amp; Supplies</b>	<b>1,903</b>	<b>3,438</b>	<b>2,092</b>	<b>7,057</b>	<b>7,000</b>	<b>7,000</b>
<b>Fixed Assets</b>						
6228 Equipment	0	0	0			
<b>Total Fixed Assets</b>	<b>0</b>	<b>0</b>	<b>0</b>	<b>0</b>	<b>0</b>	<b>0</b>
<b>BUDGET UNIT TOTAL</b>	<b>2,555</b>	<b>4,099</b>	<b>2,767</b>	<b>7,733</b>	<b>7,693</b>	<b>7,693</b>

Number of Personnel Budgeted

\* Predator Control

\*



COUNTY OF SIERRA  
STATE OF CALIFORNIA  
  
FISCAL YEAR 2019-20

Budget Name  
Function  
Activity  
Fund  
Budget Unit

COUNTY FREE LIBRARY  
Education  
Library  
General  
0015900

FINANCING USES CLASSIFICATION (1)	2016-17 ACTUAL (2)	2017-18 ACTUAL (3)	2018-19 ACTUAL (4)	2018-19 ADOPTED (7)	2019-20 PRELIMINARY (6)	2019-20 ADOPTED (7)
---	--------------------------	--------------------------	--------------------------	---------------------------	-------------------------------	---------------------------

**Salaries & Employee Benefits**

5000 Regular Salaries						
5001 Extra Help						
5002 Overtime						
5007 Benefits						
<b>Total Salaries &amp; Benefits</b>	<b>0</b>	<b>0</b>	<b>0</b>	<b>0</b>	<b>0</b>	<b>0</b>

**Services & Supplies**

5106 Insurance	0	0	0			
5120 Communications	0	0	0			
5140 Maintenance Equipment	0	0	0			
5150 Memberships	0	0	0			
5160 Office Expense	0	0	0			
5165 Professional & Specialized	23,000	23,000	23,000	23,000	23,000	32,000
5166 A87 Costs	462	352	400	400	672	672
6403 Local Library	0	0	0			
	0	0	0			
	0	0	0			
	0	0	0			
<b>Total Services &amp; Supplies</b>	<b>23,462</b>	<b>23,352</b>	<b>23,400</b>	<b>23,400</b>	<b>23,672</b>	<b>32,672</b>

**Fixed Assets**

6228 Equipment	0	0	0			
<b>Total Fixed Assets</b>	<b>0</b>	<b>0</b>	<b>0</b>	<b>0</b>	<b>0</b>	<b>0</b>

<b>BUDGET UNIT TOTAL</b>	<b>23,462</b>	<b>23,352</b>	<b>23,400</b>	<b>23,400</b>	<b>23,672</b>	<b>32,672</b>
--------------------------	---------------	---------------	---------------	---------------	---------------	---------------

Number of Personnel Budgeted

COUNTY OF SIERRA  
STATE OF CALIFORNIA  
  
FISCAL YEAR 2019-20

Budget Name  
Function  
Activity  
Fund  
Budget Unit

**FARM ADVISOR**  
Education  
Agricultural Education  
**General**  
**0015910**

FINANCING USES CLASSIFICATION (1)	2016-17 ACTUAL (2)	2017-18 ACTUAL (3)	2018-19 ACTUAL (4)	2018-19 ADOPTED (7)	2019-20 PRELIMINARY (6)	2019-20 ADOPTED (7)
---	--------------------------	--------------------------	--------------------------	---------------------------	-------------------------------	---------------------------

**Salaries & Employee Benefits**

5000 Regular Salaries						
5001 Extra Help						
5002 Overtime						
5007 Benefits						
<b>Total Salaries &amp; Benefits</b>	<b>0</b>	<b>0</b>	<b>0</b>	<b>0</b>	<b>0</b>	<b>0</b>

**Services & Supplies**

5106 Insurance	0	0	0			
5120 Communications	0	0	0			
5140 Maintenance Equipment	0	0	0			
5150 Memberships	0	0	0			
5160 Office Expense	0	0	0			
5165 Professional & Specialized	22,904	21,473	22,592	22,000	22,000	25,000
5166 A87 Costs	363	400	468	468	625	625
5174 Publications & Legal Notices	0	0	0			
5187 Special Dept Expense	0	0	0			
5502 Transportation & Travel	0	0	0			
<b>Total Services &amp; Supplies</b>	<b>23,267</b>	<b>21,873</b>	<b>23,060</b>	<b>22,468</b>	<b>22,625</b>	<b>25,625</b>

**Fixed Assets**

6228 Equipment	0	0	0			
<b>Total Fixed Assets</b>	<b>0</b>	<b>0</b>	<b>0</b>	<b>0</b>	<b>0</b>	<b>0</b>

<b>BUDGET UNIT TOTAL</b>	<b>23,267</b>	<b>21,873</b>	<b>23,060</b>	<b>22,468</b>	<b>22,625</b>	<b>25,625</b>
--------------------------	---------------	---------------	---------------	---------------	---------------	---------------

Number of Personnel Budgeted

STATE CONTROLLER  
COUNTY BUDGET ACT

BUDGET UNIT DETAIL

SCHEDULE 9

COUNTY OF SIERRA  
STATE OF CALIFORNIA  
FISCAL YEAR 2019-20

Budget Name  
Function  
Activity  
Fund  
Budget Unit

MISC. REBATES & REFUNDS  
General  
Other General  
General  
0015920

FINANCING USES CLASSIFICATION (1)	2016-17 ACTUAL (2)	2017-18 ACTUAL (3)	2018-19 ACTUAL (4)	2018-19 ADOPTED (7)	2019-20 PRELIMINARY (6)	2019-20 ADOPTED (7)
<b>Services &amp; Supplies</b>						
5106 Insurance	0	0	0			
5120 Communications	0	0	0			
5140 Maintenance Equipment	0	0	0			
5150 Memberships	0	0	0			
5160 Office Expense	20	0	0			
5165 Professional & Specialized	0	0	0			
5166 A87 Costs	154	(94)	(73)	(73)	0	0
5174 Publications & Legal Notices	0	0	0			
5187 Special Dept Expense	0	0	0	0	0	0
5197 Rebates & Refunds	0	0	0	1,700	1,700	1,700
<b>Total Services &amp; Supplies</b>	<b>174</b>	<b>(94)</b>	<b>(73)</b>	<b>1,627</b>	<b>1,700</b>	<b>1,700</b>
<b>Fixed Assets</b>						
6228 Equipment			0			
<b>Total Fixed Assets</b>	<b>0</b>	<b>0</b>	<b>0</b>	<b>0</b>	<b>0</b>	<b>0</b>
<b>BUDGET UNIT TOTAL</b>	<b>174</b>	<b>(94)</b>	<b>(73)</b>	<b>1,627</b>	<b>1,700</b>	<b>1,700</b>

Number of Personnel Budgeted

COUNTY OF SIERRA  
STATE OF CALIFORNIA  
FISCAL YEAR 2019-20

Budget Name  
Function  
Activity  
Fund  
Budget Unit

Tax & Revenue Anticipation Note  
Debt Service  
Interest on Notes  
General  
0015930

FINANCING USES CLASSIFICATION (1)	2016-17 ACTUAL (2)	2017-18 ACTUAL (3)	2018-19 ACTUAL (4)	2017-18 ADOPTED (7)	2019-20 PRELIMINARY (6)	2019-20 ADOPTED (7)
<b>Salaries &amp; Employee Benefits</b>						
5000 Regular Salaries	0	0	0			
5001 Extra Help			0			
5002 Overtime			0			
5007 Benefits			0			
<b>Total Salaries &amp; Benefits</b>	<b>0</b>	<b>0</b>	<b>0</b>	<b>0</b>	<b>0</b>	<b>0</b>
<b>Services &amp; Supplies</b>						
5165 Professional & Specialized	0	0	0			
5166 A87 Costs	0	0	0		0	
5196 Interest	0	0	0			
<b>Total Services &amp; Supplies</b>	<b>0</b>	<b>0</b>	<b>0</b>	<b>0</b>	<b>0</b>	<b>0</b>
<b>Fixed Assets</b>						
6228 Equipment						
<b>Total Fixed Assets</b>	<b>0</b>	<b>0</b>	<b>0</b>	<b>0</b>	<b>0</b>	<b>0</b>
<b>BUDGET UNIT TOTAL</b>	<b>0</b>	<b>0</b>	<b>0</b>	<b>0</b>	<b>0</b>	<b>0</b>

Number of Personnel Budgeted

STATE CONTROLLER  
COUNTY BUDGET ACT

BUDGET UNIT DETAIL

SCHEDULE 9

COUNTY OF SIERRA  
STATE OF CALIFORNIA  
  
FISCAL YEAR 2019-20

Budget Name  
Function  
Activity  
Fund  
Budget Unit

**AB8 EQUALIZATION**  
General  
Other General  
**General**  
**0015940**

FINANCING USES CLASSIFICATION (1)	2016-17 ACTUAL (2)	2017-18 ACTUAL (3)	2018-19 ACTUAL (4)	2017-18 ADOPTED (7)	2019-20 PRELIMINARY (6)	2019-20 ADOPTED (7)	*
---	--------------------------	--------------------------	--------------------------	---------------------------	-------------------------------	---------------------------	---

**Services & Supplies**

5106 Insurance	0	0	0				
5120 Communications	0	0	0				
5140 Maintenance Equipment	0	0	0				
5150 Memberships	0	0	0				
5160 Office Expense	0	0	0				
5165 Professional & Specialized	0	0	0				
5166 A87 Costs	(277)	(142)	0		0	0	
5174 Publications & Legal Notices	0	0	0				
5187 Special Dept Expense	0	0	0				
7000 Ambulance	0	0	0				
7001 Fire Services	0	0	0				
<b>Total Services &amp; Supplies</b>	<b>(277)</b>	<b>(142)</b>	<b>0</b>	<b>0</b>	<b>0</b>	<b>0</b>	
<b>BUDGET UNIT TOTAL</b>	<b>(277)</b>	<b>(142)</b>	<b>0</b>	<b>0</b>	<b>0</b>	<b>0</b>	

Number of Personnel Budgeted

\*

This Department was established for the purpose of addressing the inequities in the AB8 Property Tax Distribution. Resolution 2000-139

COUNTY OF SIERRA  
STATE OF CALIFORNIA  
FISCAL YEAR 2019-20

Budget Name  
Function  
Activity  
Fund  
Budget Unit

**PUBLIC WORKS**  
General  
Other General  
**General**  
**0015950**

FINANCING USES CLASSIFICATION (1)	2016-17 ACTUAL (2)	2017-18 ACTUAL (3)	2018-19 ACTUAL (4)	2018-19 ADOPTED (7)	2019-20 PRELIMINARY (6)	2019-20 ADOPTED (7)
---	--------------------------	--------------------------	--------------------------	---------------------------	-------------------------------	---------------------------

**Services & Supplies**

5106 Insurance	0	0	0			
5163 Office	97	1,165	0			
5140 Maintenance Equipment	51	0	0			
5168 Administration from Public Works	58,743	49,772	29,541			
5155 Misc Costs	55,041	3,663	263	21,276	44,079	44,079
5165 Professional & Specialized	457	4,756	375	10,000	10,000	70,000 *
5166 A87 Costs	975	1,110	4,645	4,645	2,108	2,108
5174 Publications & Legal Notices	0	0	0			
5187 Special Dept Expense	1,611	306	1,697	44,079	500,000	500,000 #
6234 Capital Lease - Equipment	28,445	0	0			
6235 Capital Lease Interest Expense	1,850	0	0			
<b>Total Services &amp; Supplies</b>	<b>147,269</b>	<b>60,772</b>	<b>36,522</b>	<b>80,000</b>	<b>556,187</b>	<b>616,187</b>
<b>BUDGET UNIT TOTAL</b>	<b>147,269</b>	<b>60,772</b>	<b>36,522</b>	<b>80,000</b>	<b>556,187</b>	<b>616,187</b>

Number of Personnel Budgeted

#

N. Yuba Forest Health & Resilience, \* \$30k Board Walk DV

\*

This Department was established for the purpose of addressing the costs incurred by the Road Department when doing Public Works Projects

COUNTY OF SIERRA  
STATE OF CALIFORNIA  
FISCAL YEAR 2019-20

Budget Name  
Function  
Activity  
Fund  
Budget Unit

1/2 Cent Sales Tax for Safety  
Public Protection  
Police Protection  
Special Revenue  
8360000

FINANCING USES CLASSIFICATION (1)	2016-17 ACTUAL (2)	2017-18 ACTUAL (3)	2018-19 ACTUAL (4)	2017-18 ADOPTED (7)	2019-20 PRELIMINARY (6)	2019-20 ADOPTED (7)
---	--------------------------	--------------------------	--------------------------	---------------------------	-------------------------------	---------------------------

**Services & Supplies**

5106 Insurance	0	0	0			
5120 Communications	0	0	0			
5140 Maintenance Equipment	0	0	0			
5150 Memberships	0	0	0			
5160 Office Expense	0	0	0			
5165 Professional & Specialized	0	0	0			
5166 A87 Costs	0	0	0			
5174 Publications & Legal Notices	0	0	0			
5187 Special Dept Expense	0	0	0			
7000 Ambulance	0	0	0			
7001 Fire Services	0	0	0			
<b>Total Services &amp; Supplies</b>	<b>0</b>	<b>0</b>	<b>0</b>	<b>0</b>	<b>0</b>	<b>0</b>
<b>BUDGET UNIT TOTAL</b>	<b>0</b>	<b>0</b>	<b>0</b>	<b>0</b>	<b>0</b>	<b>0</b>

memo: Transfers Out

Number of Personnel Budgeted				120,000	100,000	100,000
------------------------------	--	--	--	---------	---------	---------

STATE CONTROLLER  
COUNTY BUDGET ACT

COUNTY OF SIERRA  
STATE OF CALIFORNIA

FISCAL YEAR 2019-20

BUDGET UNIT DETAIL

Budget Name ROAD  
Function Public Ways & Facilities  
Activity Transportation  
Fund Road  
Budget Unit 0313010

SCHEDULE 9

FINANCING USES CLASSIFICATION (1)	2016-17 ACTUAL (2)	2017-18 ACTUAL (3)	2018-19 ACTUAL (4)	2018-19 ADOPTED (7)	2019-20 PRELIMINARY (6)	2019-20 ADOPTED (7)
<b>Salaries &amp; Employee Benefits</b>						
5000 Regular Salaries	992,708	975,813	1,112,022	1,135,150	1,264,230	1,376,950
5001 Extra Help	3,374	2,508	21,338	3,417	3,417	3,417
5002 Overtime	47,210	19,894	54,993	20,000	20,000	20,000
5004 Retirement	383,369	401,889	450,315	447,890	502,996	527,053
5007 Benefits	356,458	360,273	382,589	408,642	388,481	432,636
<b>Total Salaries &amp; Benefits</b>	<b>1,783,119</b>	<b>1,760,376</b>	<b>2,021,256</b>	<b>2,015,099</b>	<b>2,179,125</b>	<b>2,360,056</b>
<b>Services &amp; Supplies</b>						
5105 Clothing	5,380	1,815	5,038	5,000	4,999	4,999
5106 Insurance	39,093	48,540	45,937	45,937	76,545	76,545
5120 Communications	6,142	7,217	6,865	6,500	6,500	6,500
5130 Household Expenses	4,318	7,337	7,337	4,500	4,500	4,500
5239 Maintenance Fuel	104,731	101,792	158,224	110,000	110,000	110,000
5242 Maintenance Communications	1,301	1,759	5,216	2,000	2,000	2,000
5243 Maintenance Parts	66,728	74,072	65,159	65,000	65,000	65,000
5241 Maintenance Vehicles	30,284	20,141	139,446	25,000	25,000	25,000
5244 Maintenance Tiers	23,773	16,155	44,485	20,000	20,000	20,000
5150 Memberships	806	942	1,166	1,000	1,000	1,000
5155 Miscellaneous	38,014	12,904	15,156	15,000	15,000	15,000
5160 Office Expense	16,969	7,858	10,466	10,000	10,000	10,000
5165 Professional & Specialized	19,347	15,400	23,443	20,000	20,000	20,000
5166 A-87 COSTS	146,454	168,848	195,374	195,374	202,574	202,574
5174 Publications & Legal Notices	1,253	361	338	500	500	500
5185 Small Tools	12,224	9,716	12,243	5,000	5,000	5,000
5187 Special Department Expenses	16,928	10,904	26,425	43,289	43,289	38,469
5502 Transportation & Travel	39	2,042	3,912	5,000	5,000	5,000
5238 Utilities LP Gas	13,714	13,833	15,142	15,000	15,000	15,000
5195 Utilities Electricity	19,391	17,348	18,745	20,000	20,000	20,000
<b>Total Services &amp; Supplies</b>	<b>566,889</b>	<b>538,984</b>	<b>800,119</b>	<b>614,100</b>	<b>651,907</b>	<b>647,087</b>
<b>OTHER</b>						
7725 Professional & Specialized	55,568	37,351	13,710	150,000	149,999	149,999
7726 Special Dept Expense	135,457	548,370	316,007	715,899	1,237,164	732,913
6127 Employment Services	0	0	0	4,673	4,673	4,673
9999 Reimburs Costs	0	0	0	0	0	0
6234 Capital Lease - Equipment	1,198	1,735	1,226	2,000	1,999	1,999
6235 Capital Lease Interest Expense	89	130	61	0	0	0
<b>Total Other</b>	<b>192,312</b>	<b>587,587</b>	<b>331,004</b>	<b>872,572</b>	<b>1,393,835</b>	<b>889,584</b>
<b>Fixed Assets</b>						
6228 Equipment	0	0	0	50,000	0	25,000
6230 Computers	0	0	0	0	0	0
6229 Vehicles	0	0	0	300,000	915,897	270,000
<b>Total Fixed Assets</b>	<b>0</b>	<b>0</b>	<b>0</b>	<b>350,000</b>	<b>915,897</b>	<b>295,000</b>
<b>BUDGET UNIT TOTAL</b>	<b>2,542,320</b>	<b>2,886,947</b>	<b>3,152,378</b>	<b>3,851,771</b>	<b>5,140,764</b>	<b>4,191,728</b>
	memo: Transfers Out			0	0	0
Number of Personnel Budgeted	20.5	20.5	20.5	18.5	18.5	20.5



STATE CONTROLLER  
COUNTY BUDGET ACT

BUDGET UNIT DETAIL

SCHEDULE 9

COUNTY OF SIERRA  
STATE OF CALIFORNIA  
FISCAL YEAR 2019-20

Budget Name  
Function  
Activity  
Fund  
Budget Unit

STP: JIM CROW  
Public Ways & Facilities  
Transportation  
031 Road  
0321006

FINANCING USES CLASSIFICATION (1)	2016-17 ACTUAL (2)	2017-18 ACTUAL (3)	2018-19 ACTUAL (4)	2017-18 ADOPTED (7)	2019-20 PRELIMINARY (6)	2019-20 ADOPTED (7)
<b>Services &amp; Supplies</b>						
5187 Special Dept Expense	0	0	0			
9200 SCTC GEN ADMIN	0	0	0			
9201 OWP WORK ELEM 1	0	0	0			
9202 OWP WORK ELEM 2	0	0	0			
9203 OWP WORK ELEM 3	0	0	0			
9204 OWP WORK ELEM 4	0	0	0			
9205 OWP WORK ELEM 5	0	0	0			
9206 OWP WORK ELEM 6	0	0	0			
9207 OWP WORK ELEM 7	0	0	0			
9209 PROG, PLAN & MONITOR	0	0	0			
9210 GEN ADMIN STP & TEA	0	0	0			
9211 PHASE 1 STP OR TEA	8	0	0			
9212 PHASE 2 STP OR TEA	0	0	0	24,000	24,000	24,000
9213 PHASE 3 STP OR TEA	0	0	0			
9214 PHASE 4 STP OR TEA	1,224,360	281,781	0			
<b>Total Services &amp; Supplies</b>	<b>1,224,368</b>	<b>281,781</b>	<b>0</b>	<b>24,000</b>	<b>24,000</b>	<b>24,000</b>
<b>Fixed Assets</b>						
6228 Equipment						
6229 Vehicles						
7600 Capital Improve. Fund Transfer						
<b>Total Fixed Assets</b>	<b>0</b>	<b>0</b>	<b>0</b>	<b>0</b>	<b>0</b>	<b>0</b>
<b>BUDGET UNIT TOTAL</b>	<b>1,224,368</b>	<b>281,781</b>	<b>0</b>	<b>24,000</b>	<b>24,000</b>	<b>24,000</b>

STATE CONTROLLER  
COUNTY BUDGET ACT

BUDGET UNIT DETAIL

SCHEDULE 9

COUNTY OF SIERRA  
STATE OF CALIFORNIA

FISCAL YEAR 2019-20

Budget Name  
Function  
Activity  
Fund  
Budget Unit

STP: PACKER LAKE  
Public Ways & Facilities  
Transportation  
031 Road  
0321007

FINANCING USES CLASSIFICATION ( )	2016-17 ACTUAL ( )	2017-18 ACTUAL ( )	2018-19 ACTUAL ( )	2017-18 ADOPTED ( )	2019-20 PRELIMINARY ( )	2019-20 ADOPTED ( )
<b>Services &amp; Supplies</b>						
5187 Special Dept Expense	0	0	0			
9200 SCTC GEN ADMIN	0	0	0			
9201 OWP WORK ELEM 1	0	0	0			
9202 OWP WORK ELEM 2	0	0	0			
9203 OWP WORK ELEM 3	0	0	0			
9204 OWP WORK ELEM 4	0	0	0			
9205 OWP WORK ELEM 5	0	0	0			
9206 OWP WORK ELEM 6	0	0	0			
9207 OWP WORK ELEM 7	0	0	0			
9209 PROG, PLAN & MONITOR	0	0	0			
9210 GEN ADMIN STP & TEA	0	0	0			
9211 PHASE 1 STP OR TEA	75,058	75,705	35,950	378,000	378,000	378,000
9212 PHASE 2 STP OR TEA	511	939	486		0	
9213 PHASE 3 STP OR TEA	0	0	0			
9214 PHASE 4 STP OR TEA	0	0	0			
<b>Total Services &amp; Supplies</b>	<b>75,569</b>	<b>76,644</b>	<b>36,436</b>	<b>378,000</b>	<b>378,000</b>	<b>378,000</b>
<b>Fixed Assets</b>						
6228 Equipment						
6229 Vehicles						
7600 Capital Improve. Fund Transfer						
<b>Total Fixed Assets</b>	<b>0</b>	<b>0</b>	<b>0</b>	<b>0</b>	<b>0</b>	<b>0</b>
<b>BUDGET UNIT TOTAL</b>	<b>75,569</b>	<b>76,644</b>	<b>36,436</b>	<b>378,000</b>	<b>378,000</b>	<b>378,000</b>

COUNTY OF SIERRA  
STATE OF CALIFORNIA  
FISCAL YEAR 2019-20

Budget Name  
Function  
Activity  
Fund  
Budget Unit

STP: SMITHNECK RD  
Public Ways & Facilities  
Transportation  
031 Road  
0321028

FINANCING USES CLASSIFICATION (1)	2016-17 ACTUAL (2)	2017-18 ACTUAL (3)	2018-19 ACTUAL (4)	2017-18 ADOPTED (7)	2019-20 PRELIMINARY (6)	2019-20 ADOPTED (7)
<b>Services &amp; Supplies</b>						
5187 Special Dept Expense	0	0	0			
9200 SCTC GEN ADMIN	0	0	0			
9201 OWP WORK ELEM 1	0	0	0			
9202 OWP WORK ELEM 2	0	0	0			
9203 OWP WORK ELEM 3	0	0	0			
9204 OWP WORK ELEM 4	0	0	0			
9205 OWP WORK ELEM 5	0	0	0			
9206 OWP WORK ELEM 6	0	0	0			
9207 OWP WORK ELEM 7	0	0	0			
9209 PROG, PLAN & MONITOR	0	0	0			
9210 GEN ADMIN STP & TEA	0	0	0			
9211 PHASE 1 STP OR TEA	0	0	0			
9212 PHASE 2 STP OR TEA	0	0	0		0	
9213 PHASE 3 STP OR TEA	0	0	0			
9214 PHASE 4 STP OR TEA	0	0	0	15,000	15,000	15,000
<b>Total Services &amp; Supplies</b>	<b>0</b>	<b>0</b>	<b>0</b>	<b>15,000</b>	<b>15,000</b>	<b>15,000</b>
<b>Fixed Assets</b>						
6228 Equipment						
6229 Vehicles						
7600 Capital Improve. Fund Transfer						
<b>Total Fixed Assets</b>	<b>0</b>	<b>0</b>	<b>0</b>	<b>0</b>	<b>0</b>	<b>0</b>
<b>BUDGET UNIT TOTAL</b>	<b>0</b>	<b>0</b>	<b>0</b>	<b>15,000</b>	<b>15,000</b>	<b>15,000</b>

COUNTY OF SIERRA  
STATE OF CALIFORNIA  
FISCAL YEAR 2019-20

Budget Name  
Function  
Activity  
Fund  
Budget Unit

STP: SALMON LAKE  
Public Ways & Facilities  
Transportation  
031 Road  
0321008

FINANCING USES CLASSIFICATION (1)	2016-17 ACTUAL (2)	2017-18 ACTUAL (3)	2018-19 ACTUAL (4)	2017-18 ADOPTED (7)	2019-20 PRELIMINARY (6)	2019-20 ADOPTED (7)
<b>Services &amp; Supplies</b>						
5187 Special Dept Expense	0	0	0			
9200 SCTC GEN ADMIN	0	0	0			
9201 OWP WORK ELEM 1	0	0	0			
9202 OWP WORK ELEM 2	0	0	0			
9203 OWP WORK ELEM 3	0	0	0			
9204 OWP WORK ELEM 4	0	0	0			
9205 OWP WORK ELEM 5	0	0	0			
9206 OWP WORK ELEM 6	0	0	0			
9207 OWP WORK ELEM 7	0	0	0			
9209 PROG, PLAN & MONITOR	0	0	0			
9210 GEN ADMIN STP & TEA	0	0	0			
9211 PHASE 1 STP OR TEA	55,568	43,383	33,157	140,000	140,000	140,000
9212 PHASE 2 STP OR TEA	511	1,843	1,305			
9213 PHASE 3 STP OR TEA	0	0	0			
9214 PHASE 4 STP OR TEA	0	0	0			
<b>Total Services &amp; Supplies</b>	<b>56,079</b>	<b>45,226</b>	<b>34,462</b>	<b>140,000</b>	<b>140,000</b>	<b>140,000</b>
<b>Fixed Assets</b>						
6228 Equipment						
6229 Vehicles						
7600 Capital Improve. Fund Transfer						
<b>Total Fixed Assets</b>	<b>0</b>	<b>0</b>	<b>0</b>	<b>0</b>	<b>0</b>	<b>0</b>

<b>BUDGET UNIT TOTAL</b>	<b>56,079</b>	<b>45,226</b>	<b>34,462</b>	<b>140,000</b>	<b>140,000</b>	<b>140,000</b>
--------------------------	---------------	---------------	---------------	----------------	----------------	----------------

**COUNTY OF SIERRA  
STATE OF CALIFORNIA  
FISCAL YEAR 2019-20**

Budget Name **STP: INDEPENDENCE**  
 Function **Public Ways & Facilities**  
 Activity **Transportation**  
 Fund **031 Road**  
 Budget Unit **0321026**

<b>FINANCING USES CLASSIFICATION</b>	<b>2016-17 ACTUAL</b>	<b>2017-18 ACTUAL</b>	<b>2018-19 ACTUAL</b>	<b>2017-18 ADOPTED</b>	<b>2019-20 PRELIMINARY</b>	<b>2019-20 ADOPTED</b>
(1)	(2)	(3)	(4)	(7)	(6)	(7)

**Services & Supplies**

5187 Special Dept Expense	0	0	(763)			
9200 SCTC GEN ADMIN	0	0	0			
9201 OWP WORK ELEM 1	0	0	0			
9202 OWP WORK ELEM 2	0	0	0			
9203 OWP WORK ELEM 3	0	0	0			
9204 OWP WORK ELEM 4	0	0	0			
9205 OWP WORK ELEM 5	0	0	0			
9206 OWP WORK ELEM 6	0	0	0			
9207 OWP WORK ELEM 7	0	0	0			
9209 PROG, PLAN & MONITOR	0	0	0			
9210 GEN ADMIN STP & TEA	0	0	0			
9211 PHASE 1 STP OR TEA	48,030	0	0	132,795	132,795	132,795
9212 PHASE 2 STP OR TEA	5,112	0	0			
9213 PHASE 3 STP OR TEA	0	0	0			
9214 PHASE 4 STP OR TEA	0	0	0		0	
<b>Total Services &amp; Supplies</b>	<b>53,142</b>	<b>0</b>	<b>(763)</b>	<b>132,795</b>	<b>132,795</b>	<b>132,795</b>

**Fixed Assets**

6228 Equipment						
6229 Vehicles						
7600 Capital Improve. Fund Transfer						
<b>Total Fixed Assets</b>	<b>0</b>	<b>0</b>	<b>0</b>	<b>0</b>	<b>0</b>	<b>0</b>

<b>BUDGET UNIT TOTAL</b>	<b>53,142</b>	<b>0</b>	<b>(763)</b>	<b>132,795</b>	<b>132,795</b>	<b>132,795</b>
--------------------------	---------------	----------	--------------	----------------	----------------	----------------

COUNTY OF SIERRA  
STATE OF CALIFORNIA  
FISCAL YEAR 2019-20

Budget Name  
Function  
Activity  
Fund  
Budget Unit

STP: PLUMBAGO  
Public Ways & Facilities  
Transportation  
031 Road  
0321027

FINANCING USES CLASSIFICATION (1)	2016-17 ACTUAL (2)	2017-18 ACTUAL (3)	2018-19 ACTUAL (4)	2017-18 ADOPTED (7)	2019-20 PRELIMINARY (6)	2019-20 ADOPTED (7)
<b>Services &amp; Supplies</b>						
5187 Special Dept Expense	0	0	0			
9200 SCTC GEN ADMIN	0	0	0			
9201 OWP WORK ELEM 1	0	0	0			
9202 OWP WORK ELEM 2	0	0	0			
9203 OWP WORK ELEM 3	0	0	0			
9204 OWP WORK ELEM 4	0	0	0			
9205 OWP WORK ELEM 5	0	0	0			
9206 OWP WORK ELEM 6	0	0	0			
9207 OWP WORK ELEM 7	0	0	0			
9209 PROG, PLAN & MONITOR	0	0	0			
9210 GEN ADMIN STP & TEA	0	0	0			0
9211 PHASE 1 STP OR TEA	59,820	89,931	31,229	264,000	264,000	264,000
9212 PHASE 2 STP OR TEA	511	497	801			
9213 PHASE 3 STP OR TEA	0	0	0			
9214 PHASE 4 STP OR TEA	0	0	0			
<b>Total Services &amp; Supplies</b>	<b>60,331</b>	<b>90,428</b>	<b>32,030</b>	<b>264,000</b>	<b>264,000</b>	<b>264,000</b>
<b>Fixed Assets</b>						
6228 Equipment						
6229 Vehicles						
7600 Capital Improve. Fund Transfer						
<b>Total Fixed Assets</b>	<b>0</b>	<b>0</b>	<b>0</b>	<b>0</b>	<b>0</b>	<b>0</b>
<b>BUDGET UNIT TOTAL</b>	<b>60,331</b>	<b>90,428</b>	<b>32,030</b>	<b>264,000</b>	<b>264,000</b>	<b>264,000</b>

COUNTY OF SIERRA  
STATE OF CALIFORNIA  
FISCAL YEAR 2019-20

Budget Name  
Function  
Activity  
Fund  
Budget Unit

STP: SMITHNECK BIKE PATH  
Public Ways & Facilities  
Transportation  
031 Road  
0321029

FINANCING USES CLASSIFICATION (1)	2016-17 ACTUAL (2)	2017-18 ACTUAL (3)	2018-19 ACTUAL (4)	2017-18 ADOPTED (7)	2019-20 PRELIMINARY (6)	2019-20 ADOPTED (7)
<b>Services &amp; Supplies</b>						
5187 Special Dept Expense	0	0	0			
9200 SCTC GEN ADMIN	0	0	0			
9201 OWP WORK ELEM 1	0	0	0			
9202 OWP WORK ELEM 2	0	0	0			
9203 OWP WORK ELEM 3	0	0	0			
9204 OWP WORK ELEM 4	0	0	0			
9205 OWP WORK ELEM 5	0	0	0			
9206 OWP WORK ELEM 6	0	0	0			
9207 OWP WORK ELEM 7	0	0	0			
9209 PROG, PLAN & MONITOR	0	0	0			
9210 GEN ADMIN STP & TEA	0	0	0			
9211 PHASE 1 STP OR TEA	0	0	0			
9212 PHASE 2 STP OR TEA	0	0	0			
9213 PHASE 3 STP OR TEA	0	0	0			
9214 PHASE 4 STP OR TEA	0	0	0	50,000	50,000	50,000
<b>Total Services &amp; Supplies</b>	<b>0</b>	<b>0</b>	<b>0</b>	<b>50,000</b>	<b>50,000</b>	<b>50,000</b>
<b>Fixed Assets</b>						
6228 Equipment						
6229 Vehicles						
7600 Capital Improve. Fund Transfer						
<b>Total Fixed Assets</b>	<b>0</b>	<b>0</b>	<b>0</b>	<b>0</b>	<b>0</b>	<b>0</b>
<b>BUDGET UNIT TOTAL</b>	<b>0</b>	<b>0</b>	<b>0</b>	<b>50,000</b>	<b>50,000</b>	<b>50,000</b>

STATE CONTROLLER  
COUNTY BUDGET ACT

BUDGET UNIT DETAIL

SCHEDULE 9

COUNTY OF SIERRA  
STATE OF CALIFORNIA

FISCAL YEAR 2019-20

Budget Name  
Function  
Activity  
Fund  
Budget Unit

HEALTH  
Health & Sanitation  
Health  
Human Services  
0515610

FINANCING USES CLASSIFICATION (1)	2016-17 ACTUAL (2)	2017-18 ACTUAL (3)	2018-19 ACTUAL (4)	2018-19 ADOPTED (7)	2019-20 PRELIMINARY (6)	2019-20 ADOPTED (7)
<b>Salaries &amp; Employee Benefits</b>						
5000 Regular Salaries	474,165	584,882	597,645	714,310	662,499	649,173
5001 Extra Help	(1,653)	2,505	30,851	1,000	38,899	38,899
5002 Overtime	0	679	13,176	3,000	3,000	3,000
5004 Retirement	126,282	157,708	177,344	198,406	195,775	193,115
5007 Benefits	159,117	181,289	183,133	210,180	199,030	201,392
<b>Total Salaries &amp; Benefits</b>	<b>757,911</b>	<b>927,063</b>	<b>1,002,149</b>	<b>1,126,895</b>	<b>1,099,203</b>	<b>1,085,578</b>
<b>Services &amp; Supplies</b>						
5106 Insurance	14,932	12,281	9,350	9,350	19,867	19,867
5120 Communications	19,563	19,841	19,840	19,401	19,401	19,401
5240 Maintenance Equipment	7,586	15,671	5,832	3,240	3,240	3,240
5245 Maintenance Building	1,429	2,330	2,429	5,011	5,011	5,011
5150 Memberships	5,933	5,615	7,396	5,700	5,700	5,700
5160 Office Expense	22,417	11,193	28,497	13,300	13,300	15,300
5165 Professional & Specialized	165,909	177,442	142,059	188,600	188,600	236,154
5166 A87 Costs	31,541	140,106	133,625	133,625	111,725	111,725
5174 Publications & Legal Notices	2,028	4,089	3,036	5,000	5,000	5,000
5175 Rents & Leases Equipment	1,937	1,728	2,842	2,000	2,000	2,000
5180 Rents Building	7,581	9,010	3,925	9,400	9,400	9,400
5187 Special Dept Expense	57,168	34,173	58,621	129,030	180,245	180,245
5502 Transportation & Travel	2	11,301	26,926	19,250	19,250	19,250
5238 Utilities LP Gas	2,191	2,920	3,376	3,000	3,000	3,000
5195 Utilities Electricity	5,455	7,623	6,913	5,172	5,419	5,419
7602 LPHSS	0	0	12,000	12,000	9,639	9,639
5337 CUPA Surcharge	2,242	2,534	8,441	3,500	3,500	3,500
<b>Total Services &amp; Supplies</b>	<b>347,913</b>	<b>457,858</b>	<b>475,110</b>	<b>566,579</b>	<b>604,296</b>	<b>653,850</b>
<b>Fixed Assets</b>						
6229 Vehicles	0	0	0			
6228 Equipment	9,052	0	11,278	10,025		
6026 Building	0	0	0	0	0	0
<b>Total Fixed Assets</b>	<b>9,052</b>	<b>0</b>	<b>11,278</b>	<b>10,025</b>	<b>0</b>	<b>0</b>
<b>BUDGET UNIT TOTAL</b>	<b>1,114,876</b>	<b>1,384,921</b>	<b>1,488,536</b>	<b>1,703,499</b>	<b>1,703,499</b>	<b>1,739,428</b>
Number of Personnel Budgeted	9.51	12.34	8.12	11.53	10.17	10.44
Memo: Transferred out						



COUNTY OF SIERRA  
STATE OF CALIFORNIA

FISCAL YEAR 2019-20

Budget Name  
Function  
Activity  
Fund  
Budget Unit

BEHAVIORAL HEALTH  
Health & Sanitation  
Health  
Human Services  
0515670

FINANCING USES CLASSIFICATION (1)	2016-17 ACTUAL (2)	2017-18 ACTUAL (3)	2018-19 ACTUAL (4)	2018-19 ADOPTED (7)	2019-20 PRELIMINARY (6)	2019-20 ADOPTED (7)
<b>Salaries &amp; Employee Benefits</b>						
5000 Regular Salaries	676,775	759,398	822,319	839,270	1,142,850	1,160,653
5001 Extra Help	57,097	42,591	40,018	0	22,160	63,590
5002 Overtime	0	2,688	1,554	3,000	3,000	8,400
5004 Retirement	216,504	252,026	285,339	277,156	362,224	367,839
5007 Benefits	222,582	253,712	265,684	263,048	352,423	352,098
<b>Total Salaries &amp; Benefits</b>	<b>1,172,958</b>	<b>1,310,414</b>	<b>1,414,914</b>	<b>1,382,474</b>	<b>1,882,658</b>	<b>1,952,580</b>
<b>Services &amp; Supplies</b>						
5106 Insurance	18,563	17,447	10,953	10,953	19,917	19,917
5120 Communications	19,034	19,311	17,989	26,626	26,626	18,176
5240 Maintenance Equipment	16,773	17,508	16,809	420	420	8,500 *
5245 Maintenance Building	15,114	7,454	8,544	5,706	5,706	7,634
5150 Memberships	7,299	7,299	12,501	9,488	9,488	16,100
5160 Office Expense	45,362	18,548	33,995	23,047	23,047	15,550
5165 Professional & Specialized	560,587	539,554	531,186	1,128,150	561,378	934,844
5166 A87 Costs	37,386	125,902	145,331	145,331	147,881	147,881
5387 Full Service Partnership	133,200	154,567	180,138	250,000	250,000	
5174 Publications & Legal Notices	1,329	1,121	1,963	1,500	1,500	1,500
5175 Rents & Leases Equipment	4,778	3,979	4,298	4,052	4,052	4,052 **
5180 Rents Building	8,690	14,390	22,869	20,959	20,959	20,959
5187 Special Dept Expense	128,784	93,909	36,062	421,631	330,442	5,000
5502 Transportation & Travel	1,101	33,134	41,268	51,333	51,333	45,220
5238 Utilities LP Gas	5,113	4,454	6,253	5,573	6,030	6,000
6127 Employment Services						
5195 Utilities Electricity	10,002	8,671	9,585	10,450	10,450	9,250
<b>Total Services &amp; Supplies</b>	<b>1,013,115</b>	<b>1,067,248</b>	<b>1,079,743</b>	<b>2,115,219</b>	<b>1,469,229</b>	<b>1,260,583</b>
<b>Fixed Assets</b>						
6228 Equipment	13,220	13,161	14,194	14,194		
6229 Vehicles	0	0	0			
6226 Building	0	12,519	11,292	640,000	600,000	600,000
<b>Total Fixed Assets</b>	<b>13,220</b>	<b>25,680</b>	<b>25,486</b>	<b>654,194</b>	<b>600,000</b>	<b>600,000</b>
<b>BUDGET UNIT TOTAL</b>	<b>2,199,293</b>	<b>2,403,342</b>	<b>2,520,143</b>	<b>4,151,887</b>	<b>3,951,887</b>	<b>3,813,163</b>
Number of Personnel Budgeted	16.00	17.33	10.59	13.52	18.33	19.49
* Memberships: CMIH						
** one time building maintenance \$20k						

STATE CONTROLLER  
COUNTY BUDGET ACT

COUNTY OF SIERRA  
STATE OF CALIFORNIA  
FISCAL YEAR 2019-20

BUDGET UNIT DETAIL

Budget Name  
Function  
Activity  
Fund  
Budget Unit

SCHEDULE 9

**SOCIAL SERVICES ADMIN**  
Public Assistance  
Public Assistance  
**Human Services**  
**0515800**

FINANCING USES CLASSIFICATION	2016-17 ACTUAL	2017-18 ACTUAL	2018-19 ACTUAL	2018-19 ADOPTED	2019-20 PRELIMINARY	2019-20 ADOPTED
(1)	(2)	(3)	(4)	(7)	(6)	(7)
<b>Salaries &amp; Employee Benefits</b>						
5000 Regular Salaries	621,269	636,507	719,157	692,740	836,679	807,394
5001 Extra Help	38,812	22,023	24,353	25,000	25,000	25,000
5002 Overtime	1,156	3,004	38	20,000	20,000	20,000
5004 Retirement	219,236	210,584	240,122	240,163	282,526	272,813
5007 Benefits	266,386	333,233	347,624	356,545	368,825	361,062
<b>Total Salaries &amp; Benefits</b>	<b>1,146,858</b>	<b>1,205,351</b>	<b>1,331,295</b>	<b>1,334,448</b>	<b>1,533,031</b>	<b>1,486,270</b>
<b>Services &amp; Supplies</b>						
5106 Insurance	23,416	174,898	161,358	161,358	40,320	40,320
5120 Communications	125,281	102,957	160,875	167,911	167,911	167,911
5240 Maintenance Equipment	11,121	9,011	14,088	2,000	2,000	2,000 CWDA
5245 Maintenance Building	2,289	3,807	2,699	4,642	4,642	4,642
5150 Memberships	16,975	18,311	18,987	19,215	19,215	19,215
5160 Office Expense	34,004	22,647	31,647	56,920	56,920	56,920
5165 Professional & Specialized	48,074	11,055	13,036	24,448	24,447	24,447
5166 A87 Costs	73,790	94,300	146,757	146,757	211,011	211,011
5174 Publications & Legal Notices	964	1,772	410	2,000	2,000	2,000
5175 Rents & Leases Equipment	2,052	1,586	1,976	1,876	1,876	1,876
5180 Rents Building	7,546	6,701	3,740	3,840	3,840	3,840
5187 Special Dept Expense	34,174	78,567	17,876	0	0	0
5502 Transportation & Travel	1,130	7,747	5,625	21,500	21,500	21,500
5238 Utilities LP Gas	3,180	3,132	3,458	3,685	4,037	4,037
6127 Employment Services						
5195 Utilities Electricity	9,080	9,483	7,887	8,875	8,875	8,875
<b>Total Services &amp; Supplies</b>	<b>393,076</b>	<b>545,972</b>	<b>590,419</b>	<b>625,026</b>	<b>568,594</b>	<b>568,594</b>
<b>Other Services</b>						
6022 Federal Adoption Assistance	0	0	0			
6123 Social Services Direct	174,179	138,419	169,835	235,065	235,065	235,065
6127 Employment Services	44,511	45,504	41,170	100,440	67,404	67,404
6100 Eligibility & Non Svcs Direct	26,769	14,253	14,723	39,000	39,000	39,000
6110 Staff Development	35,195	29,453	19,125	38,250	38,250	38,250
6119 Child Care	35,156	11,489	445	23,000	23,000	23,000
6121 In-Home Supportive Services	134,216	124,333	99,735			
6815 CALWORKS AF- FEDERAL	0	0	0			
6117 ARRA	0	0	0			
<b>Total Other Services</b>	<b>450,026</b>	<b>363,452</b>	<b>345,033</b>	<b>435,755</b>	<b>402,719</b>	<b>402,719</b>
<b>Fixed Assets</b>						
6228 Equipment	15,909	126,220	12,708	12,708		
6229 Vehicles	0	0	0			35,000
6226 Building & Land	0	8,373	103,518	100,000		
<b>Total Fixed Assets</b>	<b>15,909</b>	<b>134,592</b>	<b>116,226</b>	<b>112,708</b>	<b>0</b>	<b>35,000</b>
<b>BUDGET UNIT TOTAL</b>	<b>2,005,870</b>	<b>2,249,367</b>	<b>2,382,972</b>	<b>2,507,937</b>	<b>2,504,344</b>	<b>2,492,582</b>
Number of Personnel Budgeted	16.34	14.01	16.34	14.20	14.36	13.91

\*

COUNTY OF SIERRA  
STATE OF CALIFORNIA  
FISCAL YEAR 2019-20

Budget Name  
Function  
Activity  
Fund  
Budget Unit

**SOCIAL SERVICES ASSISTANCE**  
Public Assistance  
Public Assistance  
**Human Services**  
**0515810**

FINANCING USES CLASSIFICATION (1)	2016-17 ACTUAL (2)	2017-18 ACTUAL (3)	2018-19 ACTUAL (4)	2018-19 ADOPTED (7)	2019-20 PRELIMINARY (6)	2019-20 ADOPTED (7)
---	--------------------------	--------------------------	--------------------------	---------------------------	-------------------------------	---------------------------

**Salaries & Employee Benefits**

5000 Regular Salaries						
5001 Extra Help						
5002 Overtime						
5007 Benefits						
<b>Total Salaries &amp; Benefits</b>	<b>0</b>	<b>0</b>	<b>0</b>	<b>0</b>	<b>0</b>	<b>0</b>

**Services & Supplies**

5155 MISCELLANEOUS EXPENSE	0	0	96		0	0
6814 Mixed Cases	2,010	2,345	0		2,500	2,500
6815 TANF - FG	134,541	93,755	66,962	216,552	137,879	41,773
6816 TANF- U	8,423	11,453	9,605	36,025	15,000	15,000
6817 Adoption Fed	22,335	20,004	15,978	52,600	26,000	26,000
6818 Foster Care Fed	65,672	122,752	148,716	236,000	175,000	135,371
6819 Foster Care Non Fed	30,812	0	0			
6820 TANF - U State	0	0	0			
6821 TANF - RCA	0	0	0			
6822 Fed Adoption	0	0	0			
6825 TANF - U State Only	0	0	0			
6835 TANF - FG Exempt Map	0	0	0			
6836 TANF - U Exempt Map	0	0	0			
6837 TANF - FC (Fed)	0	0	0			
6100 Eligibility & Non-Svcs Direct	0	0	0			
6117 FEMA	3,142	1,857	9,573		8,000	8,000
6120 General Relief	21,202	(6,720)	8,890	40,000	15,000	15,000
6125 WINS-SUAS BENEFITS	730	2,038	1,620		3,000	3,000
6135 Cal Works Legal Immigrant	0	0	0			
<b>Total Services &amp; Supplies</b>	<b>288,867</b>	<b>247,485</b>	<b>261,440</b>	<b>581,177</b>	<b>382,379</b>	<b>246,644</b>

**Fixed Assets**

6228 Equipment	0		0			
<b>Total Fixed Assets</b>	<b>0</b>	<b>0</b>	<b>0</b>	<b>0</b>	<b>0</b>	<b>0</b>

<b>BUDGET UNIT TOTAL</b>	<b>288,867</b>	<b>247,485</b>	<b>261,440</b>	<b>581,177</b>	<b>382,379</b>	<b>246,644</b>
--------------------------	----------------	----------------	----------------	----------------	----------------	----------------

COUNTY OF SIERRA  
STATE OF CALIFORNIA  
FISCAL YEAR 2019-20

Budget Name  
Function  
Activity  
Fund  
Budget Unit  
**FISH & GAME COMMISSION**  
Public Protection  
Other Protection  
**071 Fish & Game**  
**0713001**

FINANCING USES CLASSIFICATION (1)	2016-17 ACTUAL (2)	2017-18 ACTUAL (3)	2018-19 ACTUAL (4)	2018-19 ADOPTED (7)	2019-20 PRELIMINARY (6)	2019-20 ADOPTED (7)
<b>Salaries &amp; Employee Benefits</b>						
5000 Regular Salaries						
5001 Extra Help						
5002 Overtime						
5007 Benefits						
<b>Total Salaries &amp; Benefits</b>	<b>0</b>	<b>0</b>	<b>0</b>	<b>0</b>	<b>0</b>	<b>0</b>
<b>Services &amp; Supplies</b>						
5106 Insurance	0	0	0			
5120 Communications	0	0	0			
5145 Maintenance Building	0	0	0			
5160 Office Expense	0	0	0			
5165 Professional & Specialized	0	0	0			
5166 A87 Costs	(363)	(204)	0	91	129	129
5174 Publications & Legal Notices	0	0	0			
5177 Treasures Fees	0	0	0			
5180 Rents Building	0	0	0			
5187 Special Dept Expense	2,799	2,824	0	5,968	5,930	5,930
5502 Transportation & Travel	0	0	0			
Other	0	0	0			
<b>Total Services &amp; Supplies</b>	<b>2,436</b>	<b>2,620</b>	<b>0</b>	<b>6,059</b>	<b>6,059</b>	<b>6,059</b>
<b>Fixed Assets</b>						
6228 Equipment	0	0	0			
<b>Total Fixed Assets</b>	<b>0</b>	<b>0</b>	<b>0</b>	<b>0</b>	<b>0</b>	<b>0</b>
<b>BUDGET UNIT TOTAL</b>	<b>2,436</b>	<b>2,620</b>	<b>0</b>	<b>6,059</b>	<b>6,059</b>	<b>6,059</b>

STATE CONTROLLER  
COUNTY BUDGET ACT

BUDGET UNIT DETAIL

SCHEDULE 9

COUNTY OF SIERRA  
STATE OF CALIFORNIA  
FISCAL YEAR 2019-20

Budget Name  
Function  
Activity  
Fund  
Budget Unit  
**PREDATOR CONTROL**  
Public Protection  
Other Protection  
**077 Predator Control**  
**0773005**

FINANCING USES CLASSIFICATION (1)	2016-17 ACTUAL (2)	2017-18 ACTUAL (3)	2018-19 ACTUAL (4)	2018-19 ADOPTED (7)	2019-20 PRELIMINARY (6)	2019-20 ADOPTED (7)
<b>Salaries &amp; Employee Benefits</b>						
5000 Regular Salaries			0			
5001 Extra Help			0			
5002 Overtime			0			
5007 Benefits			0			
<b>Total Salaries &amp; Benefits</b>	<b>0</b>	<b>0</b>	<b>0</b>	<b>0</b>	<b>0</b>	<b>0</b>
<b>Services &amp; Supplies</b>						
5106 Insurance	0	0	0			
5120 Communications	0	0	0			
5140 Maintenance Equipment	0	0	0			
5145 Maintenance Building	0	0	0			
5150 Memberships	0	0	0			
5160 Office Expense	0	0	0			
5165 Professional & Specialized	0	0	0			
5166 A87 Costs	0	0	0			
5174 Publications & Legal Notices	0	0	0			
5175 Rents & Leases Equipment	0	0	0			
5180 Rents Building	0	0	0			
5187 Special Dept Expense	0	0	0	875	875	875
5502 Transportation & Travel	0	0	0			
Other	0	0	0	0	0	
<b>Total Services &amp; Supplies</b>	<b>0</b>	<b>0</b>	<b>0</b>	<b>875</b>	<b>875</b>	<b>875</b>
<b>Fixed Assets</b>						
6228 Equipment	0	0	0			
<b>Total Fixed Assets</b>	<b>0</b>	<b>0</b>	<b>0</b>	<b>0</b>	<b>0</b>	<b>0</b>
<b>BUDGET UNIT TOTAL</b>	<b>0</b>	<b>0</b>	<b>0</b>	<b>101</b>	<b>875</b>	<b>875</b>

STATE CONTROLLER  
COUNTY BUDGET ACT

BUDGET UNIT DETAIL

SCHEDULE 9

COUNTY OF SIERRA  
STATE OF CALIFORNIA  
FISCAL YEAR 2019-20

Budget Name  
Function  
Activity  
Fund  
Budget Unit

**CAPITAL PROJECTS**  
Public ways and facilities  
Capital Projects  
**1000000 Capital Improvements**  
**1001001**

FINANCING USES CLASSIFICATION (1)	2016-17 ACTUAL (2)	2017-18 ACTUAL (3)	2018-19 ACTUAL (4)	2017-18 ADOPTED (7)	2019-20 PRELIMINARY (6)	2019-20 ADOPTED (7)
<b>Salaries &amp; Employee Benefits</b>						
5000 Regular Salaries			0			
5001 Extra Help			0			
5002 Overtime			0			
5007 Benefits			0			
<b>Total Salaries &amp; Benefits</b>	<b>0</b>	<b>0</b>	<b>0</b>	<b>0</b>	<b>0</b>	<b>0</b>
<b>Fixed Assets</b>						
6826	0	0	0			
6826	0	0	0			
6826	0	0	0			
6826	0	0	0			
6826	0	0	0			
6826	0	0	0			
6826 Professional & Specialized	0	0	0			
6826	0	0	0			
6826 Publications & Legal Notices	0	0	0			
6826 Rents & Leases Equipment	0	0	0			
6826 building materials	0	0	0			
6826 Special Dept Expense	0	0	0			
6826 Transportation & Travel	0	0	0			
6826 Other	0	0	0			
<b>Total Fixed Assets</b>	<b>0</b>	<b>0</b>	<b>0</b>	<b>0</b>	<b>0</b>	<b>0</b>
<b>BUDGET UNIT TOTAL</b>	<b>0</b>	<b>0</b>	<b>0</b>	<b>0</b>	<b>0</b>	<b>0</b>

COUNTY OF SIERRA  
STATE OF CALIFORNIA  
FISCAL YEAR 2019-20

Budget Name  
Function  
Activity  
Fund  
Budget Unit  
**PARKS AND RECREATION**  
Recreation  
Recreation  
**208 Parks & Recreation**  
2083030

FINANCING USES CLASSIFICATION (1)	2016-17 ACTUAL (2)	2017-18 ACTUAL (3)	2018-19 ACTUAL (4)	2018-19 ADOPTED (7)	2019-20 PRELIMINARY (6)	2019-20 ADOPTED (7)
<b>Salaries &amp; Employee Benefits</b>						
5000 Regular Salaries	12,811	16,254	18,643	22,336	24,512	24,691
5001 Extra Help	5,621	7,462	7,470	30,225	30,225	30,225
5002 Overtime	0	0	0			
5004 Retirement	3,165	3,734	4,649	4,754	5,479	5,494
5007 Benefits	6,966	8,339	8,703	11,094	11,315	11,916
<b>Total Salaries &amp; Benefits</b>	<b>28,563</b>	<b>35,790</b>	<b>39,464</b>	<b>68,409</b>	<b>71,532</b>	<b>72,326</b>
<b>Services &amp; Supplies</b>						
5106 Insurance	3,797	2,306	2,273	2,273	7,290	7,290
5120 Communications	0	0	0			
5140 Maintenance Equipment	0	0	0			
5145 Maintenance Building	0	0	0	10,000		11,142
5168 Admin DPW	10,281	8,979	11,875	11,756	11,756	11,480
5160 Office Expense	4,301	57	0			
5165 Professional & Specialized	0	2,363	0	3,888	3,888	2,000
5166 A87 Costs	4,326	10,564	8,779	8,779	6,925	6,925
5180 Rents Building	12,000	12,000	12,000	12,000	11,999	12,000 **
7041 Restroom Maintenance	13,184	14,192	20,380	13,179	13,179	13,179
5187 Special Dept Expense	424	1,843	461	10,000	10,000	60,000 *
6091 Projects - ASI	0	0	0	18,000	18,000	18,000 *
7019 Sierraville School	17,026	13,737	15,890	10,000	10,000	10,000
7004 Parks	22,810	44,406	30,299	46,000	31,256	46,000 ***
7017 OHV Snow Grooming	94,252	42,912	135,207	118,500	118,500	178,500
<b>Total Services &amp; Supplies</b>	<b>182,401</b>	<b>153,359</b>	<b>237,164</b>	<b>264,375</b>	<b>242,793</b>	<b>376,516</b>
<b>Fixed Assets</b>						
6226 Bassett's Bathroom	0	0	71,666	71,667		
	0	0	0			
	0	0	0			
	0	0	0			
	0	0	0			
<b>Total Fixed Assets</b>	<b>0</b>	<b>0</b>	<b>71,666</b>	<b>71,667</b>	<b>0</b>	<b>0</b>
<b>BUDGET UNIT TOTAL</b>	<b>210,964</b>	<b>189,149</b>	<b>348,294</b>	<b>339,383</b>	<b>314,325</b>	<b>448,843</b>

Number of Personnel Budgeted 0.5 0.3 0.58 0.58 0.58

\* \$10k Tree Mortality Grant, \$18k AIS II Grant  
 \*\* Post Office pass thru to CIA  
 \*\*\* \$ 15k Water at Kentucky Mine, \$5k Solid Waste, \$26k DV Comm. Hall

STATE CONTROLLER  
COUNTY BUDGET ACT

BUDGET UNIT DETAIL

SCHEDULE 9

COUNTY OF SIERRA  
STATE OF CALIFORNIA  
FISCAL YEAR 2019-20

Budget Name  
Function  
Activity  
Fund  
Budget Unit

**PENSION BOND**  
Debt Service  
Debt Service  
**600**  
6003090

FINANCING USES CLASSIFICATION (1)	2016-17 ACTUAL (2)	2017-18 ACTUAL (3)	2018-19 ACTUAL (4)	2017-18 ADOPTED (7)	2019-20 PRELIMINARY (6)	2019-20 ADOPTED (7)
<b>Other</b>						
5310 Interest on Debt	140,267	119,697	97,562	97,888	74,244	74,244
5312 Principle Payment	437,000	468,000	504,000	504,000	543,000	543,000
Bond Costs	795	795	795	1,545	1,545	1,545
<b>Total Other</b>	<b>578,062</b>	<b>588,492</b>	<b>602,357</b>	<b>589,398</b>	<b>618,789</b>	<b>618,789</b>
<b>7600 Transfers Out</b>	<b>0</b>	<b>0</b>	<b>0</b>		<b>0</b>	
<b>BUDGET UNIT TOTAL</b>	<b>578,062</b>	<b>588,492</b>	<b>602,357</b>	<b>589,398</b>	<b>618,789</b>	<b>618,789</b>

Number of Personnel Budgeted



STATE CONTROLLER  
COUNTY BUDGET ACT

BUDGET UNIT DETAIL

SCHEDULE 9

COUNTY OF SIERRA  
STATE OF CALIFORNIA  
FISCAL YEAR 2019-20

Budget Name  
Function  
Activity  
Fund  
Budget Unit

Realignment Protective Srvs Sub Acct.  
Public Assistance  
Public Assistance  
**800**  
8000000

FINANCING USES CLASSIFICATION (1)	2016-17 ACTUAL (2)	2017-18 ACTUAL (3)	2018-19 ACTUAL (4)	2017-18 ADOPTED (7)	2019-20 PRELIMINARY (6)	2019-20 ADOPTED (7)
<b>Services &amp; Supplies</b>						
5106 Insurance	0	0	0			
5120 Communications	0	0	0			
5140 Maintenance Equipment	0	0	0			
5145 Maintenance Building	0	0	0			
5177 Treasurers Fees	0	0	0			
5160 Office Expense	0	0	0			
5165 Professional & Specialized	0	0	0			
5166 A87 Costs	0	0	0			
5180 Rents Building	0	0	0			
5187 Restroom Maintenance	0	0	0			
5187 Special Dept Expense	0	0	0			
Other	0	0	0			
<b>Total Services &amp; Supplies</b>	<b>0</b>	<b>0</b>	<b>0</b>	<b>0</b>	<b>0</b>	<b>0</b>
<b>Fixed Assets</b>						
6228 Equipment	0	0	0			
<b>Total Fixed Assets</b>	<b>0</b>	<b>0</b>	<b>0</b>	<b>0</b>	<b>0</b>	<b>0</b>
<b>BUDGET UNIT TOTAL</b>	<b>0</b>	<b>0</b>	<b>0</b>	<b>0</b>	<b>0</b>	<b>0</b>
memo:		Transfers Out				

STATE CONTROLLER  
COUNTY BUDGET ACT

BUDGET UNIT DETAIL

SCHEDULE 9

COUNTY OF SIERRA  
STATE OF CALIFORNIA  
FISCAL YEAR 2019-20

Budget Name  
Function  
Activity  
Fund  
Budget Unit

Realignment Protective Srvs Sub Acct.  
Public Assistance  
Public Assistance  
812  
8120000

FINANCING USES CLASSIFICATION (1)	2016-17 ACTUAL (2)	2017-18 ACTUAL (3)	2018-19 ACTUAL (4)	2017-18 ADOPTED (7)	2019-20 PRELIMINARY (6)	2019-20 ADOPTED (7)
<b>Services &amp; Supplies</b>						
5106 Insurance	0	0	0			
5120 Communications	0	0	0			
5140 Maintenance Equipment	0	0	0			
5145 Maintenance Building	0	0	0			
5177 Treasurers Fees	0	0	0			
5160 Office Expense	0	0	0			
5165 Professional & Specialized	0	0	0			
5166 A87 Costs	0	0	0			
5180 Rents Building	0	0	0			
5187 Restroom Maintenance	0	0	0			
5187 Special Dept Expense	0	0	0	8,434	8,434	8,434
Other	0	0	0	76,883	76,883	76,883
<b>Total Services &amp; Supplies</b>	<b>0</b>	<b>0</b>	<b>0</b>	<b>85,317</b>	<b>85,317</b>	<b>85,317</b>
<b>Fixed Assets</b>						
6228 Equipment	0	0	0			
<b>Total Fixed Assets</b>	<b>0</b>	<b>0</b>	<b>0</b>	<b>0</b>	<b>0</b>	<b>0</b>
<b>BUDGET UNIT TOTAL</b>	<b>0</b>	<b>0</b>	<b>0</b>	<b>85,317</b>	<b>85,317</b>	<b>85,317</b>
memo:		Transfers Out	593,593	912,312	998,828	700,000

COUNTY OF SIERRA  
STATE OF CALIFORNIA  
FISCAL YEAR 2019-20

Budget Name  
Function  
Activity  
Fund  
Budget Unit

Realignment Behavioral Health  
Health & Sanitation  
Health  
812  
8121000

FINANCING USES CLASSIFICATION (1)	2016-17 ACTUAL (2)	2017-18 ACTUAL (3)	2018-19 ACTUAL (4)	2017-18 ADOPTED (7)	2019-20 PRELIMINARY (6)	2019-20 ADOPTED (7)
<b>Services &amp; Supplies</b>						
5106 Insurance	0	0	0	0	0	0
5120 Communications	0	0	0	0	0	0
5140 Maintenance Equipment	0	0	0	0	0	0
5145 Maintenance Building	0	0	0	0	0	0
5177 Treasurers Fees	0	0	0	0	0	0
5160 Office Expense	0	0	0	0	0	0
5165 Professional & Specialized	0	0	0	0	0	0
5166 A87 Costs	0	0	0	0	0	0
5180 Rents Building	0	0	0	0	0	0
5187 Special Dept Expense	0	0	0	0	0	0
Other	0	0	0	0	0	0
<b>Total Services &amp; Supplies</b>	<b>0</b>	<b>0</b>	<b>0</b>	<b>0</b>	<b>0</b>	<b>0</b>
<b>Fixed Assets</b>						
6228 Equipment	0	0	0	0	0	0
<b>Total Fixed Assets</b>	<b>0</b>	<b>0</b>	<b>0</b>	<b>0</b>	<b>0</b>	<b>0</b>
<b>BUDGET UNIT TOTAL</b>	<b>0</b>	<b>0</b>	<b>0</b>	<b>0</b>	<b>0</b>	<b>0</b>
memo:		Transfers Out	265,087	344,597	250,000	250,000

STATE CONTROLLER  
COUNTY BUDGET ACT

BUDGET UNIT DETAIL

SCHEDULE 9

COUNTY OF SIERRA  
STATE OF CALIFORNIA  
FISCAL YEAR 2019-20

Budget Name  
Function  
Activity  
Fund  
Budget Unit

Comm. Corrections Performance Incen  
Public Protection  
Detention & Corrections  
813  
8130000

FINANCING USES CLASSIFICATION (1)	2016-17 ACTUAL (2)	2017-18 ACTUAL (3)	2018-19 ACTUAL (4)	2017-18 ADOPTED (7)	2019-20 PRELIMINARY (6)	2019-20 ADOPTED (7)
<b>Services &amp; Supplies</b>						
5106 Insurance	0	0	0			
5120 Communications	3,001	0	19			
5140 Maintenance Equipment	0	0	0			
5145 Maintenance Building	0	0	0			
5177 Treasurers Fees	0	0	0			
5160 Office Expense	0	0	0			
5165 Professional & Specialized	16,231	3,379	24,741			
5166 A87 Costs	0	0	0			
5180 Rents Building	0	0	0			
5187 Special Dept Expense	3,260	3,850	5,649	80,000	49,100	49,100
Other	0	0	0			
<b>Total Services &amp; Supplies</b>	<b>22,492</b>	<b>7,229</b>	<b>30,409</b>	<b>80,000</b>	<b>49,100</b>	<b>49,100</b>
<b>Fixed Assets</b>						
6228 Equipment	0	0	0			10,650
<b>Total Fixed Assets</b>	<b>0</b>	<b>0</b>	<b>0</b>	<b>0</b>	<b>0</b>	<b>10,650</b>
<b>BUDGET UNIT TOTAL</b>	<b>22,492</b>	<b>7,229</b>	<b>30,409</b>	<b>80,000</b>	<b>49,100</b>	<b>59,750</b>
memo:		Transferees Out		<b>45,000</b>	182,000	182,000

STATE CONTROLLER  
COUNTY BUDGET ACT

BUDGET UNIT DETAIL

SCHEDULE 9

COUNTY OF SIERRA  
STATE OF CALIFORNIA  
FISCAL YEAR 2019-20

Budget Name  
Function  
Activity  
Fund  
Budget Unit  
  
Community Corrections Sub Acct.  
Public Protection  
Detention & Corrections  
813  
8131000

FINANCING USES CLASSIFICATION (1)	2016-17 ACTUAL (2)	2017-18 ACTUAL (3)	2018-19 ACTUAL (4)	2017-18 ADOPTED (7)	2019-20 PRELIMINARY (6)	2019-20 ADOPTED (7)
<b>Services &amp; Supplies</b>						
5106 Insurance	0	0	0	0	0	0
5120 Communications	2,001	0	0	667		
5140 Maintenance Equipment	0	0	0	0	0	
5145 Maintenance Building	0	0	0	0	0	
5177 Treasurers Fees	0	0	0	0	0	
5160 Office Expense	0	0	0	0	0	
5165 Professional & Specialized	23,847	21,885	4,448			
5166 A87 Costs	0	0	0	0	0	
5180 Rents Building	0	0	0	0	0	
	0	0	0			
5187 Special Dept Expense	0	738	0	128,000	9,700	9,700
Other	0	0	0	0	0	
<b>Total Services &amp; Supplies</b>	<b>25,848</b>	<b>22,623</b>	<b>4,448</b>	<b>128,667</b>	<b>9,700</b>	<b>9,700</b>
<b>Fixed Assets</b>						
6228 Equipment	0	0	0			10,650
<b>Total Fixed Assets</b>	<b>0</b>	<b>0</b>	<b>0</b>	<b>0</b>	<b>0</b>	<b>10,650</b>
<b>BUDGET UNIT TOTAL</b>	<b>25,848</b>	<b>22,623</b>	<b>4,448</b>	<b>128,667</b>	<b>9,700</b>	<b>20,350</b>
memo:		Transferees Out		<b>328,000</b>	376,636	376,636

STATE CONTROLLER  
COUNTY BUDGET ACT

BUDGET UNIT DETAIL

SCHEDULE 9

COUNTY OF SIERRA  
STATE OF CALIFORNIA  
FISCAL YEAR 2019-20

Budget Name  
Function  
Activity  
Fund  
Budget Unit  
Comm. Corrections Admin. Advice  
Public Protection  
Detention & Corrections  
813  
8131010

FINANCING USES CLASSIFICATION (1)	2016-17 ACTUAL (2)	2017-18 ACTUAL (3)	2018-19 ACTUAL (4)	2017-18 ADOPTED (7)	2019-20 PRELIMINARY (6)	2019-20 ADOPTED (7)
<b>Services &amp; Supplies</b>						
5106 Insurance	0	4,300	12,900			
5120 Communications	0	0	6		1,287	1,288
5140 Maintenance Equipment	0	0	0			
5145 Maintenance Building	0	0	0			
5177 Treasurers Fees	0	0	0			
5160 Office Expense	180	2,500	1,889			
5165 Professional & Specialized	4,494	31,310	4,810			
5166 A87 Costs	0	0	0			
5180 Rents Building	0	0	0			
	0	0	0			
5187 Special Dept Expense	0	306	0	205,000	45,495	45,495
Other	0	0	0			
<b>Total Services &amp; Supplies</b>	<b>4,674</b>	<b>38,416</b>	<b>19,605</b>	<b>205,000</b>	<b>46,782</b>	<b>46,783</b>
<b>Fixed Assets</b>						
6228 Equipment	0	0	0			
6229 Vehicle	0	0	0		100,000	100,000
<b>Total Fixed Assets</b>	<b>0</b>	<b>0</b>	<b>0</b>	<b>0</b>	<b>100,000</b>	<b>100,000</b>
<b>BUDGET UNIT TOTAL</b>	<b>4,674</b>	<b>38,416</b>	<b>19,605</b>	<b>205,000</b>	<b>146,782</b>	<b>146,783</b>
<b>memo:</b>				<b>0</b>	<b>0</b>	<b>0</b>
* Probation Computer sysatem & Jail Transport		Transferes Out				

STATE CONTROLLER  
COUNTY BUDGET ACT

BUDGET UNIT DETAIL

SCHEDULE 9

COUNTY OF SIERRA  
STATE OF CALIFORNIA  
FISCAL YEAR 2019-20

Budget Name  
Function  
Activity  
Fund  
Budget Unit

**Trial Court Security**  
Public Protection  
Public Protection  
**813**  
8132000

FINANCING USES CLASSIFICATION (1)	2016-17 ACTUAL (2)	2017-18 ACTUAL (3)	2018-19 ACTUAL (4)	2017-18 ADOPTED (7)	2019-20 PRELIMINARY (6)	2019-20 ADOPTED (7)
<b>Services &amp; Supplies</b>						
5106 Insurance	0	0	0	0	0	0
5120 Communications	0	0	0	0	0	0
5140 Maintenance Equipment	0	0	0	0	0	0
5145 Maintenance Building	0	0	0	0	0	0
5177 Treasurers Fees	0	0	0	0	0	0
5160 Office Expense	0	0	0	0	0	0
5165 Professional & Specialized	0	0	0	0	0	0
5166 A87 Costs	0	0	0	0	0	0
5180 Rents Building	0	0	0	0	0	0
5187 Special Dept Expense	0	0	0			
Other	0	0	0	0	0	0
<b>Total Services &amp; Supplies</b>	<b>0</b>	<b>0</b>	<b>0</b>	<b>0</b>	<b>0</b>	<b>0</b>
<b>Fixed Assets</b>						
6228 Equipment	0	0	0			
<b>Total Fixed Assets</b>	<b>0</b>	<b>0</b>	<b>0</b>	<b>0</b>	<b>0</b>	<b>0</b>
<b>BUDGET UNIT TOTAL</b>	<b>0</b>	<b>0</b>	<b>0</b>	<b>0</b>	<b>0</b>	<b>0</b>
memo:		Transferees Out		<b>24,300</b>	<b>24,300</b>	<b>24,300</b>

STATE CONTROLLER  
COUNTY BUDGET ACT

BUDGET UNIT DETAIL

SCHEDULE 9

COUNTY OF SIERRA  
STATE OF CALIFORNIA  
FISCAL YEAR 2019-20

Budget Name  
Function  
Activity  
Fund  
Budget Unit

Realignment D.A. & P.D.  
Public Protection  
Public Protection  
813  
8133000

FINANCING USES CLASSIFICATION (1)	2016-17 ACTUAL (2)	2017-18 ACTUAL (3)	2018-19 ACTUAL (4)	2017-18 ADOPTED (7)	2019-20 PRELIMINARY (6)	2019-20 ADOPTED (7)
<b>Services &amp; Supplies</b>						
5106 Insurance	0	0	0			
5120 Communications	0	0	0		1,287	1,287
5140 Maintenance Equipment	0	0	0			
5145 Maintenance Building	0	0	0			
5177 Treasurers Fees	0	0	0			
5155 Office Expense	0	0	0			
5165 Professional & Specialized	0	0	0			
5166 A87 Costs	0	0	0			
5180 Rents Building	0	0	0			
	0	0	0			
5187 Special Dept Expense	3,324	480	728	3,000		
Other	0	0	0			
<b>Total Services &amp; Supplies</b>	<b>3,324</b>	<b>480</b>	<b>728</b>	<b>3,000</b>	<b>1,287</b>	<b>1,287</b>
<b>Fixed Assets</b>						
6228 Equipment	0	0	0			
<b>Total Fixed Assets</b>	<b>0</b>	<b>0</b>	<b>0</b>	<b>0</b>	<b>0</b>	<b>0</b>
<b>BUDGET UNIT TOTAL</b>	<b>3,324</b>	<b>480</b>	<b>728</b>	<b>3,000</b>	<b>1,287</b>	<b>1,287</b>
memo:		Transferees Out		3,000	3,000	7,000



STATE CONTROLLER  
COUNTY BUDGET ACT

BUDGET UNIT DETAIL

SCHEDULE 9

COUNTY OF SIERRA  
STATE OF CALIFORNIA  
FISCAL YEAR 2019-20

Budget Name  
Function  
Activity  
Fund  
Budget Unit

**Juvinial Probation Camp Funding**  
Public Protection  
Detention & Corrections  
**813**  
8134000

FINANCING USES CLASSIFICATION (1)	2016-17 ACTUAL (2)	2017-18 ACTUAL (3)	2018-19 ACTUAL (4)	2017-18 ADOPTED (7)	2019-20 PRELIMINARY (6)	2019-20 ADOPTED (7)
<b>Services &amp; Supplies</b>						
5106 Insurance	0	0	0		0	
5120 Communications	0	0	0		0	
5240 Maintenance Equipment	0	0	0	2,000	2,000	2,000
5245 Maintenance Building	0	0	0	0	0	0
5177 Treasurers Fees	0	0	0	0	0	0
5160 Office Expense	0	0	0	0	0	0
5165 Professional & Specialized	0	0	0	3,500	3,500	3,500
5166 A87 Costs	0	0	0			
5180 Rents Building	0	0	0	6,000	6,000	6,000
5502 Travel	0	0	0	500	500	500
5187 Special Dept Expense	0	0	0	7,000	7,000	7,000
Other	0	0	0		0	0
<b>Total Services &amp; Supplies</b>	<b>0</b>	<b>0</b>	<b>0</b>	<b>19,000</b>	<b>19,000</b>	<b>19,000</b>
<b>Fixed Assets</b>						
6228 Equipment	0	0	0			
<b>Total Fixed Assets</b>	<b>0</b>	<b>0</b>	<b>0</b>	<b>0</b>	<b>0</b>	<b>0</b>
<b>BUDGET UNIT TOTAL</b>	<b>0</b>	<b>0</b>	<b>0</b>	<b>19,000</b>	<b>19,000</b>	<b>19,000</b>
memo:		Transferees Out				

STATE CONTROLLER  
COUNTY BUDGET ACT

BUDGET UNIT DETAIL

SCHEDULE 9

COUNTY OF SIERRA  
STATE OF CALIFORNIA  
FISCAL YEAR 2019-20

Budget Name  
Function  
Activity  
Fund  
Budget Unit

**YOBG Grant**  
Public Protection  
Detention & Corrections  
**813**  
8134100

FINANCING USES CLASSIFICATION (1)	2016-17 ACTUAL (2)	2017-18 ACTUAL (3)	2018-19 ACTUAL (4)	2017-18 ADOPTED (7)	2019-20 PRELIMINARY (6)	2019-20 ADOPTED (7)
<b>Services &amp; Supplies</b>						
5106 Insurance	0	0	0	0	0	0
5120 Communications	0	0	0	0	0	0
5140 Maintenance Equipment	0	0	0	0	0	0
5145 Maintenance Building	0	0	0	0	0	0
5177 Treasurers Fees	0	0	0	0	0	0
5160 Office Expense	0	0	0	0	0	0
5165 Professional & Specialized	0	0	0	0	0	0
5166 A87 Costs	0	0	0	0	0	0
5180 Rents Building	0	0	0	0	0	0
5187 Special Dept Expense	0	0	0	0	0	0
Other	0	0	0	0	0	0
<b>Total Services &amp; Supplies</b>	<b>0</b>	<b>0</b>	<b>0</b>	<b>0</b>	<b>0</b>	<b>0</b>
<b>Fixed Assets</b>						
6228 Equipment	0	0	0			
<b>Total Fixed Assets</b>	<b>0</b>	<b>0</b>	<b>0</b>	<b>0</b>	<b>0</b>	<b>0</b>
<b>BUDGET UNIT TOTAL</b>	<b>0</b>	<b>0</b>	<b>0</b>	<b>0</b>	<b>0</b>	<b>0</b>
memo:		Transfers Out		<b>130,000</b>	130,000	130,000

STATE CONTROLLER  
COUNTY BUDGET ACT

BUDGET UNIT DETAIL

SCHEDULE 9

COUNTY OF SIERRA  
STATE OF CALIFORNIA  
FISCAL YEAR 2019-20

Budget Name  
Function  
Activity  
Fund  
Budget Unit

**Mental Health Realignment**  
Health & Sanitation  
Health  
**Human Services**  
8150000

FINANCING USES CLASSIFICATION (1)	2016-17 ACTUAL (2)	2017-18 ACTUAL (3)	2018-19 ACTUAL (4)	2017-18 ADOPTED (7)	2019-20 PRELIMINARY (6)	2019-20 ADOPTED (7)
---	--------------------------	--------------------------	--------------------------	---------------------------	-------------------------------	---------------------------

**Services & Supplies**

5106 Insurance	0	0	0	0	0	0
5120 Communications	0	0	0	0	0	0
5140 Maintenance Equipment	0	0	0	0	0	0
5145 Maintenance Building	0	0	0	0	0	0
5177 Treasurers Fees	0	0	0	0	0	0
5160 Office Expense	0	0	0	0	0	0
5165 Professional & Specialized	0	0	0	0	0	0
5166 A87 Costs	0	0	0	0	0	0
5180 Rents Building	0	0	0	0	0	0
5187 Restroom Maintenance	0	0	0	0	0	0
5187 Special Dept Expense	0	0	0	0	0	0
Other	0	0	0	0	0	0
<b>Total Services &amp; Supplies</b>	<b>0</b>	<b>0</b>	<b>0</b>	<b>0</b>	<b>0</b>	<b>0</b>

**Fixed Assets**

6228 Equipment	0	0	0	0	0	0
<b>Total Fixed Assets</b>	<b>0</b>	<b>0</b>	<b>0</b>	<b>0</b>	<b>0</b>	<b>0</b>

**BUDGET UNIT TOTAL**

<b>0</b>	<b>0</b>	<b>0</b>	<b>0</b>	<b>0</b>	<b>0</b>	<b>0</b>
memo: Transfers Out				518,850	432,859	381,260

COUNTY OF SIERRA  
STATE OF CALIFORNIA  
FISCAL YEAR 2019-20

Budget Name  
Function  
Activity  
Fund  
Budget Unit

**Social Services Realignment**  
Public Assistance  
Public Assistance  
**Human Services**  
8160000

FINANCING USES CLASSIFICATION (1)	2016-17 ACTUAL (2)	2017-18 ACTUAL (3)	2018-19 ACTUAL (4)	2017-18 ADOPTED (7)	2019-20 PRELIMINARY (6)	2019-20 ADOPTED (7)
<b>Services &amp; Supplies</b>						
5106 Insurance	0	0	0			
5120 Communications	0	0	0			
5140 Maintenance Equipment	0	0	0			
5145 Maintenance Building	0	0	0			
5177 Memberships	0	0	0	6,813	6,813	
5160 Office Expense	0	0	0	0	0	0
5165 Professional & Specialized	0	0	0	0	0	0
5166 A87 Costs	0	0	0	0	0	0
Other	0	0	0			
<b>Total Services &amp; Supplies</b>	<b>0</b>	<b>0</b>	<b>0</b>	<b>6,813</b>	<b>6,813</b>	<b>0</b>
<b>Fixed Assets</b>						
6228 Equipment	0	0	0			
<b>Total Fixed Assets</b>	<b>0</b>	<b>0</b>	<b>0</b>	<b>0</b>	<b>0</b>	<b>0</b>
<b>BUDGET UNIT TOTAL</b>	<b>0</b>	<b>0</b>	<b>0</b>	<b>6,813</b>	<b>6,813</b>	<b>0</b>
* <b>Membership: CMSP</b>						
<b>memo: Transfers Out</b>				740,121	888,559	1,032,282

STATE CONTROLLER  
COUNTY BUDGET ACT

BUDGET UNIT DETAIL

SCHEDULE 9

COUNTY OF SIERRA  
STATE OF CALIFORNIA  
  
FISCAL YEAR 2019-20

Budget Name  
Function  
Activity  
Fund  
Budget Unit

**Health Realignment**  
Health & Sanitation  
Health  
**Human Services**  
8170000

FINANCING USES CLASSIFICATION (1)	2016-17 ACTUAL (2)	2017-18 ACTUAL (3)	2018-19 ACTUAL (4)	2017-18 ADOPTED (7)	2019-20 PRELIMINARY (6)	2019-20 ADOPTED (7)
<b>Services &amp; Supplies</b>						
5106 Insurance	0	0	0			
5120 Communications	0	0	0			
5140 Maintenance Equipment	0	0	0			
5145 Maintenance Building	0	0	0			
5177 Treasures Fees	0	0	0		0	
5160 Office Expense	0	0	0			
5165 Professional & Specialized	0	0	0			
5166 A87 Costs	0	0	0			
Other	0	0	0		0	
<b>Total Services &amp; Supplies</b>	<b>0</b>	<b>0</b>	<b>0</b>	<b>0</b>	<b>0</b>	<b>0</b>
<b>Fixed Assets</b>						
6228 Equipment	0	0	0			
<b>Total Fixed Assets</b>	<b>0</b>	<b>0</b>	<b>0</b>	<b>0</b>	<b>0</b>	<b>0</b>
<b>BUDGET UNIT TOTAL</b>	<b>0</b>	<b>0</b>	<b>0</b>	<b>0</b>	<b>0</b>	<b>0</b>

STATE CONTROLLER  
COUNTY BUDGET ACT

memo: Transeres Out

BUDGET UNIT DETAIL

588,784

451,082

450,000  
SCHEDULE 9

COUNTY OF SIERRA  
STATE OF CALIFORNIA

FISCAL YEAR 2019-20

Budget Name  
Function  
Activity  
Fund  
Budget Unit

DNA  
Public Protection  
Police Protection  
Law Enforcement  
8180000

FINANCING USES CLASSIFICATION (1)	2016-17 ACTUAL (2)	2017-18 ACTUAL (3)	2018-19 ACTUAL (4)	2017-18 ADOPTED (7)	2019-20 PRELIMINARY (6)	2019-20 ADOPTED (7)
<b>Services &amp; Supplies</b>						
5106 Insurance	0	0	0			
5120 Communications	0	0	0	0	0	0
5140 Maintenance Equipment	0	0	0	0	0	0
5145 Maintenance Building	0	0	0	0	0	0
5150 Memberships	0	0	0	0	0	0
5160 Office Expense	0	0	0	0	0	0
5165 Professional & Specialized	0	0	0	0	0	0
5166 A87 Costs	0	0	0	0	0	0
Other	65	0	0	1,650	1,650	1,650
<b>Total Services &amp; Supplies</b>	<b>65</b>	<b>0</b>	<b>0</b>	<b>1,650</b>	<b>1,650</b>	<b>1,650</b>
<b>Fixed Assets</b>						
6228 Equipment	0	0	0			
<b>Total Fixed Assets</b>	<b>0</b>	<b>0</b>	<b>0</b>	<b>0</b>	<b>0</b>	<b>0</b>
<b>BUDGET UNIT TOTAL</b>	<b>65</b>	<b>0</b>	<b>0</b>	<b>1,650</b>	<b>1,650</b>	<b>1,650</b>

COUNTY OF SIERRA  
STATE OF CALIFORNIA  
FISCAL YEAR 2019-20

Budget Name  
Function  
Activity  
Fund  
Budget Unit

Security Measures  
General  
Judicial/Other  
Special Revenue  
8211001

FINANCING USES CLASSIFICATION (1)	2016-17 ACTUAL (2)	2017-18 ACTUAL (3)	2018-19 ACTUAL (4)	2017-18 ADOPTED (7)	2019-20 PRELIMINARY (6)	2019-20 ADOPTED (7)
<b>Services &amp; Supplies</b>						
5106 Insurance	0	0	0			
5120 Communications	0	0	0	0	0	0
5140 Maintenance Equipment	0	0	0	0	0	0
5145 Maintenance Building	0	0	0	0	0	0
5150 Memberships	0	0	0	0	0	0
5160 Office Expense	0	0	0	0	0	0
5165 Professional & Specialized	0	0	0	0	0	0
5166 A87 Costs	0	0	0	0	0	0
Other	0	0	0		0	
<b>Total Services &amp; Supplies</b>	<b>0</b>	<b>0</b>	<b>0</b>	<b>0</b>	<b>0</b>	<b>0</b>
<b>Fixed Assets</b>						
6228 Equipment	0	0	0			
<b>Total Fixed Assets</b>	<b>0</b>	<b>0</b>	<b>0</b>	<b>0</b>	<b>0</b>	<b>0</b>
<b>BUDGET UNIT TOTAL</b>	<b>0</b>	<b>0</b>	<b>0</b>	<b>0</b>	<b>0</b>	<b>0</b>

COUNTY OF SIERRA  
STATE OF CALIFORNIA  
FISCAL YEAR 2019-20

Budget Name  
Function  
Activity  
Fund  
Budget Unit  
Micrographics Trust  
General  
Judicial/Other  
Special Revenue  
8211003

FINANCING USES CLASSIFICATION (1)	2016-17 ACTUAL (2)	2017-18 ACTUAL (3)	2018-19 ACTUAL (4)	2017-18 ADOPTED (7)	2019-20 PRELIMINARY (6)	2019-20 ADOPTED (7)
<b>Services &amp; Supplies</b>						
5106 Insurance	0	0	0			
5120 Communications	0	0	0	0	0	0
5140 Maintenance Equipment	0	0	0	0	0	0
5145 Maintenance Building	0	0	0	0	0	0
5150 Memberships	0	0	0	0	0	0
5160 Office Expense	0	1,051	14	0	355	355
5165 Professional & Specialized	0	0	0	0	0	0
5166 A87 Costs	0	0	0	0	0	0
Other	2,624	2,552	2,743	14,496	14,496	14,497
<b>Total Services &amp; Supplies</b>	<b>2,624</b>	<b>3,603</b>	<b>2,757</b>	<b>14,496</b>	<b>14,851</b>	<b>14,852</b>
<b>Fixed Assets</b>						
6228 Equipment	0	0	0			
<b>Total Fixed Assets</b>	<b>0</b>	<b>0</b>	<b>0</b>	<b>0</b>	<b>0</b>	<b>0</b>
<b>BUDGET UNIT TOTAL</b>	<b>2,624</b>	<b>3,603</b>	<b>2,757</b>	<b>14,496</b>	<b>14,851</b>	<b>14,852</b>
	<b>Transfers Out</b>			<b>3,000</b>	<b>3,000</b>	<b>3,000</b>



COUNTY OF SIERRA  
STATE OF CALIFORNIA  
FISCAL YEAR 2019-20

Budget Name  
Function  
Activity  
Fund  
Budget Unit

**Peace Officers Training**  
Police/Protection  
Police/Protection  
**Special Revenue**  
8211004

FINANCING USES CLASSIFICATION (1)	2016-17 ACTUAL (2)	2017-18 ACTUAL (3)	2018-19 ACTUAL (4)	2017-18 ADOPTED (7)	2019-20 PRELIMINARY (6)	2019-20 ADOPTED (7)
<b>Services &amp; Supplies</b>						
5106 Insurance	0	0	0			
5120 Communications	0	0	0	0	0	0
5140 Maintenance Equipment	0	0	0	0	0	0
5145 Maintenance Building	0	0	0	0	0	0
5150 Memberships	0	0	0	0	0	0
5160 Office Expense	0	0	0	0	0	0
5165 Professional & Specialized	0	0	0	0	0	0
5166 A87 Costs	0	0	0	0	0	0
Other	0	0	0	0	0	0
<b>Total Services &amp; Supplies</b>	<b>0</b>	<b>0</b>	<b>0</b>	<b>0</b>	<b>0</b>	<b>0</b>
<b>Fixed Assets</b>						
6228 Equipment	0	0				
<b>Total Fixed Assets</b>	<b>0</b>	<b>0</b>	<b>0</b>	<b>0</b>	<b>0</b>	<b>0</b>
<b>BUDGET UNIT TOTAL</b>	<b>0</b>	<b>0</b>	<b>0</b>	<b>0</b>	<b>0</b>	<b>0</b>

COUNTY OF SIERRA  
STATE OF CALIFORNIA  
FISCAL YEAR 2019-20

Budget Name  
Function  
Activity  
Fund  
Budget Unit

Recorder's Modernization Fund  
General  
Judicial/Other  
Special Revenue  
8211005

FINANCING USES CLASSIFICATION (1)	2016-17 ACTUAL (2)	2017-18 ACTUAL (3)	2018-19 ACTUAL (4)	2017-18 ADOPTED (7)	2019-20 PRELIMINARY (6)	2019-20 ADOPTED (7)
<b>Services &amp; Supplies</b>						
5106 Insurance	0	0	0			
5120 Communications	0	0	0	0	0	0
5140 Maintenance Equipment	0	0	0	0	0	0
5145 Maintenance Building	0	0	0	0	0	0
5150 Memberships	0	0	0	0	0	0
5160 Office Expense	531	0	5,407	454	454	455
5165 Professional & Specialized	0	0	0	0	0	0
5166 A87 Costs	0	0	0	0	0	0
Other	3,729	9,026	3,017	33,676	33,676	33,676
<b>Total Services &amp; Supplies</b>	<b>4,260</b>	<b>9,026</b>	<b>8,425</b>	<b>34,130</b>	<b>34,130</b>	<b>34,131</b>
<b>Fixed Assets</b>						
6228 Equipment	0	0				
<b>Total Fixed Assets</b>	<b>0</b>	<b>0</b>	<b>0</b>	<b>0</b>	<b>0</b>	<b>0</b>
<b>BUDGET UNIT TOTAL</b>	<b>4,260</b>	<b>9,026</b>	<b>8,425</b>	<b>34,130</b>	<b>34,130</b>	<b>34,131</b>
		Transferees		3,000	3,000	3,000

COUNTY OF SIERRA  
STATE OF CALIFORNIA  
FISCAL YEAR 2019-20

Budget Name  
Function  
Activity  
Fund  
Budget Unit

VITAL STATISTICS  
General  
Judicial/Other  
Special Revenues  
8211006

FINANCING USES CLASSIFICATION (1)	2016-17 ACTUAL (2)	2017-18 ACTUAL (3)	2018-19 ACTUAL (4)	2017-18 ADOPTED (7)	2019-20 PRELIMINARY (6)	2019-20 ADOPTED (7)
<b>Services &amp; Supplies</b>						
5106 Insurance	0	0	0	0	0	0
5120 Communications	0	0	0	0	0	0
5140 Maintenance Equipment	0	0	0	0	0	0
5145 Maintenance Building	0	0	0	0	0	0
5150 Memberships	0	0	0	0	0	0
5160 Office Expense	0	0	0		0	
5165 Professional & Specialized	0	0	0		0	
5166 A87 Costs	0	0	0		0	
5180 Rents Building	0	0	0		0	
Other	0		0	0		0
<b>Total Services &amp; Supplies</b>	<b>0</b>	<b>0</b>	<b>0</b>	<b>0</b>	<b>0</b>	<b>0</b>
<b>Fixed Assets</b>						
6228 Equipment	0	0				
<b>Total Fixed Assets</b>	<b>0</b>	<b>0</b>	<b>0</b>	<b>0</b>	<b>0</b>	<b>0</b>
<b>BUDGET UNIT TOTAL</b>	<b>0</b>	<b>0</b>	<b>0</b>	<b>0</b>	<b>0</b>	<b>0</b>

COUNTY OF SIERRA  
STATE OF CALIFORNIA  
FISCAL YEAR 2019-20

Budget Name  
Function  
Activity  
Fund  
Budget Unit

LABRITORY FEES - DRUG TESTING  
Public Protection  
Police Protection  
Special Revenue  
8267650

FINANCING USES CLASSIFICATION (1)	2016-17 ACTUAL (2)	2017-18 ACTUAL (3)	2018-19 ACTUAL (4)	2017-18 ADOPTED (7)	2019-20 PRELIMINARY (6)	2019-20 ADOPTED (7)
<b>Services &amp; Supplies</b>						
5106 Insurance	0	0	0	0	0	0
5120 Communications	0	0	0	0	0	0
5140 Maintenance Equipment	0	0	0	0	0	0
5145 Maintenance Building	0	0	0	0	0	0
5155 Misc.	466	592	595	0	0	0
5160 Office Expense	0	0	0	0	0	0
5165 Professional & Specialized	46	0	0	2,000	2,000	2,000
5166 A87 Costs	0	0	0	0	0	0
5180 Rents Building	0	0	0	0	0	0
Other	35	140	0	0	0	0
<b>Total Services &amp; Supplies</b>	<b>547</b>	<b>732</b>	<b>595</b>	<b>2,000</b>	<b>2,000</b>	<b>2,000</b>
<b>Fixed Assets</b>						
6228 Equipment	0	0	0	0	0	0
<b>Total Fixed Assets</b>	<b>0</b>	<b>0</b>	<b>0</b>	<b>0</b>	<b>0</b>	<b>0</b>
<b>BUDGET UNIT TOTAL</b>	<b>547</b>	<b>732</b>	<b>595</b>	<b>2,000</b>	<b>2,000</b>	<b>2,000</b>

COUNTY OF SIERRA  
STATE OF CALIFORNIA  
FISCAL YEAR 2019-20

Budget Name  
Function  
Activity  
Fund  
Budget Unit  
Alcohol Program Fines Trust  
Health  
Health  
Special Revenue  
8277670

FINANCING USES CLASSIFICATION (1)	2016-17 ACTUAL (2)	2017-18 ACTUAL (3)	2018-19 ACTUAL (4)	2017-18 ADOPTED (7)	2019-20 PRELIMINARY (6)	2019-20 ADOPTED (7)
<b>Services &amp; Supplies</b>						
5106 Insurance	0	0	0	0	0	0
5120 Communications	0	0	0	0	0	0
5177 Treasure's Fees	0	0	0			
5145 Maintenance Building	0	0	0	0	0	0
5150 Memberships	0	0	0	0	0	0
5160 Office Expense	0	0	0	0	0	0
5165 Professional & Specialized	0	0	0	0	0	0
5166 A87 Costs	0	0	0	0	0	0
5180 Rents Building	0	0	0	0	0	0
Other	0	0	0	0	0	0
<b>Total Services &amp; Supplies</b>	<b>0</b>	<b>0</b>	<b>0</b>	<b>0</b>	<b>0</b>	<b>0</b>
<b>Fixed Assets</b>						
6228 Equipment	0	0	0		0	
<b>Total Fixed Assets</b>	<b>0</b>	<b>0</b>	<b>0</b>	<b>0</b>	<b>0</b>	<b>0</b>
<b>BUDGET UNIT TOTAL</b>	<b>0</b>	<b>0</b>	<b>0</b>	<b>0</b>	<b>0</b>	<b>0</b>

COUNTY OF SIERRA  
STATE OF CALIFORNIA  
FISCAL YEAR 2019-20

Budget Name  
Function  
Activity  
Fund  
Budget Unit

**Automated Warrant System**  
Public Protection  
Police Protection  
**Special Revenue**  
8277680

FINANCING USES CLASSIFICATION (1)	2016-17 ACTUAL (2)	2017-18 ACTUAL (3)	2018-19 ACTUAL (4)	2017-18 ADOPTED (7)	2019-20 PRELIMINARY (6)	2019-20 ADOPTED (7)
<b>Services &amp; Supplies</b>						
5106 Insurance	0	0	0	0	0	0
5120 Communications	0	0	0	0	0	0
5177 Treasure's Fees	0	0	0	0	0	0
5145 Maintenance Building	0	0	0	0	0	0
5150 Memberships	0	0	0	0	0	0
5160 Office Expense	0	0	0	0	0	0
5165 Professional & Specialized	0	0	0	0	0	0
5166 A87 Costs	0	0	0	0	0	0
5180 Rents Building	0	0	0	0	0	0
Other	0	0	0	0	0	0
<b>Total Services &amp; Supplies</b>	<b>0</b>	<b>0</b>	<b>0</b>	<b>0</b>	<b>0</b>	<b>0</b>
<b>7600 Transfers Out</b>	<b>0</b>	<b>0</b>	<b>0</b>	<b>0</b>	<b>0</b>	<b>0</b>
<b>Fixed Assets</b>						
6228 Equipment	0	0	0	0	0	0
<b>Total Fixed Assets</b>	<b>0</b>	<b>0</b>	<b>0</b>	<b>0</b>	<b>0</b>	<b>0</b>
<b>BUDGET UNIT TOTAL</b>	<b>0</b>	<b>0</b>	<b>0</b>	<b>0</b>	<b>0</b>	<b>0</b>

STATE CONTROLLER  
COUNTY BUDGET ACT

BUDGET UNIT DETAIL

SCHEDULE 9

COUNTY OF SIERRA  
STATE OF CALIFORNIA  
FISCAL YEAR 2019-20

Budget Name  
Function  
Activity  
Fund  
Budget Unit

Alcohol Education and Prevention Trus  
Health  
Health  
Special Revenue  
8277690

FINANCING USES CLASSIFICATION (1)	2016-17 ACTUAL (2)	2017-18 ACTUAL (3)	2018-19 ACTUAL (4)	2017-18 ADOPTED (7)	2019-20 PRELIMINARY (6)	2019-20 ADOPTED (7)
<b>Services &amp; Supplies</b>						
5106 Insurance	0	0	0	0	0	0
5120 Communications	0	0	0	0	0	0
5177 Treasure's Fees	0	0	0	0	0	0
5145 Maintenance Building	0	0	0	0	0	0
5150 Memberships	0	0	0	0	0	0
5160 Office Expense	0	0	0	0	0	0
5165 Professional & Specialized	0	0	0	0	0	0
5166 A87 Costs	0	0	0	0	0	0
5180 Rents Building	0	0	0	0	0	0
Other	0	0	0	0	0	0
<b>Total Services &amp; Supplies</b>	<b>0</b>	<b>0</b>	<b>0</b>	<b>0</b>	<b>0</b>	<b>0</b>
<b>7600 Transfers Out</b>	<b>0</b>	<b>0</b>	<b>0</b>	<b>0</b>	<b>0</b>	<b>0</b>
<b>Fixed Assets</b>						
6228 Equipment	0	0	0	0	0	0
<b>Total Fixed Assets</b>	<b>0</b>	<b>0</b>	<b>0</b>	<b>0</b>	<b>0</b>	<b>0</b>
<b>BUDGET UNIT TOTAL</b>	<b>0</b>	<b>0</b>	<b>0</b>	<b>0</b>	<b>0</b>	<b>0</b>

STATE CONTROLLER  
COUNTY BUDGET ACT

BUDGET UNIT DETAIL

SCHEDULE 9

COUNTY OF SIERRA  
STATE OF CALIFORNIA  
FISCAL YEAR 2019-20

Budget Name  
Function  
Activity  
Fund  
Budget Unit

Automated Fingerprinting Identification  
Public Protection  
Police Protection  
Special Revenue  
8277700

FINANCING USES CLASSIFICATION (1)	2016-17 ACTUAL (2)	2017-18 ACTUAL (3)	2018-19 ACTUAL (4)	2017-18 ADOPTED (7)	2019-20 PRELIMINARY (6)	2019-20 ADOPTED (7)
<b>Services &amp; Supplies</b>						
5106 Insurance	0	0	0	0	0	0
5120 Communications	0	0	0	0	0	0
5177 Treasure's Fees	0	0	0	0	0	0
5145 Maintenance Building	0	0	0	0	0	0
5150 Memberships	0	0	0	0	0	0
5160 Office Expense	0	0	0	0	0	0
5165 Professional & Specialized	0	0	0	0	0	0
5166 A87 Costs	0	0	0	0	0	0
5180 Rents Building	0	0	0	0	0	0
Other	0	0	0	0	0	0
<b>Total Services &amp; Supplies</b>	<b>0</b>	<b>0</b>	<b>0</b>	<b>0</b>	<b>0</b>	<b>0</b>
<b>7600 Transfers Out</b>	<b>0</b>	<b>0</b>	<b>0</b>	<b>0</b>	<b>0</b>	<b>0</b>
<b>Fixed Assets</b>						
6228 Equipment	0	0	0	0	0	0
<b>Total Fixed Assets</b>	<b>0</b>	<b>0</b>	<b>0</b>	<b>0</b>	<b>0</b>	<b>0</b>
<b>BUDGET UNIT TOTAL</b>	<b>0</b>	<b>0</b>	<b>0</b>	<b>0</b>	<b>0</b>	<b>0</b>



STATE CONTROLLER  
COUNTY BUDGET ACT

BUDGET UNIT DETAIL

SCHEDULE 9

COUNTY OF SIERRA  
STATE OF CALIFORNIA  
FISCAL YEAR 2019-20

Budget Name  
Function  
Activity  
Fund  
Budget Unit

**COPS Program County**  
Public Protection  
Police Protection  
**Special Revenue**  
8300000

FINANCING USES CLASSIFICATION (1)	2016-17 ACTUAL (2)	2017-18 ACTUAL (3)	2018-19 ACTUAL (4)	2017-18 ADOPTED (7)	2019-20 PRELIMINARY (6)	2019-20 ADOPTED (7)
<b>Services &amp; Supplies</b>						
5106 Insurance	0	0	0		0	
5120 Communications	0	0	0		0	
5177 Treasure's Fees	0	0	0			
5145 Maintenance Building	0	0	0		0	
5150 Memberships	0	0	0		0	
5160 Office Expense	0	0	0		0	
5165 Professional & Specialized	0	0	0		0	
5166 A87 Costs	0	0	0		0	
5180 Rents Building	0	0	0		0	
Other	0	0	11,835	34,000	0	
<b>Total Services &amp; Supplies</b>	<b>0</b>	<b>0</b>	<b>11,835</b>	<b>34,000</b>	<b>0</b>	<b>0</b>
<b>Fixed Assets</b>						
6228 Equipment	0	0	0		0	
<b>Total Fixed Assets</b>	<b>0</b>	<b>0</b>	<b>0</b>	<b>0</b>	<b>0</b>	<b>0</b>
<b>BUDGET UNIT TOTAL</b>	<b>0</b>	<b>0</b>	<b>11,835</b>	<b>34,000</b>	<b>0</b>	<b>0</b>
				memo: Transfers Out	120,000	150,000
					150,000	150,000

STATE CONTROLLER  
COUNTY BUDGET ACT

BUDGET UNIT DETAIL

SCHEDULE 9

COUNTY OF SIERRA  
STATE OF CALIFORNIA  
FISCAL YEAR 2019-20

Budget Name  
Function  
Activity  
Fund  
Budget Unit

**COPS Program City**  
Public Protection  
Police Protection  
**Special Revenue**  
8307840

FINANCING USES CLASSIFICATION (1)	2016-17 ACTUAL (2)	2017-18 ACTUAL (3)	2018-19 ACTUAL (4)	2017-18 ADOPTED (7)	2019-20 PRELIMINARY (6)	2019-20 ADOPTED (7)
<b>Services &amp; Supplies</b>						
5106 Insurance	0	0	0	0	0	0
5120 Communications	0	0	0	0	0	0
5177 Treasure's Fees	0	0	0	0	0	0
5145 Maintenance Building	0	0	0	0	0	0
5150 Memberships	0	0	0	0	0	0
5160 Office Expense	0	0	0	0	0	0
5165 Professional & Specialized	0	0	0	0	0	0
5166 A87 Costs	0	0	0	0	0	0
5180 Rents Building	0	0	0	0	0	0
Other	0	0	0	20,000		
<b>Total Services &amp; Supplies</b>	<b>0</b>	<b>0</b>	<b>0</b>	<b>20,000</b>	<b>0</b>	<b>0</b>
<b>Fixed Assets</b>						
6228 Equipment	0	0	0			
<b>Total Fixed Assets</b>	<b>0</b>	<b>0</b>	<b>0</b>	<b>0</b>	<b>0</b>	<b>0</b>
<b>BUDGET UNIT TOTAL</b>	<b>0</b>	<b>0</b>	<b>0</b>	<b>20,000</b>	<b>0</b>	<b>0</b>
	memo: Transfers Out			120,000	128,000	128,000

COUNTY OF SIERRA  
STATE OF CALIFORNIA  
FISCAL YEAR 2019-20

Budget Name  
Function  
Activity  
Fund  
Budget Unit  
**Rural Law Enforcement**  
Public Protection  
Police Protection  
**Special Revenue**  
8340000

FINANCING USES CLASSIFICATION (1)	2016-17 ACTUAL (2)	2017-18 ACTUAL (3)	2018-19 ACTUAL (4)	2017-18 ADOPTED (7)	2019-20 PRELIMINARY (6)	2019-20 ADOPTED (7)
<b>Services &amp; Supplies</b>						
5106 Insurance	0	0	0	0	0	0
5120 Communications	0	0	0	0	0	0
5177 Treasure's Fees	0	0	0	0	0	0
5145 Maintenance Building	0	0	0	0	0	0
5150 Memberships	0	0	0	0	0	0
5160 Office Expense	0	0	0	0	0	0
5165 Professional & Specialized	0	0	0	0	0	0
5166 A87 Costs	0	0	0	0	0	0
5180 Rents Building	0	0	0	0	0	0
Other	0	0	0	50,000		
<b>Total Services &amp; Supplies</b>	<b>0</b>	<b>0</b>	<b>0</b>	<b>50,000</b>	<b>0</b>	<b>0</b>
<b>Fixed Assets</b>						
6228 Equipment	0	0	0			
<b>Total Fixed Assets</b>	<b>0</b>	<b>0</b>	<b>0</b>	<b>0</b>	<b>0</b>	<b>0</b>
<b>BUDGET UNIT TOTAL</b>	<b>0</b>	<b>0</b>	<b>0</b>	<b>50,000</b>	<b>0</b>	<b>0</b>
<b>memo: Transfers Out</b>		516,909	550,000	550,000	550,000	550,000

COUNTY OF SIERRA  
STATE OF CALIFORNIA  
FISCAL YEAR 2019-20

Budget Name  
Function  
Activity  
Fund  
Budget Unit

**Domestic Violence**  
Public Protection  
Detention & Corrections  
**849**  
8491001

FINANCING USES CLASSIFICATION (1)	2016-17 ACTUAL (2)	2017-18 ACTUAL (3)	2018-19 ACTUAL (4)	2017-18 ADOPTED (7)	2019-20 PRELIMINARY (6)	2019-20 ADOPTED (7)
<b>Services &amp; Supplies</b>						
5106 Insurance	0	0	0	0	0	0
5120 Communications	0	0	0	0	0	0
5177 Treasure's Fees	0	0	0	0	0	0
5145 Maintenance Building	0	0	0	0	0	0
5150 Memberships	0	0	0	0	0	0
5160 Office Expense	0	0	0	0	0	0
5165 Professional & Specialized	0	0	0	0	0	0
5166 A87 Costs	0	0	0	0	0	0
5180 Rents Building	0	0	0	0	0	0
Other	0	0	0	15,764	15,764	15,764
<b>Total Services &amp; Supplies</b>	<b>0</b>	<b>0</b>	<b>0</b>	<b>15,764</b>	<b>15,764</b>	<b>15,764</b>
<b>Fixed Assets</b>						
6228 Equipment	0	0	0	0	0	0
<b>Total Fixed Assets</b>	<b>0</b>	<b>0</b>	<b>0</b>	<b>0</b>	<b>0</b>	<b>0</b>
<b>BUDGET UNIT TOTAL</b>	<b>0</b>	<b>0</b>	<b>0</b>	<b>15,764</b>	<b>15,764</b>	<b>15,764</b>
				0	0	0
				memo: Transfers Out		
				Gov Code 26840.7 & W&I 18305		

COUNTY OF SIERRA  
STATE OF CALIFORNIA  
FISCAL YEAR 2019-20

Budget Name  
Function  
Activity  
Fund  
Budget Unit

**Juvenile Probation Camps**  
Public Protection  
Detention & Corrections  
**849**  
8491002

FINANCING USES CLASSIFICATION (1)	2016-17 ACTUAL (2)	2017-18 ACTUAL (3)	2018-19 ACTUAL (4)	2017-18 ADOPTED (7)	2019-20 PRELIMINARY (6)	2019-20 ADOPTED (7)
---	--------------------------	--------------------------	--------------------------	---------------------------	-------------------------------	---------------------------

**Services & Supplies**

5106 Insurance	0	0	0	0	0	0
5120 Communications	0	0	0	0	0	0
5177 Treasure's Fees	0	0	0	0	0	0
5145 Maintenance Building	0	0	0	0	0	0
5150 Memberships	0	0	0	0	0	0
5160 Office Expense	0	0	0	0	0	0
5165 Professional & Specialized	0	0	0	0	0	0
5166 A87 Costs	0	0	0	0	0	0
5180 Rents Building	0	0	0	0	0	0
Other	0	3,510	900	78,000	29,855	29,855

**Total Services & Supplies**

**0      3,510      900      78,000      29,855      29,855**

**Fixed Assets**

6228 Equipment	0	0	0	0	0	0
<b>Total Fixed Assets</b>	<b>0</b>	<b>0</b>	<b>0</b>	<b>0</b>	<b>0</b>	<b>0</b>

**BUDGET UNIT TOTAL**

**0      3,510      900      78,000      29,855      29,855**  
**memo: Transfers Out**      0      0      0

Gov Code 30061

STATE CONTROLLER  
COUNTY BUDGET ACT

BUDGET UNIT DETAIL

SCHEDULE 9

COUNTY OF SIERRA  
STATE OF CALIFORNIA  
FISCAL YEAR 2019-20

Budget Name  
Function  
Activity  
Fund  
Budget Unit

Old Title III  
Public Protection  
Other  
Special Revenue  
8509810

FINANCING USES CLASSIFICATION (1)	2016-17 ACTUAL (2)	2017-18 ACTUAL (3)	2018-19 ACTUAL (4)	2017-18 ADOPTED (7)	2019-20 PRELIMINARY (6)	2019-20 ADOPTED (7)
---	--------------------------	--------------------------	--------------------------	---------------------------	-------------------------------	---------------------------

**Services & Supplies**

5106 Insurance	0	0	0	0	0	0
5120 Communications	0	0	0	0	0	0
5177 Treasure's Fees	0	0	0	0	0	0
5145 Maintenance Building	0	0	0	0	0	0
5150 Memberships	0	0	0	0	0	0
5160 Office Expense	0	0	0	0	0	0
5165 Professional & Specialized	0	0	0	0	0	0
5166 A87 Costs	0	0	0	0	0	0
5180 Rents Building	0	0	0	0	0	0
Other	0	0	0		0	
<b>Total Services &amp; Supplies</b>	<b>0</b>	<b>0</b>	<b>0</b>	<b>0</b>	<b>0</b>	<b>0</b>

**Fixed Assets**

6228 Equipment	0	0	0	0	0	0
<b>Total Fixed Assets</b>	<b>0</b>	<b>0</b>	<b>0</b>	<b>0</b>	<b>0</b>	<b>0</b>

<b>BUDGET UNIT TOTAL</b>	<b>0</b>	<b>0</b>	<b>0</b>	<b>0</b>	<b>0</b>	<b>0</b>
--------------------------	----------	----------	----------	----------	----------	----------

STATE CONTROLLER  
COUNTY BUDGET ACT

BUDGET UNIT DETAIL

SCHEDULE 9

COUNTY OF SIERRA  
STATE OF CALIFORNIA  
FISCAL YEAR 2019-20

Budget Name  
Function  
Activity  
Fund  
Budget Unit  
New Title III  
Public Protection  
Other  
Special Revenue  
8509811

FINANCING USES CLASSIFICATION (1)	2016-17 ACTUAL (2)	2017-18 ACTUAL (3)	2018-19 ACTUAL (4)	2017-18 ADOPTED (7)	2019-20 PRELIMINARY (6)	2019-20 ADOPTED (7)
<b>Services &amp; Supplies</b>						
5106 Insurance	0	0	0	0	0	0
5120 Communications	0	0	0	0	0	0
5177 Treasure's Fees	0	0	0	0	0	0
5145 Maintenance Building	0	0	0	0	0	0
5150 Memberships	0	0	0	0	0	0
5160 Office Expense	0	0	0	0	0	0
5165 Professional & Specialized	22,458	38,872	5,066	74,970	54,500	54,500
5166 A87 Costs	0	0	0	0	0	0
5180 Rents Building	0	0	0	0	0	0
Other	973	19	0		0	
<b>Total Services &amp; Supplies</b>	<b>23,431</b>	<b>38,890</b>	<b>5,066</b>	<b>74,970</b>	<b>54,500</b>	<b>54,500</b>
<b>Fixed Assets</b>						
6228 Equipment	0	0	0			
<b>Total Fixed Assets</b>	<b>0</b>	<b>0</b>	<b>0</b>	<b>0</b>	<b>0</b>	<b>0</b>
* Map Printer, Fire Safe Counsel, Fire Safe Plan						
<b>BUDGET UNIT TOTAL</b>	<b>23,431</b>	<b>38,890</b>	<b>5,066</b>	<b>74,970</b>	<b>54,500</b>	<b>54,500</b>

COUNTY OF SIERRA  
STATE OF CALIFORNIA  
FISCAL YEAR 2019-20

Budget Name  
Function  
Activity  
Fund  
Budget Unit

Office of Emergency Services  
Public Protection  
Other  
Special Revenue  
851VARIOUS

FINANCING USES CLASSIFICATION (1)	2016-17 ACTUAL (2)	2017-18 ACTUAL (3)	2018-19 ACTUAL (4)	2017-18 ADOPTED (7)	2019-20 PRELIMINARY (6)	2019-20 ADOPTED (7)
<b>Services &amp; Supplies</b>						
5106 Insurance	0	0	0	0	0	0
5120 Communications	0	0	0	0	0	0
5177 Treasure's Fees	0	0	0		16	
5145 Maintenance Building	0	0	0	0	0	0
5150 Memberships	0	0	0	0	0	0
5160 Office Expense	0	0	0	0	0	0
5165 Professional & Specialized	0	0	0		0	0
5166 A87 Costs	0	0	0	0	0	0
5180 Rents Building	0	0	0	0	0	0
Other	0	0	0	30,000	30,000	30,000
<b>Total Services &amp; Supplies</b>	<b>0</b>	<b>0</b>	<b>0</b>	<b>30,000</b>	<b>30,016</b>	<b>30,000</b>
<b>7600 Transfers Out</b>	<b>0</b>	<b>0</b>	<b>0</b>	<b>0</b>	<b>0</b>	<b>0</b>
<b>Fixed Assets</b>						
6228 Equipment	0	0	0			
<b>Total Fixed Assets</b>	<b>0</b>	<b>0</b>	<b>0</b>	<b>0</b>	<b>0</b>	<b>0</b>
<b>BUDGET UNIT TOTAL</b>	<b>0</b>	<b>0</b>	<b>0</b>	<b>30,000</b>	<b>30,016</b>	<b>30,000</b>



STATE CONTROLLER  
COUNTY BUDGET ACT

BUDGET UNIT DETAIL

SCHEDULE 9

COUNTY OF SIERRA  
STATE OF CALIFORNIA  
FISCAL YEAR 2019-20

Budget Name  
Function  
Activity  
Fund  
Budget Unit

OES Grant 15  
Public Protection  
Other  
Special Revenue  
8511010

FINANCING USES CLASSIFICATION (1)	2016-17 ACTUAL (2)	2017-18 ACTUAL (3)	2018-19 ACTUAL (4)	2017-18 ADOPTED (7)	2019-20 PRELIMINARY (6)	2019-20 ADOPTED (7)
<b>Services &amp; Supplies</b>						
5106 Insurance	0	0	0		0	
5120 Communications	0	0	0		0	
5177 Treasure's Fees	0	0	0		0	
5145 Maintenance Building	0	0	0		0	
5150 Memberships	0	0	0		0	*
5160 Office Expense	0	0	0		0	
5165 Professional & Specialized	3,660	1,869	0	3,907	3,907	3,907
5166 A87 Costs	0	0	0		0	
5180 Rents Building	0	0	0		0	
Emergancy Planning Training	4,424	42,041	0			
<b>Total Services &amp; Supplies</b>	<b>8,084</b>	<b>43,910</b>	<b>0</b>	<b>3,907</b>	<b>3,907</b>	<b>3,907</b>
<b>7600 Transfers Out</b>	<b>0</b>	<b>0</b>	<b>0</b>		<b>0</b>	
<b>Fixed Assets</b>						
6228 Equipment	7,857	0	0	55,960	55,960	55,960
<b>Total Fixed Assets</b>	<b>7,857</b>	<b>0</b>	<b>0</b>	<b>55,960</b>	<b>55,960</b>	<b>55,960</b>
<b>BUDGET UNIT TOTAL</b>	<b>15,941</b>	<b>43,910</b>	<b>0</b>	<b>59,867</b>	<b>59,867</b>	<b>59,867</b>

STATE CONTROLLER  
COUNTY BUDGET ACT

BUDGET UNIT DETAIL

SCHEDULE 9

COUNTY OF SIERRA  
STATE OF CALIFORNIA  
FISCAL YEAR 2019-20

Budget Name  
Function  
Activity  
Fund  
Budget Unit

OES Grant 16  
Public Protection  
Other  
Special Revenue  
8511011

FINANCING USES CLASSIFICATION (1)	2016-17 ACTUAL (2)	2017-18 ACTUAL (3)	2018-19 ACTUAL (4)	2017-18 ADOPTED (7)	2019-20 PRELIMINARY (6)	2019-20 ADOPTED (7)
<b>Services &amp; Supplies</b>						
5106 Insurance	0	0	0	0	0	0
5120 Communications	0	0	0	0	0	0
5177 Treasure's Fees	0	0	0	0	0	0
5145 Maintenance Building	0	0	0	0	0	0
5150 Memberships	0	0	0	0	0	0
5160 Office Expense	0	0	0	0	0	0
5165 Professional & Specialized	0	0	0	0	0	0
5166 A87 Costs	0	0	0	0	0	0
5180 Rents Building	0	0	0	0	0	0
Other	0	0	0	0	0	0
<b>Total Services &amp; Supplies</b>	<b>0</b>	<b>0</b>	<b>0</b>	<b>0</b>	<b>0</b>	<b>0</b>
<b>7600 Transfers Out</b>	<b>0</b>	<b>0</b>	<b>0</b>	<b>0</b>	<b>0</b>	<b>0</b>
<b>Fixed Assets</b>						
6228 Equipment	0	0	0	0	0	0
<b>Total Fixed Assets</b>	<b>0</b>	<b>0</b>	<b>0</b>	<b>0</b>	<b>0</b>	<b>0</b>
<b>BUDGET UNIT TOTAL</b>	<b>0</b>	<b>0</b>	<b>0</b>	<b>0</b>	<b>0</b>	<b>0</b>

\*

STATE CONTROLLER  
COUNTY BUDGET ACT

BUDGET UNIT DETAIL

SCHEDULE 9

COUNTY OF SIERRA  
STATE OF CALIFORNIA  
FISCAL YEAR 2019-20

Budget Name  
Function  
Activity  
Fund  
Budget Unit

OES Grant 17  
Public Protection  
Other  
Special Revenue  
8513012

FINANCING USES CLASSIFICATION (1)	2016-17 ACTUAL (2)	2017-18 ACTUAL (3)	2018-19 ACTUAL (4)	2017-18 ADOPTED (7)	2019-20 PRELIMINARY (6)	2019-20 ADOPTED (7)
<b>Services &amp; Supplies</b>						
5106 Insurance	0	0	0	0	0	0
5120 Communications	0	0	0	0	0	0
5177 Treasure's Fees	0	0	0	0	0	0
5145 Maintenance Building	0	0	0	0	0	0
5150 Memberships	0	0	0	0	0	0
5160 Office Expense	0	0	0	0	0	0
5165 Professional & Specialized	0	0	0	0	0	0
5166 A87 Costs	0	0	0	0	0	0
5180 Rents Building	0	0	0	0	0	0
Other	0	0	0	0	0	0
<b>Total Services &amp; Supplies</b>	<b>0</b>	<b>0</b>	<b>0</b>	<b>0</b>	<b>0</b>	<b>0</b>
<b>7600 Transfers Out</b>	<b>0</b>	<b>0</b>	<b>0</b>		<b>0</b>	
<b>Fixed Assets</b>						
6228 Equipment	0	0	0	0		0
<b>Total Fixed Assets</b>	<b>0</b>	<b>0</b>	<b>0</b>	<b>0</b>	<b>0</b>	<b>0</b>
<b>BUDGET UNIT TOTAL</b>	<b>0</b>	<b>0</b>	<b>0</b>	<b>0</b>	<b>0</b>	<b>0</b>

COUNTY OF SIERRA  
STATE OF CALIFORNIA  
FISCAL YEAR 2019-20

Budget Name  
Function  
Activity  
Fund  
Budget Unit

**Surch & Rescue**  
Public Protection  
Other  
**Special Revenue**  
8520000

FINANCING USES CLASSIFICATION (1)	2016-17 ACTUAL (2)	2017-18 ACTUAL (3)	2018-19 ACTUAL (4)	2017-18 ADOPTED (7)	2019-20 PRELIMINARY (6)	2019-20 ADOPTED (7)
<b>Services &amp; Supplies</b>						
5106 Insurance	0	0	0	0	0	0
5120 Communications	0	0	0	0	0	0
5177 Treasure's Fees	0	0	0	0	0	0
5145 Maintenance Building	0	0	0	0	0	0
5150 Memberships	0	0	0	0	0	0
5160 Office Expense	0	0	0	0	0	0
5165 Professional & Specialized	0	0	0	0	0	0
5166 A87 Costs	0	0	0	0	0	0
5180 Rents Building	0	0	0	0	0	0
Other	0	87	338		142	142
<b>Total Services &amp; Supplies</b>	<b>0</b>	<b>87</b>	<b>338</b>	<b>0</b>	<b>142</b>	<b>142</b>
<b>7600 Transfers Out</b>	<b>0</b>	<b>0</b>	<b>0</b>	<b>0</b>	<b>0</b>	<b>0</b>
<b>Fixed Assets</b>						
6228 Equipment	0	0	0			
<b>Total Fixed Assets</b>	<b>0</b>	<b>0</b>	<b>0</b>	<b>0</b>	<b>0</b>	<b>0</b>
<b>BUDGET UNIT TOTAL</b>	<b>0</b>	<b>87</b>	<b>338</b>	<b>0</b>	<b>142</b>	<b>142</b>

COUNTY OF SIERRA  
STATE OF CALIFORNIA  
FISCAL YEAR 2019-20

Budget Name  
Function  
Activity  
Fund  
Budget Unit  
**Transportation Planning**  
Public Ways & Facilities  
Transportation  
**Special Revenue**  
8530000

FINANCING USES CLASSIFICATION (1)	2016-17 ACTUAL (2)	2017-18 ACTUAL (3)	2018-19 ACTUAL (4)	2017-18 ADOPTED (7)	2019-20 PRELIMINARY (6)	2019-20 ADOPTED (7)
<b>Services &amp; Supplies</b>						
5106 Insurance	202	200	192	200	238	238
5166 Overhead	7,675	4,786	4,471	4,786	8,878	8,878
5177 Treasure's Fees	0	0	0	0	0	0
9201 Work Element 1	16,662	16,172	21,950	26,000	29,000	27,885
9202 Work Element 2	34,394	42,913	41,139	72,000	62,000	89,000
9203 Work Element 3	9,955	8,899	17,127	10,000	15,000	15,000
9204 Work Element 4	4,974	9,938	2,000	5,000	5,000	5,000
9205 Work Element 5	2,339	893	1,351	1,000	1,000	1,000
9206 Work Element 6	9,968	9,803	6,532	10,000	5,000	5,000
9207 Work Element 7	37,254	37,425	37,706	38,500	35,500	35,500
9208 Work Element 8	0	0	0	0	0	0
9209 Work Element 9	27,465	30,642	17,615			
Other	3,052	1,029	192			
<b>Total Services &amp; Supplies</b>	<b>153,940</b>	<b>162,699</b>	<b>150,275</b>	<b>167,486</b>	<b>161,615</b>	<b>187,500</b>
<b>Fixed Assets</b>						
6228 Equipment	0	0	0			
<b>Total Fixed Assets</b>	<b>0</b>	<b>0</b>	<b>0</b>	<b>0</b>	<b>0</b>	<b>0</b>
<b>BUDGET UNIT TOTAL</b>	<b>153,940</b>	<b>162,699</b>	<b>150,275</b>	<b>167,486</b>	<b>161,615</b>	<b>187,500</b>
	memo: Transfers Out			0	0	

STATE CONTROLLER  
COUNTY BUDGET ACT

BUDGET UNIT DETAIL

SCHEDULE 9

COUNTY OF SIERRA  
STATE OF CALIFORNIA  
FISCAL YEAR 2019-20

Budget Name  
Function  
Activity  
Fund  
Budget Unit

State Transit  
Public Ways & Facilities  
Transportation  
Special Revenue  
8540000

FINANCING USES CLASSIFICATION (1)	2016-17 ACTUAL (2)	2017-18 ACTUAL (3)	2018-19 ACTUAL (4)	2017-18 ADOPTED (7)	2019-20 PRELIMINARY (6)	2019-20 ADOPTED (7)
<b>Services &amp; Supplies</b>						
5106 Insurance	0	0	0	0	0	0
5120 Communications	0	0	0	0	0	0
5177 Treasure's Fees	0	0	0	0		0
9201 Work Element 1	0	0	0			
9202 Work Element 2	0	0	0			
9203 Work Element 3	0	0	0			
9204 Work Element 4	0	0	0			
	0	0	0			
9205 Work Element 5	0	0	0			
9206 Work Element 6	0	0	0	0	0	0
9207 Work Element 7	0	0	0	0	0	0
9208 Work Element 8	0	0	0	0	0	0
9209 Work Element 9	0	0	0	0	0	0
Other	0	0	0	0		0
<b>Total Services &amp; Supplies</b>	<b>0</b>	<b>0</b>	<b>0</b>	<b>0</b>	<b>0</b>	<b>0</b>
<b>Fixed Assets</b>						
6228 Equipment	0	0	0			
<b>Total Fixed Assets</b>	<b>0</b>	<b>0</b>	<b>0</b>	<b>0</b>	<b>0</b>	<b>0</b>
<b>BUDGET UNIT TOTAL</b>	<b>0</b>	<b>0</b>	<b>0</b>	<b>0</b>	<b>0</b>	<b>0</b>
	memo: Transfers Out			0	0	130,000

COUNTY OF SIERRA  
STATE OF CALIFORNIA  
FISCAL YEAR 2019-20

Budget Name  
Function  
Activity  
Fund  
Budget Unit

Local Transportation  
Public Ways & Facilities  
Transportation  
Special Revenue  
8550000

FINANCING USES CLASSIFICATION (1)	2016-17 ACTUAL (2)	2017-18 ACTUAL (3)	2018-19 ACTUAL (4)	2017-18 ADOPTED (7)	2019-20 PRELIMINARY (6)	2019-20 ADOPTED (7)
<b>Services &amp; Supplies</b>						
5106 Insurance	0	0	0	0		
5120 Communications	0	0	0	0		
5177 Treasure's Fees	0	0	0			
9201 Work Element 1	0	0	0		1,000	1,000
9202 Work Element 2	0	0	0		1,000	1,000
9203 Work Element 3	0	0	0			
9204 Work Element 4	0	0	0			
9205 Work Element 5	0	0	0		500	500
9206 Work Element 6	0	0	0		75,000	67,060
9207 Work Element 7	0	0	0		1,000	1,000
9208 Work Element 8	0	0	0			
9209 Work Element 9	0	0	0			
Other	0	0	0			
<b>Total Services &amp; Supplies</b>	<b>0</b>	<b>0</b>	<b>0</b>	<b>0</b>	<b>78,500</b>	<b>70,560</b>
<b>Fixed Assets</b>						
6228 Equipment	0	0	0			
<b>Total Fixed Assets</b>	<b>0</b>	<b>0</b>	<b>0</b>	<b>0</b>	<b>0</b>	<b>0</b>
<b>BUDGET UNIT TOTAL</b>	<b>0</b>	<b>0</b>	<b>0</b>	<b>0</b>	<b>78,500</b>	<b>70,560</b>
				memo: Transfers Out	48,000	8,000
					8,000	78,500

STATE CONTROLLER  
COUNTY BUDGET ACT

BUDGET UNIT DETAIL

SCHEDULE 9

COUNTY OF SIERRA  
STATE OF CALIFORNIA  
FISCAL YEAR 2019-20

Budget Name  
Function  
Activity  
Fund  
Budget Unit

**Standards and Training for Corrections**  
Public Protection  
Policing  
**Special Revenue**  
8628750

FINANCING USES CLASSIFICATION (1)	2016-17 ACTUAL (2)	2017-18 ACTUAL (3)	2018-19 ACTUAL (4)	2017-18 ADOPTED (7)	2019-20 PRELIMINARY (6)	2019-20 ADOPTED (7)
<b>Services &amp; Supplies</b>						
5106 Insurance	0	0	0	0	0	0
5120 Communications	0	0	0	0	0	0
5177 Treasure's Fees	0	0	0	0	0	0
5145 Maintenance Building	0	0	0	0	0	0
5150 Memberships	0	0	0	0	0	0
5160 Office Expense	0	0	0	0	0	0
5165 Professional & Specialized	0	0	0	0	0	0
5166 A87 Costs	0	0	0	0	0	0
5180 Rents Building	0	0	0	0	0	0
Other	0	0	0	0	5,000	5,000
<b>Total Services &amp; Supplies</b>	<b>0</b>	<b>0</b>	<b>0</b>	<b>0</b>	<b>5,000</b>	<b>5,000</b>
<b>Fixed Assets</b>						
6228 Equipment	0	0	0			
<b>Total Fixed Assets</b>	<b>0</b>	<b>0</b>	<b>0</b>	<b>0</b>	<b>0</b>	<b>0</b>
<b>BUDGET UNIT TOTAL</b>	<b>0</b>	<b>0</b>	<b>0</b>	<b>0</b>	<b>5,000</b>	<b>5,000</b>



COUNTY OF SIERRA  
STATE OF CALIFORNIA  
FISCAL YEAR 2019-20

Budget Name  
Function  
Activity  
Fund  
Budget Unit

Standards and Training for Probation  
Public Protection  
Policing  
Special Revenue  
8628760

FINANCING USES CLASSIFICATION (1)	2016-17 ACTUAL (2)	2017-18 ACTUAL (3)	2018-19 ACTUAL (4)	2017-18 ADOPTED (7)	2019-20 PRELIMINARY (6)	2019-20 ADOPTED (7)
<b>Services &amp; Supplies</b>						
5106 Insurance	0	0	0	0	0	0
5120 Communications	0	0	0	0	0	0
5177 Treasure's Fees	0	0	0	0	0	0
5145 Maintenance Building	0	0	0	0	0	0
5150 Memberships	0	0	0	0	0	0
5160 Office Expense	0	0	0	0	0	0
5165 Professional & Specialized	0	0	0	0	0	0
5166 A87 Costs	0	0	0	0	0	0
5180 Rents Building	0	0	0	0	0	0
Other	5,610	4,730	5,522	5,610	9,460	6,600
<b>Total Services &amp; Supplies</b>	<b>5,610</b>	<b>4,730</b>	<b>5,522</b>	<b>5,610</b>	<b>9,460</b>	<b>6,600</b>
<b>Fixed Assets</b>						
6228 Equipment	0	0	0			
<b>Total Fixed Assets</b>	<b>0</b>	<b>0</b>	<b>0</b>	<b>0</b>	<b>0</b>	<b>0</b>
<b>BUDGET UNIT TOTAL</b>	<b>5,610</b>	<b>4,730</b>	<b>5,522</b>	<b>5,610</b>	<b>9,460</b>	<b>6,600</b>

COUNTY OF SIERRA  
STATE OF CALIFORNIA  
FISCAL YEAR 2019-20

Budget Name  
Function  
Activity  
Fund  
Budget Unit

**Criminal Justice Facilities**  
Public Protection  
Other  
**Special Revenue**  
8630000

FINANCING USES CLASSIFICATION (1)	2016-17 ACTUAL (2)	2017-18 ACTUAL (3)	2018-19 ACTUAL (4)	2017-18 ADOPTED (7)	2019-20 PRELIMINARY (6)	2019-20 ADOPTED (7)
<b>Services &amp; Supplies</b>						
5106 Insurance	0	0	0		0	
5120 Communications	0	0	0		0	
5177 Treasure's Fees	0	0	0			
5145 Maintenance Building	0	0	0	0	0	36,000
5150 Memberships	0	0	0	0	0	
5160 Office Expense	0	0	0	164	164	164
5165 Professional & Specialized	2,110	0	0	15,000	15,000	13,000
5166 A87 Costs	0	0	0	0	0	0
5180 Rents Building	0	0	0	0	0	0
Other	48,209	22,353	8,880	57,637	5,000	5,000
<b>Total Services &amp; Supplies</b>	<b>50,319</b>	<b>22,353</b>	<b>8,880</b>	<b>72,801</b>	<b>20,164</b>	<b>54,164</b>
<b>Fixed Assets</b>						
6228 Equipment	0	0	0			
<b>Total Fixed Assets</b>	<b>0</b>	<b>0</b>	<b>0</b>	<b>0</b>	<b>0</b>	<b>0</b>
<b>BUDGET UNIT TOTAL</b>	<b>50,319</b>	<b>22,353</b>	<b>8,880</b>	<b>72,801</b>	<b>20,164</b>	<b>54,164</b>
<b>Restore Maps, Paint Court House, clean carpet, other justice facility work</b>						

COUNTY OF SIERRA  
STATE OF CALIFORNIA  
FISCAL YEAR 2019-20

Budget Name  
Function  
Activity  
Fund  
Budget Unit

Tax Collection Cost Trust  
General  
Finance  
Special Revenue  
8670000

FINANCING USES CLASSIFICATION (1)	2016-17 ACTUAL (2)	2017-18 ACTUAL (3)	2018-19 ACTUAL (4)	2017-18 ADOPTED (7)	2019-20 PRELIMINARY (6)	2019-20 ADOPTED (7)
<b>Services &amp; Supplies</b>						
5106 Insurance	0	0	0	0	0	0
5120 Communications	0	0	0	0	0	0
5177 Treasure's Fees	0	0	0	0	0	0
5145 Maintenance Building	0	0	0	0	0	0
5150 Memberships	0	0	0	0	0	0
5160 Office Expense	0	0	0	0	0	0
5165 Professional & Specialized	0	0	0	0	0	0
5166 A87 Costs	0	0	0	0	0	0
5180 Rents Building	0	0	0	0	0	0
Other	0	1,104	4,158	9,500	5,000	5,000
<b>Total Services &amp; Supplies</b>	<b>0</b>	<b>1,104</b>	<b>4,158</b>	<b>9,500</b>	<b>5,000</b>	<b>5,000</b>
<b>Fixed Assets</b>						
6228 Equipment	0	0	0			
<b>Total Fixed Assets</b>	<b>0</b>	<b>0</b>	<b>0</b>	<b>0</b>	<b>0</b>	<b>0</b>
<b>BUDGET UNIT TOTAL</b>	<b>0</b>	<b>1,104</b>	<b>4,158</b>	<b>9,500</b>	<b>5,000</b>	<b>5,000</b>

STATE CONTROLLER  
COUNTY BUDGET ACT

BUDGET UNIT DETAIL

SCHEDULE 9

COUNTY OF SIERRA  
STATE OF CALIFORNIA  
FISCAL YEAR 2019-20

Budget Name  
Function  
Activity  
Fund  
Budget Unit

Supplemental Roll Admin. Tax Collector  
General  
Finance  
Special Revenue  
8698850

FINANCING USES CLASSIFICATION (1)	2016-17 ACTUAL (2)	2017-18 ACTUAL (3)	2018-19 ACTUAL (4)	2017-18 ADOPTED (7)	2019-20 PRELIMINARY (6)	2019-20 ADOPTED (7)	*
---	--------------------------	--------------------------	--------------------------	---------------------------	-------------------------------	---------------------------	---

**Services & Supplies**

5106 Insurance	0	0	0		0		
5120 Communications	0	0	0		0		
5177 Treasure's Fees	0	0	0		0		
5145 Maintenance Building	0	0	0		0		
5150 Memberships	0	0	0		0		
5160 Office Expense	0	0	0		0		
5165 Professional & Specialized	0	0	0		0		
5166 A87 Costs	0	0	0		0		
5180 Rents Building	0	0	0		0		
Other	0	4,027	0	6,000	3,500	3,500	
<b>Total Services &amp; Supplies</b>	<b>0</b>	<b>4,027</b>	<b>0</b>	<b>6,000</b>	<b>3,500</b>	<b>3,500</b>	

**Fixed Assets**

6228 Equipment	0	0	0				
<b>Total Fixed Assets</b>	<b>0</b>	<b>0</b>	<b>0</b>	<b>0</b>	<b>0</b>	<b>0</b>	

<b>BUDGET UNIT TOTAL</b>	<b>0</b>	<b>4,027</b>	<b>0</b>	<b>6,000</b>	<b>3,500</b>	<b>3,500</b>	
--------------------------	----------	--------------	----------	--------------	--------------	--------------	--

COUNTY OF SIERRA  
STATE OF CALIFORNIA  
FISCAL YEAR 2019-20

Budget Name  
Function  
Activity  
Fund  
Budget Unit

Supplemental Roll Admin. Assessor  
General  
Finance  
Special Revenue  
8698860

FINANCING USES CLASSIFICATION (1)	2016-17 ACTUAL (2)	2017-18 ACTUAL (3)	2018-19 ACTUAL (4)	2017-18 ADOPTED (7)	2019-20 PRELIMINARY (6)	2019-20 ADOPTED (7)
<b>Services &amp; Supplies</b>						
5106 Insurance	0	0	0	0	0	0
5120 Communications	0	0	0	0	0	0
5177 Treasure's Fees	0	0	0			
5145 Maintenance Building	0	0	0	0	0	
5150 Memberships	0	0	0	195	0	
5160 Office Expense	1,110	820	595	1,074	842	842
5165 Professional & Specialized	0	0	0	293	0	0
5166 A87 Costs	0	0	0	0	0	0
5180 Rents Building	0	0	0	0	0	0
Other	761	0	0	12,000	6,089	6,089
* Services & Supplies, Wages transfer to GF						
<b>Total Services &amp; Supplies</b>	<b>1,871</b>	<b>820</b>	<b>595</b>	<b>13,562</b>	<b>6,931</b>	<b>6,931</b>
<b>Fixed Assets</b>						
6228 Equipment	0	0	0			
<b>Total Fixed Assets</b>	<b>0</b>	<b>0</b>	<b>0</b>	<b>0</b>	<b>0</b>	<b>0</b>
<b>BUDGET UNIT TOTAL</b>	<b>1,871</b>	<b>820</b>	<b>595</b>	<b>13,562</b>	<b>6,931</b>	<b>6,931</b>

STATE CONTROLLER  
COUNTY BUDGET ACT

BUDGET UNIT DETAIL

SCHEDULE 9

COUNTY OF SIERRA  
STATE OF CALIFORNIA  
FISCAL YEAR 2019-20

Budget Name  
Function  
Activity  
Fund  
Budget Unit

Supplemental Roll Admin. Auditor  
General  
Finance  
Special Revenue  
8698870

FINANCING USES CLASSIFICATION (1)	2016-17 ACTUAL (2)	2017-18 ACTUAL (3)	2018-19 ACTUAL (4)	2017-18 ADOPTED (7)	2019-20 PRELIMINARY (6)	2019-20 ADOPTED (7)
---	--------------------------	--------------------------	--------------------------	---------------------------	-------------------------------	---------------------------

**Services & Supplies**

5106 Insurance	0	0	0		0	
5120 Communications	0	0	0		0	
5177 Treasure's Fees	0	0	0		0	
5145 Maintenance Building	0	0	0		0	
5150 Memberships	0	0	0		0	
5160 Office Expense	0	0	0		0	
5165 Professional & Specialized	0	0	0		0	
5166 A87 Costs	0	0	0		0	
5180 Rents Building	0	0	0		0	
Other	0	1,525	0	3,400	2,508	2,508
<b>Total Services &amp; Supplies</b>	<b>0</b>	<b>1,525</b>	<b>0</b>	<b>3,400</b>	<b>2,508</b>	<b>2,508</b>

**Fixed Assets**

6228 Equipment	0	0	0			
<b>Total Fixed Assets</b>	<b>0</b>	<b>0</b>	<b>0</b>	<b>0</b>	<b>0</b>	<b>0</b>

<b>BUDGET UNIT TOTAL</b>	<b>0</b>	<b>1,525</b>	<b>0</b>	<b>3,400</b>	<b>2,508</b>	<b>2,508</b>
--------------------------	----------	--------------	----------	--------------	--------------	--------------

\*

COUNTY OF SIERRA  
STATE OF CALIFORNIA  
FISCAL YEAR 2019-20

Budget Name  
Function  
Activity  
Fund  
Budget Unit

Assessor's Reproduction Costs Trust  
General  
Finance  
Special Revenue  
8760000

FINANCING USES CLASSIFICATION (1)	2016-17 ACTUAL (2)	2017-18 ACTUAL (3)	2018-19 ACTUAL (4)	2017-18 ADOPTED (7)	2019-20 PRELIMINARY (6)	2019-20 ADOPTED (7)
<b>Services &amp; Supplies</b>						
5106 Insurance	0	0	0	0	0	0
5120 Communications	6	683	593			
5177 Treasure's Fees	0	0	0			
5145 Maintenance Building	0	0	0	0	0	0
5150 Memberships	1,161	946	325	0	0	0
5160 Office Expense	1,244	2,555	813			
5165 Professional & Specialized	5,620	0	10,913			
5166 A87 Costs	0	0	0		0	
5180 Rents Building	0	0	0		0	
Other	4,357	4,355	4,263	12,000	12,070	12,070
* Services & Supplies						
<b>Total Services &amp; Supplies</b>	<b>12,388</b>	<b>8,540</b>	<b>16,906</b>	<b>12,000</b>	<b>12,070</b>	<b>12,070</b>
<b>Fixed Assets</b>						
6228 Equipment	0	0	0			
<b>Total Fixed Assets</b>	<b>0</b>	<b>0</b>	<b>0</b>	<b>0</b>	<b>0</b>	<b>0</b>
<b>BUDGET UNIT TOTAL</b>	<b>12,388</b>	<b>8,540</b>	<b>16,906</b>	<b>12,000</b>	<b>12,070</b>	<b>12,070</b>

STATE CONTROLLER  
COUNTY BUDGET ACT

BUDGET UNIT DETAIL

SCHEDULE 9

COUNTY OF SIERRA  
STATE OF CALIFORNIA  
FISCAL YEAR 2019-20

Budget Name  
Function  
Activity  
Fund  
Budget Unit  
  
LEA  
Health & Sanitation  
Health  
Special Revenue  
8915615

FINANCING USES CLASSIFICATION (1)	2016-17 ACTUAL (2)	2017-18 ACTUAL (3)	2018-19 ACTUAL (4)	2017-18 ADOPTED (7)	2019-20 PRELIMINARY (6)	2019-20 ADOPTED (7)
<b>Services &amp; Supplies</b>						
5106 Insurance	0	0	0		0	
5120 Communications	0	0	0		0	
5177 Treasure's Fees	0	0	0		0	
5145 Maintenance Building	0	0	0		0	
5150 Memberships	0	0	0		0	
5160 Office Expense	0	0	0		0	
5165 Professional & Specialized	0	0	0		0	
5166 A87 Costs	0	0	0		0	
5180 Rents Building	0	0	0		0	
Other	0	0	0		0	
<b>Total Services &amp; Supplies</b>	<b>0</b>	<b>0</b>	<b>0</b>	<b>0</b>	<b>0</b>	<b>0</b>
<b>Fixed Assets</b>						
6228 Equipment		0	0			
<b>Total Fixed Assets</b>	<b>0</b>	<b>0</b>	<b>0</b>	<b>0</b>	<b>0</b>	<b>0</b>
<b>BUDGET UNIT TOTAL</b>	<b>0</b>	<b>0</b>	<b>0</b>	<b>0</b>	<b>0</b>	<b>0</b>
	memo: Transeres Out			15,567	15,567	16,000



STATE CONTROLLER  
COUNTY BUDGET ACT

BUDGET UNIT DETAIL

SCHEDULE 9

COUNTY OF SIERRA  
STATE OF CALIFORNIA  
FISCAL YEAR 2019-20

Budget Name  
Function  
Activity  
Fund  
Budget Unit

**Hospital Preparedness**  
Health & Sanitation  
Health  
**Special Revenue**  
8915618

FINANCING USES CLASSIFICATION (1)	2016-17 ACTUAL (2)	2017-18 ACTUAL (3)	2018-19 ACTUAL (4)	2017-18 ADOPTED (7)	2019-20 PRELIMINARY (6)	2019-20 ADOPTED (7)
<b>Services &amp; Supplies</b>						
5106 Insurance	0	0	0	0	0	0
5120 Communications	0	0	0	0	0	0
5177 Treasure's Fees	0	0	0	0	0	0
5145 Maintenance Building	0	0	0	0	0	0
5150 Memberships	0	0	0	0	0	0
5160 Office Expense	0	0	0	0	0	0
5165 Professional & Specialized	0	0	0	0	0	0
5166 A87 Costs	0	0	0	0	0	0
5180 Rents Building	0	0	0	0	0	0
Other	0	0	0			
<b>Total Services &amp; Supplies</b>	<b>0</b>	<b>0</b>	<b>0</b>	<b>0</b>	<b>0</b>	<b>0</b>
<b>Fixed Assets</b>						
6228 Equipment		0	0			
<b>Total Fixed Assets</b>	<b>0</b>	<b>0</b>	<b>0</b>	<b>0</b>	<b>0</b>	<b>0</b>
<b>BUDGET UNIT TOTAL</b>	<b>0</b>	<b>0</b>	<b>0</b>	<b>0</b>	<b>0</b>	<b>0</b>
	memo: Transfers Out			29,323	29,323	30,000

STATE CONTROLLER  
COUNTY BUDGET ACT

BUDGET UNIT DETAIL

SCHEDULE 9

COUNTY OF SIERRA  
STATE OF CALIFORNIA  
FISCAL YEAR 2019-20

Budget Name  
Function  
Activity  
Fund  
Budget Unit  
**California Endowment**  
Health & Sanitation  
Health  
**Special Revenue**  
8915619

FINANCING USES CLASSIFICATION (1)	2016-17 ACTUAL (2)	2017-18 ACTUAL (3)	2018-19 ACTUAL (4)	2017-18 ADOPTED (7)	2019-20 PRELIMINARY (6)	2019-20 ADOPTED (7)
<b>Services &amp; Supplies</b>						
5106 Insurance	0	0	0	0	0	0
5120 Communications	0	0	0	0	0	0
5177 Treasure's Fees	0	0	0	0	0	0
5145 Maintenance Building	0	0	0	0	0	0
5150 Memberships	0	0	0	0	0	0
5160 Office Expense	0	0	0	0	0	0
5165 Professional & Specialized	0	0	0	0	0	0
5166 A87 Costs	0	0	0	0	0	0
5180 Rents Building	0	0	0	0	0	0
Other	0	0	0	0	0	0
<b>Total Services &amp; Supplies</b>	<b>0</b>	<b>0</b>	<b>0</b>	<b>0</b>	<b>0</b>	<b>0</b>
<b>Fixed Assets</b>						
6228 Equipment		0	0			
<b>Total Fixed Assets</b>	<b>0</b>	<b>0</b>	<b>0</b>	<b>0</b>	<b>0</b>	<b>0</b>
<b>BUDGET UNIT TOTAL</b>	<b>0</b>	<b>0</b>	<b>0</b>	<b>0</b>	<b>0</b>	<b>0</b>
	<b>memo: Transfers Out</b>			0	0	0

STATE CONTROLLER  
COUNTY BUDGET ACT

BUDGET UNIT DETAIL

SCHEDULE 9

COUNTY OF SIERRA  
STATE OF CALIFORNIA  
FISCAL YEAR 2019-20

Budget Name  
Function  
Activity  
Fund  
Budget Unit

**Workforce Ed & Training MHSA**  
Health & Sanitation  
Health  
**Special Revenue**  
8915672

FINANCING USES CLASSIFICATION (1)	2016-17 ACTUAL (2)	2017-18 ACTUAL (3)	2018-19 ACTUAL (4)	2017-18 ADOPTED (7)	2019-20 PRELIMINARY (6)	2019-20 ADOPTED (7)
<b>Services &amp; Supplies</b>						
5106 Insurance	0	0	0	0	0	0
5120 Communications	0	0	0	0	0	0
5177 Treasure's Fees	0	0	0	0	0	0
5145 Maintenance Building	0	0	0	0	0	0
5150 Memberships	0	0	0	0	0	0
5160 Office Expense	0	0	0	0	0	0
5165 Professional & Specialized	0	0	0	0	0	0
5166 A87 Costs	0	0	0	0	0	0
5180 Rents Building	0	0	0	0	0	0
Other	0	0	0	0	0	0
<b>Total Services &amp; Supplies</b>	<b>0</b>	<b>0</b>	<b>0</b>	<b>0</b>	<b>0</b>	<b>0</b>
<b>Fixed Assets</b>						
6228 Equipment		0	0			
<b>Total Fixed Assets</b>	<b>0</b>	<b>0</b>	<b>0</b>	<b>0</b>	<b>0</b>	<b>0</b>
<b>BUDGET UNIT TOTAL</b>	<b>0</b>	<b>0</b>	<b>0</b>	<b>0</b>	<b>0</b>	<b>0</b>
	memo: Transfers Out			500,000	526,622	1,130,067

STATE CONTROLLER  
COUNTY BUDGET ACT

BUDGET UNIT DETAIL

SCHEDULE 9

COUNTY OF SIERRA  
STATE OF CALIFORNIA  
FISCAL YEAR 2019-20

Budget Name  
Function  
Activity  
Fund  
Budget Unit  
Prevention Early Intervention MHSA  
Health & Sanitation  
Health  
Special Revenue  
8915675

FINANCING USES CLASSIFICATION (1)	2016-17 ACTUAL (2)	2017-18 ACTUAL (3)	2018-19 ACTUAL (4)	2017-18 ADOPTED (7)	2019-20 PRELIMINARY (6)	2019-20 ADOPTED (7)
<b>Services &amp; Supplies</b>						
5106 Insurance	0	0	0	0	0	0
5120 Communications	0	0	0	0	0	0
5177 Treasure's Fees	0	0	0	0	0	0
5145 Maintenance Building	0	0	0	0	0	0
5150 Memberships	0	0	0	0	0	0
5160 Office Expense	0	0	0	0	0	0
5165 Professional & Specialized	0	0	0	0	0	0
5166 A87 Costs	0	0	0	0	0	0
5180 Rents Building	0	0	0	0	0	0
Other	0	0	0	0	0	0
<b>Total Services &amp; Supplies</b>	<b>0</b>	<b>0</b>	<b>0</b>	<b>0</b>	<b>0</b>	<b>0</b>
<b>Fixed Assets</b>						
6228 Equipment	0	0	0	0	0	0
<b>Total Fixed Assets</b>	<b>0</b>	<b>0</b>	<b>0</b>	<b>0</b>	<b>0</b>	<b>0</b>
<b>BUDGET UNIT TOTAL</b>	<b>0</b>	<b>0</b>	<b>0</b>	<b>0</b>	<b>0</b>	<b>0</b>
memo: Transfers Out				0	200,000	150,000

STATE CONTROLLER  
COUNTY BUDGET ACT

BUDGET UNIT DETAIL

SCHEDULE 9

COUNTY OF SIERRA  
STATE OF CALIFORNIA  
FISCAL YEAR 2019-20

Budget Name  
Function  
Activity  
Fund  
Budget Unit  
MHPA PLANNING  
Health & Sanitation  
Health  
Special Revenue  
8915671

FINANCING USES CLASSIFICATION (1)	2016-17 ACTUAL (2)	2017-18 ACTUAL (3)	2018-19 ACTUAL (4)	2017-18 ADOPTED (7)	2019-20 PRELIMINARY (6)	2019-20 ADOPTED (7)
<b>Services &amp; Supplies</b>						
5106 Insurance	0	0	0	0	0	0
5120 Communications	0	0	0	0	0	0
5177 Treasure's Fees	0	0	0		0	
5145 Maintenance Building	0	0	0		0	
5150 Memberships	0	0	0	0	0	0
5160 Office Expense	0	0	0	0	0	0
5165 Professional & Specialized	0	0	0	0	0	0
5166 A87 Costs	0	0	0	0	0	0
5180 Rents Building	0	0	0	0	0	0
Other	0	0	0	0	0	0
<b>Total Services &amp; Supplies</b>	<b>0</b>	<b>0</b>	<b>0</b>	<b>0</b>	<b>0</b>	<b>0</b>
<b>Fixed Assets</b>						
6228 Equipment	0	0	0			
<b>Total Fixed Assets</b>	<b>0</b>	<b>0</b>	<b>0</b>	<b>0</b>	<b>0</b>	<b>0</b>
<b>BUDGET UNIT TOTAL</b>	<b>0</b>	<b>0</b>	<b>0</b>	<b>0</b>	<b>0</b>	<b>0</b>
	memo: Transfers Out			0	0	0

STATE CONTROLLER  
COUNTY BUDGET ACT

BUDGET UNIT DETAIL

SCHEDULE 9

COUNTY OF SIERRA  
STATE OF CALIFORNIA  
FISCAL YEAR 2019-20

Budget Name  
Function  
Activity  
Fund  
Budget Unit

**SAMHSA**  
Health & Sanitation  
Health  
**Special Revenue**  
8915674

FINANCING USES CLASSIFICATION (1)	2016-17 ACTUAL (2)	2017-18 ACTUAL (3)	2018-19 ACTUAL (4)	2017-18 ADOPTED (7)	2019-20 PRELIMINARY (6)	2019-20 ADOPTED (7)
<b>Services &amp; Supplies</b>						
5106 Insurance	0	0	0	0	0	0
5120 Communications	0	0	0	0	0	0
5177 Treasure's Fees	0	0	0	0	0	0
5145 Maintenance Building	0	0	0	0	0	0
5150 Memberships	0	0	0	0	0	0
5160 Office Expense	0	0	0	0	0	0
5165 Professional & Specialized	0	0	0	0	0	0
5166 A87 Costs	0	0	0	0	0	0
5180 Rents Building	0	0	0	0	0	0
Other	0	0	0		0	
<b>Total Services &amp; Supplies</b>	<b>0</b>	<b>0</b>	<b>0</b>	<b>0</b>	<b>0</b>	<b>0</b>
<b>Fixed Assets</b>						
6228 Equipment	0	0	0			
<b>Total Fixed Assets</b>	<b>0</b>	<b>0</b>	<b>0</b>	<b>0</b>	<b>0</b>	<b>0</b>
<b>BUDGET UNIT TOTAL</b>	<b>0</b>	<b>0</b>	<b>0</b>	<b>0</b>	<b>0</b>	<b>0</b>
	<b>memo: Transfers Out</b>			0	0	0

STATE CONTROLLER  
COUNTY BUDGET ACT

BUDGET UNIT DETAIL

SCHEDULE 9

COUNTY OF SIERRA  
STATE OF CALIFORNIA  
FISCAL YEAR 2019-20

Budget Name  
Function  
Activity  
Fund  
Budget Unit

ALCOHOL PRG, NNA, SGF  
Health & Sanitation  
Health  
Special Revenue  
8915681

FINANCING USES CLASSIFICATION (1)	2016-17 ACTUAL (2)	2017-18 ACTUAL (3)	2018-19 ACTUAL (4)	2017-18 ADOPTED (7)	2019-20 PRELIMINARY (6)	2019-20 ADOPTED (7)
<b>Services &amp; Supplies</b>						
5106 Insurance	0	0	0	0	0	0
5120 Communications	0	0	0	0	0	0
5177 Treasure's Fees	0	0	0	0	0	0
5145 Maintenance Building	0	0	0	0	0	0
5150 Memberships	0	0	0	0	0	0
5160 Office Expense	0	0	0	0	0	0
5165 Professional & Specialized	0	0	0	0	0	0
5166 A87 Costs	0	0	0	0	0	0
5180 Rents Building	0	0	0	0	0	0
Other	0	0	0		0	
<b>Total Services &amp; Supplies</b>	<b>0</b>	<b>0</b>	<b>0</b>	<b>0</b>	<b>0</b>	<b>0</b>
<b>Fixed Assets</b>						
6228 Equipment	0	0	0			
<b>Total Fixed Assets</b>	<b>0</b>	<b>0</b>	<b>0</b>	<b>0</b>	<b>0</b>	<b>0</b>
<b>BUDGET UNIT TOTAL</b>	<b>0</b>	<b>0</b>	<b>0</b>	<b>0</b>	<b>0</b>	<b>0</b>
	memo: Transfers Out			0	0	0

STATE CONTROLLER  
COUNTY BUDGET ACT

BUDGET UNIT DETAIL

SCHEDULE 9

COUNTY OF SIERRA  
STATE OF CALIFORNIA  
FISCAL YEAR 2019-20

Budget Name  
Function  
Activity  
Fund  
Budget Unit  
DFS  
Health & Sanitation  
Health  
Special Revenue  
8915682

FINANCING USES CLASSIFICATION (1)	2016-17 ACTUAL (2)	2017-18 ACTUAL (3)	2018-19 ACTUAL (4)	2017-18 ADOPTED (7)	2019-20 PRELIMINARY (6)	2019-20 ADOPTED (7)
<b>Services &amp; Supplies</b>						
5106 Insurance	0	0	0	0	0	0
5120 Communications	0	0	0	0	0	0
5177 Treasure's Fees	0	0	0	0	0	0
5145 Maintenance Building	0	0	0	0	0	0
5150 Memberships	0	0	0	0	0	0
5160 Office Expense	0	0	0	0	0	0
5165 Professional & Specialized	0	0	0	0	0	0
5166 A87 Costs	0	0	0	0	0	0
5180 Rents Building	0	0	0	0	0	0
Other	0	0	0	0	0	0
<b>Total Services &amp; Supplies</b>	<b>0</b>	<b>0</b>	<b>0</b>	<b>0</b>	<b>0</b>	<b>0</b>
<b>7600 Transfers Out</b>	<b>0</b>	<b>0</b>	<b>0</b>	<b>0</b>	<b>0</b>	<b>0</b>
<b>Fixed Assets</b>						
6228 Equipment	0	0	0			
<b>Total Fixed Assets</b>	<b>0</b>	<b>0</b>	<b>0</b>	<b>0</b>	<b>0</b>	<b>0</b>
<b>BUDGET UNIT TOTAL</b>	<b>0</b>	<b>0</b>	<b>0</b>	<b>0</b>	<b>0</b>	<b>0</b>



COUNTY OF SIERRA  
STATE OF CALIFORNIA  
FISCAL YEAR 2019-20

Budget Name  
Function  
Activity  
Fund  
Budget Unit

MHSA CAP FACILITIES & TECH  
Health & Sanitation  
Health  
Special Revenue  
8915676

FINANCING USES CLASSIFICATION (1)	2016-17 ACTUAL (2)	2017-18 ACTUAL (3)	2018-19 ACTUAL (4)	2017-18 ADOPTED (7)	2019-20 PRELIMINARY (6)	2019-20 ADOPTED (7)
<b>Services &amp; Supplies</b>						
5106 Insurance	0	0	0	0	0	0
5120 Communications	0	0	0	0	0	0
5177 Treasure's Fees	0	0	0	0	0	0
5145 Maintenance Building	0	0	0	0	0	0
5150 Memberships	0	0	0	0	0	0
5160 Office Expense	0	0	0	0	0	0
5165 Professional & Specialized	0	0	0	0	0	0
5166 A87 Costs	0	0	0	0	0	0
5180 Rents Building	0	0	0	0	0	0
Other	0	0	0	0	0	0
<b>Total Services &amp; Supplies</b>	<b>0</b>	<b>0</b>	<b>0</b>	<b>0</b>	<b>0</b>	<b>0</b>
<b>Fixed Assets</b>						
6228 Equipment	0	0	0			
<b>Total Fixed Assets</b>	<b>0</b>	<b>0</b>	<b>0</b>	<b>0</b>	<b>0</b>	<b>0</b>
<b>BUDGET UNIT TOTAL</b>	<b>0</b>	<b>0</b>	<b>0</b>	<b>0</b>	<b>0</b>	<b>0</b>

STATE CONTROLLER  
COUNTY BUDGET ACT

BUDGET UNIT DETAIL

SCHEDULE 9

COUNTY OF SIERRA  
STATE OF CALIFORNIA  
  
FISCAL YEAR 2019-20

Budget Name  
Function  
Activity  
Fund  
Budget Unit

SAPT DIS, PRE, FLN, CL, HIV  
Health & Sanitation  
Health  
Special Revenue  
8915685

FINANCING USES CLASSIFICATION (1)	2016-17 ACTUAL (2)	2017-18 ACTUAL (3)	2018-19 ACTUAL (4)	2017-18 ADOPTED (7)	2019-20 PRELIMINARY (6)	2019-20 ADOPTED (7)
<b>Services &amp; Supplies</b>						
5106 Insurance	0	0	0	0	0	0
5120 Communications	0	0	0		0	
5177 Treasure's Fees	0	0	0			
5145 Maintenance Building	0	0	0		0	
5150 Memberships	0	0	0		0	
5160 Office Expense	0	0	0		0	
5165 Professional & Specialized	0	0	0		0	
5166 A87 Costs	0	0	0		0	
5180 Rents Building	0	0	0		0	
Other	0	0	0		0	
<b>Total Services &amp; Supplies</b>	<b>0</b>	<b>0</b>	<b>0</b>	<b>0</b>	<b>0</b>	<b>0</b>
<b>Fixed Assets</b>						
6228 Equipment	0	0	0			
<b>Total Fixed Assets</b>	<b>0</b>	<b>0</b>	<b>0</b>	<b>0</b>	<b>0</b>	<b>0</b>
<b>BUDGET UNIT TOTAL</b>	<b>0</b>	<b>0</b>	<b>0</b>	<b>0</b>	<b>0</b>	<b>0</b>

COUNTY OF SIERRA  
STATE OF CALIFORNIA  
FISCAL YEAR 2019-20

Budget Name  
Function  
Activity  
Fund  
Budget Unit

PROP 36 SUB ABUSE TRUST  
Health & Sanitation  
Health  
Special Revenue  
8915820

FINANCING USES CLASSIFICATION (1)	2016-17 ACTUAL (2)	2017-18 ACTUAL (3)	2018-19 ACTUAL (4)	2017-18 ADOPTED (7)	2019-20 PRELIMINARY (6)	2019-20 ADOPTED (7)
<b>Services &amp; Supplies</b>						
5106 Insurance	0	0	0		0	
5120 Communications	0	0	0		0	
5177 Treasure's Fees	0	0	0			
5145 Maintenance Building	0	0	0		0	
5150 Memberships	0	0	0		0	
5160 Office Expense	0	0	0		0	
5165 Professional & Specialized	0	0	0		0	
5166 A87 Costs	0	0	0		0	
5180 Rents Building	0	0	0		0	
Other	0	0	0			
<b>Total Services &amp; Supplies</b>	<b>0</b>	<b>0</b>	<b>0</b>	<b>0</b>	<b>0</b>	<b>0</b>
<b>Fixed Assets</b>						
6228 Equipment	0	0	0			
<b>Total Fixed Assets</b>	<b>0</b>	<b>0</b>	<b>0</b>	<b>0</b>	<b>0</b>	<b>0</b>
<b>BUDGET UNIT TOTAL</b>	<b>0</b>	<b>0</b>	<b>0</b>	<b>0</b>	<b>0</b>	<b>0</b>

COUNTY OF SIERRA  
STATE OF CALIFORNIA  
FISCAL YEAR 2019-20

Budget Name  
Function  
Activity  
Fund  
Budget Unit

**ABOVE GROUND TANKS**  
Public Protection  
Police Protection  
**Special Revenue**  
8915821

FINANCING USES CLASSIFICATION (1)	2016-17 ACTUAL (2)	2017-18 ACTUAL (3)	2018-19 ACTUAL (4)	2017-18 ADOPTED (7)	2019-20 PRELIMINARY (6)	2019-20 ADOPTED (7)
<b>Services &amp; Supplies</b>						
5106 Insurance	0	0	0		0	
5120 Communications	0	0	0		0	
5177 Treasure's Fees	0	0	0		0	
5145 Maintenance Building	0	0	0		0	
5150 Memberships	0	0	0		0	
5160 Office Expense	0	0	0		0	
5165 Professional & Specialized	0	0	0		0	
5166 A87 Costs	0	0	0		0	
5180 Rents Building	0	0	0		0	
Other	0	0	0		0	
<b>Total Services &amp; Supplies</b>	<b>0</b>	<b>0</b>	<b>0</b>	<b>0</b>	<b>0</b>	<b>0</b>
<b>Fixed Assets</b>						
6228 Equipment	0	0	0			
<b>Total Fixed Assets</b>	<b>0</b>	<b>0</b>	<b>0</b>	<b>0</b>	<b>0</b>	<b>0</b>
<b>BUDGET UNIT TOTAL</b>	<b>0</b>	<b>0</b>	<b>0</b>	<b>0</b>	<b>0</b>	<b>0</b>

COUNTY OF SIERRA  
STATE OF CALIFORNIA  
FISCAL YEAR 2019-20

Fund Title  
Activity  
Fund  
Budget Unit

AVIATION  
Transportation Terminal  
033 Aviation  
0330000

OPERATION OF ENTERPRISE FUND

CLASSIFICATION (1)	2016-17 ACTUAL (2)	2017-18 ACTUAL (3)	2018-19 ACTUAL (4)	2018-19 ADOPTED (5)	2019-20 PRELIMINARY (6)	2019-20 ADOPTED (7)
<b>Financing Source by Revenue Category</b>						
Use Of Money	0	0	0		0	
Inter Government	0	0	0		10,000	10,000
Charges For Services	10,000	86,696	421,905	10,000	0	
Miscellaneous	20,059	24,000	24,000		0	
<b>Operating Revenues</b>	<b>30,059</b>	<b>110,696</b>	<b>445,905</b>	<b>10,000</b>	<b>10,000</b>	<b>10,000</b>
<b>Salaries &amp; Employee Benefits</b>						
5000 Regular Salaries						
5001 Extra Help						
5002 Overtime						
5007 Benefits						
<b>Total Salaries &amp; Benefits</b>	<b>0</b>	<b>0</b>	<b>0</b>	<b>0</b>	<b>0</b>	<b>0</b>
<b>Operating Expenses</b>						
5240 Maintenance	0	0	0	10,000	5,000	
5177 Treasurers Fees	0	0	0	100	100	100
5155 Misc	0	0	0		20,055	
5165 Professional & Specialized	0	27,030	423,268			
5187 Special Dept Expense	5,110	654	6,545	1,000		
7003 Administration	0	0	0	6,140	2,000	768
5195 Utilities	1,147	1,163	1,170	1,000	1,000	1,000
<b>Total Services &amp; Supplies</b>	<b>6,257</b>	<b>28,846</b>	<b>430,983</b>	<b>18,240</b>	<b>28,155</b>	<b>1,868</b>
<b>Fixed Assets</b>						
<b>Total Fixed Assets</b>	<b>0</b>	<b>0</b>	<b>0</b>	<b>700</b>	<b>0</b>	<b>0</b>
<b>TOTAL OPERATING EXPENSE</b>	<b>6,257</b>	<b>28,846</b>	<b>430,983</b>	<b>18,940</b>	<b>28,155</b>	<b>1,868</b>
<b>Net Operating Income</b>	<b>23,802</b>	<b>81,850</b>	<b>14,922</b>	<b>(8,940)</b>	<b>(18,155)</b>	<b>8,132</b>
<b>Non-Operating Revenue (Expenses)</b>						
5106 Insurance	(1,518)	(1,517)	(1,518)	(1,513)	(1,536)	(1,536)
5166 Cost Allocation	(40)	(443)	(40)	(1,058)	(4,312)	(4,312)
Taxes	0	0	0	0	0	0
Use of Money	0	0	0	0	0	0
Intergovernmental	0	0	0	0	0	0
<b>Non-Operating</b>	<b>(1,558)</b>	<b>(1,960)</b>	<b>(1,558)</b>	<b>(2,572)</b>	<b>(5,848)</b>	<b>(5,848)</b>
Income Before Transfers	22,244	79,890	13,364	(11,512)	(24,003)	2,284
Transfers In (out)	0	0	0	0	24,000	0
Change In Net Assets	22,244	79,890	13,364	(11,512)	(3)	2,284
Net Assets Beginning	0	0	0	14,500	0	(2,284)
Net Assets End	22,244	79,890	13,364	2,988	(3)	(0)
* Grant #1 86,007; Gmat #2 \$543,000						

COUNTY OF SIERRA  
STATE OF CALIFORNIA  
FISCAL YEAR 2019-20

Fund Title  
Activity  
Fund  
Budget Unit

SOLID WASTE OPERATIONS  
Sanitation  
**041 Solid Waste Enterprise**  
**0410000**  
0410000

OPERATION OF ENTERPRISE FUND

FINANCING USES CLASSIFICATION (1)	2016-17 ACTUAL (2)	2017-18 ACTUAL (3)	2018-19 ACTUAL (4)	2018-19 ADOPTED (5)	2019-20 PRELIMINARY (6)	2019-20 ADOPTED (7)
<b>Financing Source by Revenue Category</b>						
4515 Solid Waste Fees	1,123,400	1,101,402	1,130,237	1,064,654	1,132,391	1,197,825
4523 Building Permits	0	0	0	2,000	5,000	10,000
4529 Recyclables	30,470	0	0	45,000	20,000	2,000
4530 Miscellaneous	38,348	58,602	39,987	3,000	18,000	15,000
4370 Grant Revenues					3,000	3,000
<b>Operating Revenues</b>	<b>1,192,218</b>	<b>1,160,004</b>	<b>1,170,224</b>	<b>1,132,641</b>	<b>1,178,391</b>	<b>1,227,825</b>
<b>Salaries &amp; Employee Benefits</b>						
5000 Regular Salaries	30,104	27,534	24,585	27,382	67,325	67,325
5001 Transfer Stations	22,401	21,462	25,609	53,988	61,888	112,623
5001 Land Fill	61,283	58,714	70,058	59,237	169,305	
5002 Overtime	0	0	0	0	0	0
5004 Retirement	18,064	16,821	11,144		15,154	14,790
5007 Benefits	39,150	42,461	46,618	41,490	72,877	65,049
<b>Total Salaries &amp; Benefits</b>	<b>171,003</b>	<b>166,992</b>	<b>178,015</b>	<b>182,098</b>	<b>386,550</b>	<b>259,787</b>
<b>Services &amp; Supplies</b>						
5177 Miscellaneous	84,056	2,153	6,391	0	0	
8910 Communications	407	230	381	250	250	2,500
8911 Memberships	2,400	2,400	2,400	2,400	2,400	2,400
8912 Office Expense	690	810	993	750	750	1,000
8915 Utilities/Landfill	1,100	1,504	33,272	500	1,500	3,000
8916 Utilities/Transfer Sites	754	881	818	1,500	1,000	3,000
8920 Clothing	636	425	3,844	500	500	1,500
8921 Household Expenses	735	584	1,013	500	500	1,000
8940 Maintenance. Equipments	25,649	29,691	11,718	40,000	40,000	20,000
8941 Maintenance. Signs/Fence	1,119	387	1,483	5,000	3,000	5,000
8942 Maintenance. Buildings	1,385	1,764	1,017	1,000	1,500	5,000
8943 Oil Recycling/Freon Fluid	3,193	3,152	3,814	3,000	3,500	4,000
8950 Road - Landfill Operations	10,595	2,128	0	15,000	10,000	10,000
8952 Road - Brush Chipper	2,341	4,526	11,762	3,000	3,500	54,000
8953 Road - Burning	5,484	12,090	14,192	5,000	5,000	10,000
8954 Litter Control	242	2,052	5,816	1,000	1,500	5,000
8955 Road - Director Mgt.	8,678	12,482	12,725	5,000	10,000	10,000
8956 Road - Superintendent Mgt.	13,874	21,105	16,172	25,000	25,000	20,000
8957 Road - Administration	31,075	31,807	41,369	30,000	30,000	30,000
8958 Road - Accounting	0	0	930	0	0	0
8959 Road - Miscellaneous	116,953	58,973	47,966	100,000	100,000	50,000
8949 Road Snow Removal	1,622	1,115	2,624	1,000	1,000	5,000
8994 Publications/Legal Notices	392	515	225	150	200	250
8995 Special Dept. Expenses	37,912	38,040	35,221	15,000	15,000	15,000
8996 Transportation	0	0	0	0	0	1,000
8997 Porta-Pots	5,189	5,887	6,598	5,000	5,000	6,000
<b>Total Services &amp; Supplies</b>	<b>356,479</b>	<b>234,701</b>	<b>262,745</b>	<b>260,550</b>	<b>261,100</b>	<b>264,650</b>

Continued on next page

COUNTY OF SIERRA  
STATE OF CALIFORNIA  
FISCAL YEAR 2019-20

Fund Title  
Activity  
Fund  
Budget Unit

SOLID WASTE OPERATIONS  
Sanitation  
041 Solid Waste Enterprise  
6040

OPERATION OF ENTERPRISE FUND

FINANCING USES CLASSIFICATION (1)	2016-17 ACTUAL (2)	2017-18 ACTUAL (3)	2018-19 ACTUAL (4)	2018-19 ADOPTED (5)	2019-20 PRELIMINARY (6)	2019-20 ADOPTED (7)
Continued from previous page						
<b>Professional Services</b>						
8970 County Counsel	0	0	0	1,000	1,000	1,000
8972 Consultant Mgt	141,998	94,066	72,835	146,851	69,000	82,000
8973 Water Testing	0	0	0			25,000
8975 SRRE-HWWE	4,263	9,803	5,941	10,000	10,000	8,000
8976 SRRE-NDFE	0	0	0			
8977 SRRE Siting Element	0	0	0			
8978 SRRE Miscellaneous	0	0	0	0	0	
8979 RWQCB Annual Report	0	0	0	0	0	5,000
8980 Haul Contract	117,797	238,334	250,446	117,797	300,000	300,000
8981 Tire Removal	0	0	0	0	0	1,000
5165 Professional & Spec Svcs	82,641	1,500	5,561	69,000	0	
8985 IWWB/SBE	0	0	0			
8986 Waste Discharge Req	0	0	0	0	0	1,000
8990 Fees - IWWB/SBE	2,772	560	(61)	3,000	2,500	2,500
8991 Fees - USFS Permits	0	0	0	0	0	
8992 Fees - Air Quality	0	0	0			
8993 Fees - RWQCB	26,178	22,815	27,646	26,000	26,000	28,000
<b>Total Professional Services</b>	<b>375,649</b>	<b>367,077</b>	<b>362,368</b>	<b>373,648</b>	<b>408,500</b>	<b>453,500</b>
<b>Other Charges</b>						
8983 Oil Recycling Grants	0	0	0			
8984 Recycling Grants	0	0	0			
<b>Total Other Charges</b>	<b>0</b>	<b>0</b>	<b>0</b>	<b>0</b>	<b>0</b>	<b>0</b>
<b>Fixed Assets</b>						
8961 Building & Improvments	0	0	52,237			236,000
8962 Equipment	0	0	20,136		0	45,000
<b>Total Fixed Assets</b>	<b>0</b>	<b>0</b>	<b>72,373</b>	<b>0</b>	<b>0</b>	<b>281,000</b>
<b>TOTAL OPERATING EXPENSE</b>	<b>903,131</b>	<b>768,770</b>	<b>875,500</b>	<b>816,296</b>	<b>1,056,150</b>	<b>1,258,937</b>
<b>Net Operating Income</b>	<b>289,087</b>	<b>391,235</b>	<b>294,724</b>	<b>316,345</b>	<b>122,241</b>	<b>(31,112)</b>

COUNTY OF SIERRA  
STATE OF CALIFORNIA  
FISCAL YEAR 2019-20

Fund Title  
Activity  
Fund  
Budget Unit

SOLID WASTE FEE ADMIN  
Sanitation  
041 Solid Waste Enterprise  
0416050

OPERATION OF ENTERPRISE FUND

FINANCING USES CLASSIFICATION (1)	2016-17 ACTUAL (2)	2017-18 ACTUAL (3)	2018-19 ACTUAL (4)	2018-19 ADOPTED (5)	2019-20 PRELIMINARY (6)	2019-20 ADOPTED (7)
<b>Non-Operating Expenses</b>						
<b>Salaries &amp; Employee Benefits</b>						
5000 Regular Salaries	16,219	17,341	0	4,360	4,645	4,360
5001 Extra Help	0	0	0			
5002 Overtime	0	0	0			
5004 Retirement	2,627	2,721	0	2,653	2,702	2,670
5007 Benefits	5,849	7,516	0	1,776	1,798	1,776
<b>Total Salaries &amp; Benefits</b>	<b>24,696</b>	<b>27,578</b>	<b>0</b>	<b>8,789</b>	<b>9,145</b>	<b>8,806</b>
<b>Services &amp; Supplies</b>						
8930 Insurance	12,965	12,738	0	20,357	20,699	20,357
5120 Communications	0	0	0			
5140 Maintenance Equipment	0	0	0			
5150 Memberships	0	0	0			
5160 Office Expense	501	0	0	501	501	501
5165 Professional & Specialized	2,506	2,616	0	2,500	2,500	2,500
8971 A87 Costs	36,497	58,902	0	4,294	4,294	4,294
5174 Publications & Legal Notices	0	0	0			
5187 Special Dept Expense	929	1,468	0			
8998 Closure/Post-Closure Fund	0	0	0			
8999 RWQCB Trust Fund	0	0	0			
5191 Transportation & Travel	0	0	0			
<b>Total Services &amp; Supplies</b>	<b>53,398</b>	<b>75,724</b>	<b>0</b>	<b>27,652</b>	<b>27,994</b>	<b>27,652</b>
<b>Fixed Assets</b>						
6228 Equipment	0	0	0	500	500	500
<b>Total Fixed Assets</b>	<b>0</b>	<b>0</b>	<b>0</b>	<b>500</b>	<b>500</b>	<b>500</b>
<b>TOTAL NON-OPERATING EXPENSE</b>	<b>78,094</b>	<b>103,302</b>	<b>0</b>	<b>36,941</b>	<b>37,639</b>	<b>36,958</b>
<b>NON-OPERATING REVENUES(EXPENSES)</b>						
Taxes	4,332	3,872	4,332			
Use of Money	0	0	0	200	0	
Intergovernmental	0	0	0		0	
<b>Non-Operating</b>	<b>4,332</b>	<b>3,872</b>	<b>4,332</b>	<b>200</b>	<b>0</b>	<b>0</b>
<b>NON-OPERATING NET REVENUES(EXPENSES)</b>	<b>(73,761)</b>	<b>(99,430)</b>	<b>4,332</b>	<b>(75,495)</b>	<b>(37,639)</b>	<b>(36,958)</b>
Income Before Transfers	215,326	291,804	299,056	240,850	84,602	(68,070)
* Transfers In (out)	(162,342)	(10,000)	(7,000)	(162,342)	(112,000)	(30,000)
Change In Net Assets	52,984	281,804	292,056	78,509	(27,398)	(98,070)
Net Assets Beginning			80,860	(78,308)	375,151	500,000
Net Assets End	52,984	281,804	372,916	201	347,753	401,930
Number of Personnel Budgeted	3.0	4.7	4.7	4.7	4.7	4.7
* RWQCB Trust Fund				0		0
* Closure/Post-Closure Fund						
* RWQCB Trust Fund						



COUNTY OF SIERRA  
STATE OF CALIFORNIA  
FISCAL YEAR 2019-20

Fund Title  
Activity  
Fund  
Budget Unit

SOLID WASTE GRANT FUNDS  
Sanitation  
042 SW Closure Post Closer  
0420000  
Closure Post Closer

OPERATION OF ENTERPRISE FUND

FINANCING USES CLASSIFICATION (1)	2016-17 ACTUAL (2)	2017-18 ACTUAL (3)	2018-19 ACTUAL (4)	2018-19 ADOPTED (5)	2019-20 PRELIMINARY (6)	2019-20 ADOPTED (7)
<b>Financing Source by Revenue Category</b>						
Licenses Permits & Franchises	0	0	0	0	0	0
Fines, Forfeitures & Penalties	0	0	0	0	0	0
Interest	18,038	23,492	25,350	4,000	4,000	12,000
Transfers In	172,342	10,000	0	162,342	102,000	0
<b>Operating Revenues</b>	<b>190,380</b>	<b>33,492</b>	<b>25,350</b>	<b>0</b>	<b>106,000</b>	<b>12,000</b>
<b>Salaries &amp; Employee Benefits</b>						
5000 Regular Salaries						
5001 Extra Help						
5002 Overtime						
5007 Benefits						
<b>Total Salaries &amp; Benefits</b>	<b>0</b>	<b>0</b>	<b>0</b>	<b>0</b>	<b>0</b>	<b>0</b>
<b>Services &amp; Supplies</b>						
5165 Professional & Specialized	0	0	0			
5168 Publications & Legal Notices	0	0	0			
8957 Road Administration	0	0	0			
7600	0	434,462	434,462			327,000
<b>Total Services &amp; Supplies</b>	<b>0</b>	<b>434,462</b>	<b>434,462</b>	<b>0</b>	<b>0</b>	<b>327,000</b>
<b>Fixed Assets</b>						
8963 Equipment	0	0	0			
<b>Total Fixed Assets</b>	<b>0</b>	<b>0</b>	<b>0</b>	<b>0</b>	<b>0</b>	<b>0</b>
<b>BUDGET UNIT TOTAL</b>	<b>0</b>	<b>434,462</b>	<b>434,462</b>	<b>0</b>	<b>0</b>	<b>327,000</b>
<b>Net Operating Income</b>	<b>190,380</b>	<b>(400,970)</b>	<b>(409,112)</b>	<b>0</b>	<b>106,000</b>	<b>(315,000)</b>
<b>Non-Operating Revenue (Expenses)</b>						
5106 Insurance						
5166 Cost Allocation						
Taxes						
Use of Money						
Intergovernmental						
<b>Non-Operating</b>	<b>0</b>	<b>0</b>	<b>0</b>	<b>0</b>	<b>0</b>	<b>0</b>
Income	190,380	(400,970)	(409,112)	0	106,000	(315,000)
Change In Net Assets	190,380	(400,970)	(409,112)	0	106,000	(315,000)
Net Assets Beginning	0	0	0	0	1,487,918	1,149,305
Net Assets End	190,380	(400,970)	(409,112)	0	1,593,918	834,305

COUNTY OF SIERRA  
STATE OF CALIFORNIA  
FISCAL YEAR 2019-20

Fund Title  
Activity  
Fund  
Budget Unit

SOLID WASTE GRANT FUNDS  
Sanitation  
042 SW Post Closer  
0421000  
Post Closer Reserve Fund

OPERATION OF ENTERPRISE FUND

FINANCING USES CLASSIFICATION (1)	2016-17 ACTUAL (2)	2017-18 ACTUAL (3)	2018-19 ACTUAL (4)	2018-19 ADOPTED (5)	2019-20 PRELIMINARY (6)	2019-20 ADOPTED (7)
---	--------------------------	--------------------------	--------------------------	---------------------------	-------------------------------	---------------------------

Financing Source by Revenue Category

Licenses Permits & Franchises	0	0	0	0	0	0
Fines, Forfeitures & Penalties	0	0	0	0	0	0
Interest	0	0	0	0	0	0
Transfers In	0	10,000	10,000	0	10,000	30,000
<b>Operating Revenues</b>	<b>0</b>	<b>10,000</b>	<b>10,000</b>	<b>0</b>	<b>10,000</b>	<b>30,000</b>

Salaries & Employee Benefits

5000 Regular Salaries						
5001 Extra Help						
5002 Overtime						
5007 Benefits						
<b>Total Salaries &amp; Benefits</b>	<b>0</b>	<b>0</b>	<b>0</b>	<b>0</b>	<b>0</b>	<b>0</b>

Services & Supplies

5165 Professional & Specialized	0	0	0			
5168 Publications & Legal Notices	0	0	0			
8957 Road Administration	0	0	0			
	0	0	0			
<b>Total Services &amp; Supplies</b>	<b>0</b>	<b>0</b>	<b>0</b>		<b>0</b>	<b>0</b>

Fixed Assets

8963 Equipment	0	0	0			
<b>Total Fixed Assets</b>	<b>0</b>	<b>0</b>	<b>0</b>		<b>0</b>	<b>0</b>

BUDGET UNIT TOTAL

<b>Net Operating Income</b>	<b>0</b>	<b>10,000</b>	<b>10,000</b>		<b>10,000</b>	<b>30,000</b>
-----------------------------	----------	---------------	---------------	--	---------------	---------------

Non-Operating Revenue (Expenses)

5106 Insurance						
5166 Cost Allocation						
Taxes						
Use of Money						
Intergovernmental						
<b>Non-Operating</b>	<b>0</b>	<b>0</b>	<b>0</b>	<b>0</b>	<b>0</b>	<b>0</b>
Income	0	10,000	10,000	0	10,000	20,000
Change In Net Assets	0	10,000	10,000	0	10,000	20,000
Net Assets Beginning	0	0	0	0	10,000	
Net Assets End	0	10,000	10,000	0	20,000	20,000

COUNTY OF SIERRA  
STATE OF CALIFORNIA  
FISCAL YEAR 2019-20

Fund Title  
Activity  
Fund  
Budget Unit

SOLID WASTE GRANT FUNDS  
Sanitation  
042 SW Post Closer  
0422000  
Post Closer Reserve Fund

OPERATION OF ENTERPRISE FUND

<b>FINANCING USES CLASSIFICATION</b> (1)	<b>2016-17 ACTUAL</b> (2)	<b>2017-18 ACTUAL</b> (3)	<b>2018-19 ACTUAL</b> (4)	<b>2018-19 ADOPTED</b> (5)	<b>2019-20 PRELIMINARY</b> (6)	<b>2019-20 ADOPTED</b> (7)
<b>Financing Source by Revenue Category</b>						
Licenses Permits & Franchises	0	0	0	0	0	0
Fines, Forfeitures & Penalties	0	0	0	0	0	0
Interest	0	0	0	0	0	0
Transfers In	0	434,462	434,462	0	10,000	327,000
<b>Operating Revenues</b>	<b>0</b>	<b>434,462</b>	<b>434,462</b>	<b>0</b>	<b>10,000</b>	<b>327,000</b>
<b>Salaries &amp; Employee Benefits</b>						
5000 Regular Salaries						
5001 Extra Help						
5002 Overtime						
5007 Benefits						
<b>Total Salaries &amp; Benefits</b>	<b>0</b>	<b>0</b>	<b>0</b>	<b>0</b>	<b>0</b>	<b>0</b>
<b>Services &amp; Supplies</b>						
5165 Professional & Specialized	0	0	0			200,000
5168 Publications & Legal Notices	0	0	0			
8957 Road Administration	0	0	0			100,000
	0	0	0			
<b>Total Services &amp; Supplies</b>	<b>0</b>	<b>0</b>	<b>0</b>		<b>0</b>	<b>300,000</b>
<b>Fixed Assets</b>						
8963 Equipment	0	0	0			
<b>Total Fixed Assets</b>	<b>0</b>	<b>0</b>	<b>0</b>		<b>0</b>	<b>0</b>
<b>BUDGET UNIT TOTAL</b>	<b>0</b>	<b>0</b>	<b>0</b>		<b>0</b>	<b>300,000</b>
<b>Net Operating Income</b>	<b>0</b>	<b>434,462</b>	<b>434,462</b>		<b>10,000</b>	<b>27,000</b>
<b>Non-Operating Revenue (Expenses)</b>						
5106 Insurance						
5166 Cost Allocation						
Taxes						
Use of Money						
Intergovernmental						
<b>Non-Operating</b>	<b>0</b>	<b>0</b>	<b>0</b>	<b>0</b>	<b>0</b>	<b>0</b>
Income	0	434,462	434,462	0	10,000	
Change In Net Assets	0	434,462	434,462	0	10,000	0
Net Assets Beginning	0	0	0	0	10,000	
Net Assets End	0	434,462	434,462	0	20,000	0

COUNTY OF SIERRA  
STATE OF CALIFORNIA  
FISCAL YEAR 2019-20

Fund Title  
Activity  
Fund  
Budget Unit

SOLID WASTE GRANT FUNDS  
Sanitation  
043 Solid Waste Enterprise  
043  
Recycle Grants

OPERATION OF ENTERPRISE FUND

FINANCING USES CLASSIFICATION (1)	2016-17 ACTUAL (2)	2017-18 ACTUAL (3)	2018-19 ACTUAL (4)	2018-19 ADOPTED (5)	2019-20 PRELIMINARY (6)	2019-20 ADOPTED (7)
<b>Salaries &amp; Employee Benefits</b>						
5000 Regular Salaries						
5001 Extra Help						
5002 Overtime						
5007 Benefits						
<b>Total Salaries &amp; Benefits</b>	<b>0</b>	<b>0</b>	<b>0</b>	<b>0</b>	<b>0</b>	<b>0</b>
<b>Services &amp; Supplies</b>						
5155 Memberships	0	0	0			
5165 Professional & Specialized	1,560	1,650	1,100	1,450	3,000	
5168 Publications & Legal Notices	0	2,007	1,032	500	500	
5177 Treasurer's Fees	0	0	0			
8914 Publications	0	0	0		500	
8957 Road Administrati	0	0	0	1,000	0	0
5131 Supplies	0	0	0	1,350	0	0
8975 SRRE HWWWE	0	0	0			
8983 Oil Recycle	0	0	0			
8986 Waste Discharge	0	0	0			
8995 Special Department Exp	1,887	2,012	3,861	1,500	9,000	47,000
8996 Travel	0	0	0	0		
8997 Porta-Pots	0	0	0			
<b>Total Services &amp; Supplies</b>	<b>3,447</b>	<b>5,668</b>	<b>5,993</b>	<b>5,800</b>	<b>13,000</b>	<b>47,000</b>
<b>Fixed Assets</b>						
8963 Equipment	0	0	0	9,200		20,000
<b>Total Fixed Assets</b>	<b>0</b>	<b>0</b>	<b>0</b>	<b>9,200</b>	<b>0</b>	<b>20,000</b>
<b>BUDGET UNIT TOTAL</b>	<b>3,447</b>	<b>5,668</b>	<b>5,993</b>	<b>15,000</b>	<b>13,000</b>	<b>67,000</b>
<b>Non-Operating Revenue (Expenses)</b>						
5106 Insurance	0	0	0		0	
5166 Cost Allocation	0	0	0		0	
Taxes	0	0	0	0	0	0
Use of Money	0	0	0			
Intergovernmental	15,000	15,000	22,500	15,000	15,000	30,000
<b>Non-Operating</b>	<b>15,000</b>	<b>15,000</b>	<b>22,500</b>	<b>15,000</b>	<b>15,000</b>	<b>30,000</b>
Income Before Transfers	11,553	9,332	16,507	0	2,000	(37,000)
Transfers In (out)	0	0	0		(2,000)	(3,000)
Change In Net Assets	11,553	9,332	16,507	0	0	(40,000)
Net Assets Beginning	0	0	0		0	40,000
Net Assets End	11,553	9,332	16,507	0	0	0

COUNTY OF SIERRA  
STATE OF CALIFORNIA  
FISCAL YEAR 2019-20

Fund Title  
Activity  
Fund  
Budget Unit

SOLID WASTE GRANT FUNDS  
Sanitation  
044 WQCB  
044

OPERATION OF ENTERPRISE FUND

FINANCING USES CLASSIFICATION (1)	2016-17 ACTUAL (2)	2017-18 ACTUAL (3)	2018-19 ACTUAL (4)	2018-19 ADOPTED (5)	2019-20 PRELIMINARY (6)	2019-20 ADOPTED (7)
<b>Salaries &amp; Employee Benefits</b>						
5000 Regular Salaries						
5001 Extra Help						
5002 Overtime						
5007 Benefits						
<b>Total Salaries &amp; Benefits</b>	<b>0</b>	<b>0</b>	<b>0</b>	<b>0</b>	<b>0</b>	<b>0</b>
<b>Services &amp; Supplies</b>						
5106 Insurance						
5168 Publications & Legal Notices					1,500	
5177 Treasurer's Fees						
8914 Publications						
8957 Road Administrati				500	500	
5131 Supplies	27,000	12,693	27,559			
8975 SRRE HWWE						
8983 Oil Recycle				500	3,000	
8986 Waste Discharge				8,000		
8995 Special Department Exp						
8996 Travel					1,000	
5165 Professional & Specialized						
5191 Transportation & Travel						
<b>Total Services &amp; Supplies</b>	<b>27,000</b>	<b>12,693</b>	<b>27,559</b>	<b>9,000</b>	<b>6,000</b>	<b>0</b>
<b>Fixed Assets</b>						
6228 Equipment	0	0	0	6,000	6,000	
<b>Total Fixed Assets</b>	<b>0</b>	<b>0</b>	<b>0</b>	<b>6,000</b>	<b>6,000</b>	<b>0</b>
<b>BUDGET UNIT TOTAL</b>	<b>27,000</b>	<b>12,693</b>	<b>27,559</b>	<b>15,000</b>	<b>12,000</b>	<b>0</b>
<b>Non-Operating Revenue (Expenses)</b>						
5106 Insurance	0	0	0		0	
5166 Cost Allocation	0	0	0		0	
Taxes	0	0	0	0	0	0
Use of Money	0	0	0	0		600
Intergovernmental	15,000	15,000	22,500	15,000	15,000	
<b>Non-Operating</b>	<b>15,000</b>	<b>15,000</b>	<b>22,500</b>	<b>15,000</b>	<b>15,000</b>	<b>600</b>
Income Before Transfers	(12,000)	2,307	(5,059)	0	3,000	600
Transfers In (out)	0	0	0		(3,000)	0
Change In Net Assets	(12,000)	2,307	(5,059)	0	0	600
Net Assets Beginning	6,587	9,031	0	0	0	42,374
Net Assets End	(5,413)	11,338	(5,059)	0	0	42,974

COUNTY OF SIERRA  
STATE OF CALIFORNIA  
FISCAL YEAR 2019-20

Budget Name  
Function  
Activity  
Fund  
Budget Unit

COUNTY TRANSPORTATION  
Public Ways and Facilities  
Senior Van Transportation  
055 County Transportation  
0550000

FINANCING USES CLASSIFICATION (1)	2016-17 ACTUAL (2)	2017-18 ACTUAL (3)	2018-19 ACTUAL (4)	2018-19 ADOPTED (5)	2019-20 PRELIMINARY (6)	2019-20 ADOPTED (7)
<b>Financing Source by Revenue Category</b>						
Licenses Permits & Franchises	0	0	0	0	0	0
Inter Government	98,967	0	48,000	190,000	119,500	48,000
Charges For Services	56,000	48,000	0			
Miscellaneous	11,059	64,792	0			
<b>Operating Revenues</b>	<b>166,026</b>	<b>112,792</b>	<b>48,000</b>	<b>190,000</b>	<b>119,500</b>	<b>48,000</b>
<b>Salaries &amp; Employee Benefits</b>						
5000 Regular Salaries						
5001 Extra Help						
5002 Overtime						
5007 Benefits						
<b>Total Salaries &amp; Benefits</b>	<b>0</b>	<b>0</b>	<b>0</b>	<b>0</b>	<b>0</b>	<b>0</b>
<b>Services &amp; Supplies</b>						
5106 Insurance	0	0	0			
5140 Maintenance Equipment	0	0	0			
5145 Maintenance Building	0	0	0			
5150 Memberships	0	0	0			
5160 Office Expense	0	0	0			
5165 Professional & Specialized	0	0	0			
5166 A87 Costs	1,540	4,070	3,677			
5174 Publications & Legal Notices	0	0	0			
5175 Rents & Leases Equipment	0	0	0			
5180 Rents Building	0	0	0			
5187 Special Dept Expense	0	179	0			
6080 Golden Ray	49,000	54,000	54,000	73,000	54,000	54,000
6081 Inc Seniors	49,000	54,000	54,000	73,000	54,000	54,000
7600 Transfer to Other Funds	0	0	0			
<b>Total Services &amp; Supplies</b>	<b>99,540</b>	<b>112,249</b>	<b>111,677</b>	<b>146,000</b>	<b>108,000</b>	<b>108,000</b>
<b>Fixed Assets</b>						
6232 Equipment	0	0	0	150,000		130,000
<b>Total Fixed Assets</b>	<b>0</b>	<b>0</b>	<b>0</b>	<b>150,000</b>	<b>0</b>	<b>130,000</b>
<b>BUDGET UNIT TOTAL</b>	<b>99,540</b>	<b>112,249</b>	<b>111,677</b>	<b>296,000</b>	<b>108,000</b>	<b>238,000</b>
<b>Net Operating Income</b>	<b>66,486</b>	<b>543</b>	<b>(63,677)</b>	<b>(74,316)</b>	<b>11,500</b>	<b>(190,000)</b>
<b>Non-Operating Revenue (Expenses)</b>						
5106 Insurance	0	0	0	(192)	(238)	
5166 Cost Allocation	(1,540)	0	0	(1,154)	(4,200)	(4,200)
Taxes	0	0	0	0	0	0
Use of Money	(1,164)	0	0	3		
Other	98,967	0	0	0	(15,631)	(6,300)
<b>Non-Operating</b>	<b>96,263</b>	<b>0</b>	<b>0</b>	<b>(1,344)</b>	<b>(20,069)</b>	<b>(10,500)</b>
Income Before Transfers	162,749	543	(63,677)	(75,660)	(8,569)	(200,500)
Transfers In (out)	89,845	64,792	63,921	74,316	8,000	200,500
Change In Net Assets	252,594	65,336	244	(1,344)	(569)	0
Net Assets Beginning	0	0	0	1,344	0	0
Net Assets End	252,594	65,336	244	(0)	(569)	0

**STATE CONTROLLER  
COUNTY BUDGET ACT  
FISCAL YEAR 2019-20**

**COUNTY OF SIERRA  
STATE OF CALIFORNIA  
TRANSFERS**

From:		To:	
<b>General Fund:</b>			
Contributions to others	50,000	Parks Fund 208	50,000
Contributions to others	9,163	Road Fund 031	9,163
Contributions to others	7,330	Health 1991 Realignment 817	7,330
Contributions to others	7,000	CSA 1	7,000
Contributions to others	5,000	CSA 3	5,000
Contributions to others	5,324	CSA 5	5,324
Contributions to others	10,000	Sierra Brooks 2072000 Construction	10,000
Contributions to others	20,000	Board Trust	20,000
<b>Public Assistant Funds:</b>			
1991 Realignment 816	820,000	Welfare Funds 0515800 & 0515810	820,000
2011 Realignment 8120000	700,000	Welfare Funds 0515800 & 0515810	700,000
Family Suport 8122000	350,000	Welfare Funds 0515800 & 0515810	350,000
1991 Realignment 816	212,282	1991 Ralignment Health 817	212,282
2011 Realignment 8121000	250,000	Mental Health Department 0515670	250,000
1991 Realignment 817	450,000	Health Department 0515610	450,000
1991 Realignment 815	381,260	Mental Health Department 0515670	381,260
<b>Law Enforcement:</b>			
COPS 8300000	150,000	General Fund 001	150,000
COPS 8307840	128,000	General Fund 001	128,000
Rural Law Enforcement 8340000	550,000	General Fund 001	550,000
1/2¢ Sales Tax Law Enforcment	100,000	General Fund 001	100,000
2011 Realignment 8130000	182,000	General Fund 001 Dept. Specialist	182,000
2011 Realignment 8131000	375,000	General Fund 001 Law Enforcment	375,000
2011 Realignment 8134100	130,000	General Fund 001 YOBG	130,000
2011 Realignment 8133000	7,000	General Fund 001 D.A. & P.D. Training	7,000
2011 Realignment 8132000	24,300	General Fund 001 Court Security	24,300
<b>Various:</b>			
Micrographics 8211003	3,000	General Fund 001	3,000
Recorder's Modernization 8211005	3,000	General Fund 001	3,000
CSA # 1	100	Parks 208	100
CSA # 2	1,500	Parks 208	1,500
CSA # 3	1,000	Parks 208	1,000
CSA # 4	50	Parks 208	50
CSA # 5	10	Parks 208	10
2011 Realignment 8131000	1,636	2011 Realignment 8135000	1,636
<b>Transit:</b>			
State Transit 853 Trans Planning		County Transportation 055 Operations	200,500
State Transit 854 STA	130,000	State Transit 853 Planning	8,000
Local Transportation 855 LTF	78,500		
<b>Health Trusts:</b>			
LEA 8915615	16,000	Health Department 0515610	500,565
Hospital Preparedness 8915618	30,000		
Pandemic Flue 8915614	16,500		
PH Emergency Prep. 8915616	30,000		
CUPA 8915617	80,000		
Tobaco 8915660	150,000		
Prop 56 8915611	178,065		
<b>Mental Health Trusts:</b>			
MHSA Prudent Reserve 8909570	385,430	MHSA Planning 8915671	319,297
		MSHA PEI 8915672	66,133
MHSA 8915671	713,466	MSHA WET 8915675	40,000
		MHAS Capital 8915676	673,466
MHSA Capital 8915676	970,454	Mental Health Dept. 0515670	4,015,117
MHSA 8915671	1,636,096		
MHSA PI 8915672	1,130,067		
MH 8915677	95,000		
Workforce Ed Training 8915675	150,000		
Prop 36 8915820	33,500		
<b>Solid Waste:</b>			
Operations 0410000	30,000	Fund 0421000	30,000
sw Closure Post Closure 0420000	327,000	SW Landfill Closure 0422000	327,000
Recyle Grants	3,000	Operations 0410000	3,000
	11,117,033		11,117,033

			2016-17 ACTUAL	2017-18 ACTUAL	2018-19 ACTUAL	2019-20 PRELIMINARY	2019-20 ADOPTED BY BOARD
			(2)	(3)	(4)	(5)	(6)
Revenue from Funds Transfers							
General Fund	0013001	4711	1,641,712	1,510,311	1,487,030	1,628,300	1,652,300
Road Fund	0313010	4711	0	9,163	9,163	9,163	9,163
Aviation	0330000	4711	20,000	24,000	24,000	24,000	
Solid Waste	0410000	4711	3,000	3,000	3,000	3,000	3,000
Solid Waste	0420000	4711	172,342	10,000	0	0	
Solid Waste	0421000	4711	0	10,000	10,000	30,000	30,000
Solid Waste	0422000	4711	0	434,462	434,462		327,000
Solid Waste	0430000	4711	0	0	0		
Solid Waste	0440000	4711	0	0	0		
Health	0515610	4711	604,760	706,192	911,631	1,156,114	950,565
Behavioral Health	0515670	4711	2,045,027	2,331,942	2,023,958	4,154,012	4,646,377
Social Services	0515800	4711	477,053	1,121,504	795,641	1,002,421	1,390,000
Social Services	0515810	4711	126,997	138,927	116,625	636,500	480,000
Transportation	0550000	4711	11,059	64,792	63,921	0	200,500
CSA 1	2010000	4711	5,904	4,045	3,265	7,000	7,000
CSA 3	2030000	4711	1,330	1,904	757	5,000	5,000
CSA 5	2050000	4711	3,269	4,043	6,207	5,324	5,324
Sierra Brooks	2070000	4711	0	0	0		
Sierra Brooks	2072000	4711	0	0	0		10,000
Parks	2083030	4711	97,511	102,227	112,335	84,550	52,660
	8000000	4711	0	0	20,000	20,000	20,000
	8120000	4711	0	4,070	0		
Realignment Behavioral Health	8121000	4711	0	0	0		
2011 Realignment	8135000	4711	1,301	2,676	0	1,636	1,636
Mental Health Realignment	8150000	4711	0	67,952	78,667	84,837	
	8160000	4711	0	2,949	0		
Health Realignment	8170000	4711	7,330	42,330	220,810	207,411	219,612
	8217270	4711	0	0	0		
	8211002	4711	0	0	0		
Vital Statistics	8211006	4711	0	0	0		
	8480000	4711	0	0	0		
Transportation Planning	8530000	4711	339	0	6,561	8,000	8,000
Local Transportation	8550000	4711	0	0	0		
	8909570	4711	0	0	0		
	8915672	4711	0	0	0		66,133
	8915661	4711	0	16,875	0		
MHSA PLANNING	8915671	4711	0	0	0		319,297
Prevention Early Intervention MHSA	8915675	4711	0	227,631	0		40,000
MHSA CAP FACILITIES & TECH	8915676	4711	0	0	290,988		673,466
	8915681	4711	0	0	0		
PROP 36 SUB ABUSE TRUST	8915820	4711	0	0	0		
			5,218,932	6,840,996	6,619,021	9,067,268	11,117,033
							0



		2016-17 ACTUAL	2017-18 ACTUAL	2018-19 ACTUAL	2019-20 RECOMMENDED	2019-20 ADOPTED BY BOARD	
	Funds Transferd out	(2)	(3)	(4)	(5)	(6)	
	Genaeral Fund 0015150	7600	133,066	150,321	177,158	139,707	113,817
	AB8 Equalization 0015940	7600		0	0		
	Road Fund 0330000	7600	0	0	0		
	Aviation 0333010	7600	0	0	0		
	Solid Waste Operations 0410000	7600	162,342	10,000	10,000	0	
	Solid Waster Closure 0420000	7600	0	434,462	434,462		327,000
	Solid Waste Grants 0430000	7600	3,000	3,000	3,000	3,000	3,000
	Solid Waste 0440000	7600	10,000	10,000	0	30,000	30,000
	Health 0515610	7600	0	0	9,779		
	Behavioral Health 0515670	7600	0	0	12,309		
	Social Services 0515800	7600	0	0	11,020		
	Social Services 0515810	7600	0	0	0		
	Transportation 0550000	7600	0	0	0		
	CSA 1 2010000	7600	65	68	167	100	100
	CSA 2 2020000	7600	1,337	1,404	3,463	1,500	1,500
	CSA 3 2030000	7600	828	870	2,145	1,000	1,000
	CSA 4 2040000	7600	38	40	98	50	50
	CSA 5 2050000	7600	10	10	25	10	10
	Sierra Brooks 2060000	7600	0	0	0		
	8000000	7600	0	0	0		
	8020000	7600	0	0	0		
	8021001	7600	0	0	0		
	8030000	7600	0	0	0		
	8120000	7600	383,201	367,899	319,212	998,828	700,000
	Realignement Behavioral Health 8121000	7600	132,796	234,378	265,087	250,000	250,000
	8122000	7600	0	21,795	9,294	3,593	350,000
	8130000	7600	132,472	154,439	135,482	182,000	182,000
	8131000	7600	438,570	196,208	263,691	376,636	376,636
	8131010	7600	33,627	107,707	100,000	0	
	8132000	7600	15,646	24,300	36,300	24,300	24,300
	8133000	7600	3,034	3,000	4,656	3,000	7,000
	8134000	7600	0	0	0		
	8134100	7600	120,615	124,092	109,207	130,000	130,000
	Local Inovation Sub Acct 8135000	7600	0	0	0		
	Mental Health Realignement 8150000	7600	333,785	462,189	469,662	432,859	381,260
	Social Services Realignement 8160000	7600	220,849	980,708	724,340	888,559	1,032,282
	Cal Works Realignement 8161000	7600	0	0	0		
	Public Health Realignement 8170000	7600	309,375	464,212	591,055	451,082	450,000
	8211003	7600	3,000	3,000	3,000	3,000	3,000
	8211005	7600	3,000	3,000	10,800	3,000	3,000
	8217240	7600	0	0	0		
	8217270	7600	0	0	0		
	8300000	7600	159,853	120,000	120,000	150,000	150,000
	8307840	7600	114,548	120,000	120,000	128,000	128,000
	8340000	7600	516,909	550,000	450,653	550,000	550,000
	8360000	7600	101,741	107,241	99,305	100,000	100,000
	8470000	7600	0	0	0		
	8480000	7600	0	0	0		
	8509810	7600	0	0	0		
	8509820	7600	0	0	0		
	8511008	7600	0	0	0		
	Transportation Planning 8530000	7600	0	0	0	0	0
	State Transportation 8540000	7600	2,143	0	0	0	130,000
	Local Transportation 8550000	7600	9,254	64,792	70,482	8,000	78,500
	8511008	7600	0	0	0		
	8581011	7600	0	0	0		
	8628750	7600	0	0	0		
	8770000	7600	0	0	0		
	8909570	7600	0	0	0		385,430
	8915609	7600	0	0	0		
	8915611	7600	0	0	0	0	
	Innovation BH 8915612	7600	0	0	0	300,000	
	PANDEMIC INFLUENZA 8915614	7600	15,026	15,026	0	15,026	16,500
	LEA 8915615	7600	14,769	14,024	15,505	15,567	16,000
	BIO-TERRORISM 8915616	7600	25,424	25,430	25,430	25,430	30,000
	CUPA 8915617	7600	48,057	65,500	67,016	65,500	80,000
	HOSPITAL PREPAREDNESS 8915618	7600	29,323	29,323	29,323	29,323	30,000
	8915622	7600	0	0	0		
	8915623	7600	0	0	0		

	8915624	7600	0	0	0	140,000	
	8915660	7600	162,786	109,552	36,505	399,000	150,000
	8915661	7600	0	0	170,715		178,065
	MHSA PLANNING 8915671	7600	844,474	1,118,190	1,284,121	1,497,638	2,349,562
Prevention Early Intervetion MHSA	8915672	7600	243,964	206,036	142,826	526,622	1,130,067
	8915670	7600	0	0	0		
	SAMHSA 8915674	7600	0	0	0		
	Workforce Ed 8915675	7600	54,216	0	26,916	200,000	150,000
MHSA CAP FACILITIES & TECH	8915676	7600	1,555	15,634	28,519	640,000	970,454
	Menatl Health 8915677	7600	0	0	3,496		95,000
SAPT PER - PERINATAL	8915681	7600	0	0	0		
	8915683	7600	0	0	0		
	8915684	7600	0	0	0		
SAPT PER - PERINATAL	8915685	7600	433,267	523,146	205,845	339,752	
PROP 36 SUB ABUSE TRUST	8915820	7600	970	0	0		33,500
	8915821	7600	0	0	16,123	15,186	
			5,218,932	6,840,996	6,618,193	9,067,268	11,117,033
			0	0	828	0	0

**STATE CONTROLLER  
COUNTY BUDGET ACT**

**COUNTY OF SIERRA  
STATE OF CALIFORNIA**

**FISCAL YEAR 2019-20**

**LIST OF ENCUMBRANCES FROM PRIOR YEAR**

<b>FUND</b>	<b>FUND NAME &amp; DEPARTMENT</b>	<b>DESCRIPTION</b>	<b>AMOUNT</b>
001	GENERAL	Sheiff Vehicles	118,500
001	GENERAL	Building Vehicle	25,000
001	GENERAL	Planning Vehicle	25,000
		Total General Fund	<u>168,500</u>
	208 Parks		
031	ROAD		0
		Total Road Fund	<u>0</u>
051	HUMAN SERVICES		0
		Total Human Services	<u>0</u>
		<b>TOTAL ENCUMBRANCE</b>	<b><u>168,500</u></b>

**INSURANCE DISTRIBUTION**

**FISCAL YEAR 2019-20**

FUND/ DEPT	DEPARTMENT NAME	5006 DR.			DR 5106
		Workers Comp	Property	Liability	Total Property & Liability
0015010	BOARD OF SUPERVISORS	7,330.57	425.34	25,955.23	26,381
0015020	ASSESSOR	7,330.57	593.99	2,899.33	3,493
0015040	AUDITOR	20,369.27	439.58	2,117.55	2,557
0015050	TREASURER-TAX COLLECTOR	3,859.52	242.20	1,188.39	1,431
0015100	INSURANCE	1,466.11	77.31	386.97	464
0015160	ECONOMIC DEVELOPMENT	0.00	0.00	0.00	0
	ELECTIONS	0.00	0.00	0.00	0
0015261	INFORMATION SERVICES	2,932.23	240.41	1,161.36	1,402
0015280	PLANT MAINTENANCE	2,609.68	227.67	1,095.50	1,323
0015370	DISTRICT ATTORNEY	1,979.25	189.36	915.45	1,105
0015430	CLERK-RECORDER	4,398.34	382.39	1,840.35	2,223
0015450	SHERIFF-CORONER	312,189.61	54,771.82	26,540.05	81,312
0015460	MARINE PATROL	0.00	0.00	331.00	331
0015470	OCJP DRUG GRANT	0.00	0.00	0.00	0
0015480	JAIL	0.00	0.00	12,900.00	12,900
0015490	PROBATION	6,151.59	703.97	3,367.29	4,071
0015510	VICTIM-WITNESS	952.97	56.18	278.30	334
0015520	BUILDING	2,932.23	214.07	1,051.63	1,266
0015550	OES	1,612.72	83.10	416.90	500
0015560	PLANNING	4,178.42	263.29	9,063.05	9,326
0015650	ANIMAL CONTROL	0.00	0.00	0.00	0
0310000	ROAD	79,703.57	9,073.47	67,471.51	76,545
0330000	AIRPORT	0.00	21.56	1,514.34	1,536
0410000	SOLID WASTE	35,945.21	960.32	19,738.86	20,699
0515610	HEALTH	11,508.99	1,096.08	18,770.89	19,867
0515670	MENTAL HEALTH	36,544.76	2,318.52	17,598.03	19,917
0515800	SOCIAL SERVICES ADMIN	126,409.26	9,247.27	31,072.27	40,320
0910000	COURTS			5,295.40	5,295
2010000	CSA #1	0.00	21.56	97.34	119
2020000	CSA #2	0.00	21.56	97.34	119
2030000	CSA #3		21.56	97.34	119
2040000	CSA #4		21.56	97.34	119
2050000	CSA #5		21.56	97.34	119
2070000	SIERRA BROOKS WATER	733.06	97.03	466.31	563
			0.00		0
8530000	TRANSPORTATION COMMISSION		43.11	194.68	238
2080000	Parks	733.06	731.24	6,558.56	7,290
0015150				1,168	1,168
	<b>Totals</b>	<b>671,871</b>	<b>82,607</b>	<b>261,844</b>	<b>344,451</b>

**COST ALLOCATION  
FISCAL YEAR 2019-20**

<b>FUND/DEPT</b>	<b>DEPARTMENT NAME</b>	<b>2019-20</b>	<b>2018-19</b>
0015010	BOARD OF SUPERVISORS	47,181	48,550
0015020	ASSESSOR	93,735	72,488
0015150	CONTRIBUTIONS TO OTHERS	1,402	891
0015160	ECON. DEVELOPMENT.	1,352	1,385
0015200	ELECTIONS	1,538	1,210
0015290	ENGINEER	824	1,135
0015360	COURTS	2,355	1,632
0015370	DISTRICT ATTORNEY	31,890	26,248
0015380	PUBLIC DEFENDER	3,895	1,833
0015390	LAW LIBRARY	(13)	0
	GRAND JURY	706	(126)
0015430	CLERK/RECORDER	58,684	61,481
0015450	SHERIFF-CORONER	225,128	277,054
0015460	MARINE PATROL	3,236	1,869
0015470	OCJP DRUG GRANT	(352)	174
0015480	JAIL	41,843	56,948
0015490	PROBATION	59,630	67,500
0015510	VICTIM WITNESS	9,280	13,132
0015520	BUILDING	38,137	42,852
0015530	AG COMMISSIONER	1,517	970
0015550	OES	16,376	14,029
0015560	PLANNING	52,862	54,655
0015570	LAFCO	87	41
0015650	ANIMAL CONTROL	34	57
0015900	LIBRARY	672	400
0015910	FARM ADVISOR	625	468
0015920	MISC REBATES REFUNDS	0	(73)
0015930	TRAN	0	0
0015940	AB8 EQUALIZATION	0	0
0015950	PUBLIC WORKS	2,108	4,645
0310000	ROAD	202,574	195,374
0330000	AVIATION	4,312	627
0410000	SOLID WASTE	4,294	29,373
0515610	HEALTH	111,725	133,625
0515670	MENTAL HEALTH	147,881	145,331
0515800	WELFARE ADMIN..	211,011	146,757
055	CO TRANSPORTATION	4,200	3,677
071	FISH & GAME COMMISSION	129	91
077	PREDATOR CONTROL	0	0
201	CSA #1	624	1,084
202	CSA #2	767	875
203	CSA #3	659	703
204	CSA #4	245	244
205	CSA #5	816	1,061
206	CSA 4A5A	7,047	2,534
208	PARKS	6,925	8,779
415	CALPINE WATER	8,290	2,973
422	CEMETERY 2	277	404
423	CEMETERY 3	197	172
425	CEMETERY 5	315	261
823	Families First	328	210
853	TRANSPORTATION PLANNING	8,878	4,471
	<b>TOTAL</b>	<b>1,416,224</b>	<b>1,430,076</b>

**AUTHORIZED & FUNDED PERMANENT POSITIONS  
FY 19/20**

001 5010 BOARD OF SUPERVISORS	001 5450 SHERIFF-CORONER	001 5560 ANIMAL CONTROL	051 HEALTH & HUMAN SERVICES Shared Staff
100% Board Member	100% Sheriff-Coroner	0.00%	
100% Board Member	100% Undersheriff		
100% Board Member	100% Dep Sheriff	<b>031 0000 ROAD</b>	100% Contract Anlyist
100% Board Member	100% Dep Sheriff	50% Dir Trans/Planning	100% Plant Manager
100% Chairperson	100% Dep Sheriff	100% Office Manager	100% INFO Admin IV
5.00	100% Sargent	75% Eng. Tech	100% Interdept Fiscal Officer
<b>001 5020 ASSESSOR</b>	100% Sargent	100% Deputy Director of Transportation - Administration	
100% Assessor	100% Detective	100% Chief Acct.	4.00
100% Appraiser	100% Dep Sheriff	100% Inter. Dept. Finacial Officer	<b>Behavioral Health Staff</b>
90% Assessment Tech	100% Dep Sheriff	100% Road Maintenance Superintendent	80% Offic MNGR DV
100% Assessment Tech	100% Dep Sheriff	100% Road Maintenance Superintendent	100% Administrative Director
100% Appraiser	100% Dispatcher/Jailer	100% Rd Maint Supervisor	100% Behavioral Health Coordinator
4.90	100% Dispatcher/Jailer	100% Rd Maint Supervisor	100% Case Manager
	100% Dispatcher/Jailer	100% Equip Mechanic Superv	100% Comm Outreach Coord
<b>001 5040 AUDITOR</b>	100% Dispatcher/Jailer	100% Rd Maint Lead Worker	100% PEER MENTOR
50% Auditor Controller / Treasurer Tax-Collector	100% Assistant to Sheriff	100% Rd Maint Lead Worker	100% Sr. Substance Abuse Counselor
100% Acct Tech	100% Dispatcher/Jailer	100% Rd Maint Worker	100% Clinical Director
100% Acct Tech		100% Rd Maint Worker	100% Health Asst.
100% Chief Deputy Auditor	17.00	100% Equip Mechanic	100% Health Asst.
3.50		100% Rd Maint Worker	100% Case Manager
		100% Rd Maint Worker	100% PEER MENTOR
<b>001 5050 TREASURER/TAX COLLECTOR</b>	<b>001 5460 MARINE PATROL</b>	100% Rd Maint Worker	100% LCSW
50% Auditor Controller / Treasurer Tax-Collector	30.0%	100% Rd Maint Worker	60% Intern -BH Associate
100% Acct Tech	<b>001 5490 PROBATION</b>	100% Rd Maint Worker	100% Account Tech
100% Asst Treasurer/Tax Collector	100% Chief Probation Officer	25% Rd Maint Worker	100% Program Mngr
2.50	100% Probation Officer Sr.	20.50	15.40
	100% Probation Splt./Court Coordinator		
<b>001 5100 PERSONNEL/SAFETY</b>	100% Probation Officer		<b>Social Services Staff</b>
100% Personnel Tech	4.00		
			58% Health & Social Services Dir
<b>001 5261 MIS</b>			5% Custodian
100% Information Administrator IV			100% Social Worker QA/QJ
100% Chief Technology Officer			100% Social Worker
			100% Social Worker
2.00	<b>001 5510 VICTIM/WITNESS</b>	<b>041 6040 SW Operations</b>	100% Social Worker
	65% VM %varries with grant	100% Rd Maint Worker	100% Social Worker Supervisor
<b>001 5280 PLANT MAINTENANCE</b>	<b>001 5520 BUILDING</b>	100% Solid Waste Attendent	100% Acct Tech
50% Plant Mgr	100% Dept Specilist		100% Health Asst.
73% Custodian	100% Sr. Bldg Inspector		100% Integ Caseworker
50.0% Plant Maint.	2.00	<b>041 6050 S/W ADMIN</b>	100% Integ Caseworker
5% Director Transportation & Planning	<b>001 5550 OES</b>	10% Assessment Tech	100% Integ Caseworker
1.78	10% Director		100% Integ Caseworker Supervisor
	50% OES Coordinator	<b>707 0000 SIERRA BROOKS</b>	20% Offic MNGR DV
<b>001 5370 DISTRICT ATTORNEY</b>	50% Dept Specilist	50% Water/Service Facility Operator	12.83
100% Dist Attorney	1.10		<b>Public Health</b>
35% VM %varries with grant	<b>001 5560 PLANNING</b>		100% Program MNGR PH
1.35	35% Dir Trans/Planning	<b>708 0000 PARKS &amp; RECREATION</b>	100% Public Health Educator
<b>001 5430 CLERK/RECORDER</b>	50% Dept Specilist	50% Plant Maint.	100% Public Health Educator
100% Clerk/Recorder	100% Asst. Dept Dir Planning & Building	8% Custodian	100% Public Health Educator
100% Chief Deputy Clerk-recorder	100% Planner		100% Sr. Public Health Nurse
100% Dep-Clerk-recorder	2.85		100% Acct Tech
3.00			100% Environmental Specialist
			100% Health Asst.
EFTs Gen Fund	52.93	Total County Employee 118.86	60% MD
			100% Community Outreach Coord
			42% Health & Social Services Dir
			10.02

42.25 H&H



**PAYROLL BY DEPARTMENT  
SUMMARY  
2019-20**

		<b>TOTAL COMPENSATION</b>	<b>WAGE</b>	<b>PERS Costs</b>	<b>TOTAL BENEFITS</b>	<b>BOARD APPROVED PERMANENT POSITIONS</b>
0015010	BOARD OF SUPERVISORS	316,902	188,622	68,185	60,095	5.000
0015020	ASSESSOR	576,584	352,511	128,714	95,359	4.900
0015040	AUDITOR	399,223	239,130	84,521	75,572	3.500
0015050	TREASURER-TAX COLLECTOR	331,061	202,962	66,394	61,706	2.500
0015100	PERSONNEL/SAFETY	116,794	77,437	18,970	20,387	1.000
0015160	ECONOMIC DEVELOPMENT	5,546	0	5,546	0	0.000
0015200	ELECTIONS	0	0	0	0	0.000
0015261	INFORMATION SERVICES	317,711	208,256	64,597	44,858	2.000
0015280	PLANT MAINTENANCE	157,099	93,313	34,470	29,316	1.775
0015360	COUNTY'S SHARE OF COURTS	1,386	0	1,386	0	
0015370	DISTRICT ATTORNEY	240,951	160,422	48,366	32,164	1.380
0015430	CLERK-RECORDER	349,547	214,858	75,297	59,392	3.000
0015450	SHERIFF-CORONER	2,402,831	1,300,529	462,525	639,778	17.000
0015460	MARINE PATROL	43,839	30,124	6,590	7,125	0.300
0015470	ANTI-DRUG ABUSE GRANT	0	0	0	0	0.000
0015490	PROBATION	565,662	341,104	144,943	79,614	4.000
0015510	VICTIM WITNESS	72,453	42,476	17,465	12,512	0.620
0015520	BUILDING	204,240	122,139	48,451	33,650	2.000
0015550	OES	121,698	76,859	24,091	20,748	1.100
0015560	PLANNING	370,400	231,419	81,098	57,882	2.850
0015650	ANIMAL CONTROL	693	0	693	0	0.000
	<b>TOTAL GENERAL FUND</b>	<b>6,594,621</b>	<b>3,882,160</b>	<b>1,382,304</b>	<b>1,330,157</b>	<b>52.925</b>
0310000	<b>ROAD</b>	<b><u>2,360,056</u></b>	<b><u>1,400,367</u></b>	<b><u>527,053</u></b>	<b><u>432,636</u></b>	<b><u>20.500</u></b>
041	<b>SOLID WASTE</b>	276,089	196,193	14,847	65,049	2.000
	<b>SOLID WASTE ADMIN</b>	<u>9,145</u>	<u>4,645</u>	<u>2,702</u>	<u>1,798</u>	<u>0.100</u>
		<u>285,235</u>	<u>200,838</u>	<u>17,550</u>	<u>66,847</u>	<u>2.10</u>
	<b>HUMAN SERVICES</b>					
0515610	HEALTH	1,085,578	691,071	193,115	201,392	10.445
0515670	BEHAVIORAL HEALTH	1,952,580	1,232,643	367,839	352,098	19.493
0515800	SOCIAL SERVICES ADMIN	1,486,270	852,394	272,813	361,062	13.913
	<b>TOTAL HUMAN SERVICES</b>	<b>4,524,428</b>	<b>2,776,108</b>	<b>833,767</b>	<b>914,553</b>	<b>43.850</b>
7070000	<b>SIERRA BROOKS WATER</b>	<b><u>50,373</u></b>	<b><u>29,343</u></b>	<b><u>12,287</u></b>	<b><u>8,743</u></b>	<b><u>0.500</u></b>
7080000	<b>PARKS</b>	<b><u>72,326</u></b>	<b><u>54,916</u></b>	<b><u>5,494</u></b>	<b><u>11,916</u></b>	<b><u>0.580</u></b>
	<b>TOTAL COUNTY PAYROLL</b>	<b><u>13,887,039</u></b>	<b><u>8,343,733</u></b>	<b><u>2,778,454</u></b>	<b><u>2,764,852</u></b>	<b><u>120.455</u></b>



BENEFITS  
FISCAL YEAR 2019-20

COUNTY'S SHARE OF HEALTH INSURANCE

	Employees		Board		Management		HAS	
Employee + more	12,240.00	1,020.00	12,240.00	1,020.00	12,240.00	1,020.00	12,240.00	1,020.00
Employee + 1	12,240.00	1,020.00	12,240.00	1,020.00	12,240.00	1,020.00	12,240.00	1,020.00
SINGLE	9,930.00	827.50	9,930.00	827.50	9,930.00	827.50	8,464.80	705.40
PAY BACK NO COVERAGE	6,120.00	510.00	6,120.00	510.00	6,120.00	510.00	6,120.00	510.00
PAY BACK/PARTIAL COVERAGE	6,120.00	510.00	6,120.00	510.00	6,120.00	510.00	6,120.00	510.00

LIFE INSURANCE

MANAGEMENT	228.00
STAFF	228.00

		Classic	Prio yr rate	PEPRA	Prio yr rate
PERS COUNTY	MISC	13.182%	12.212%	6.985%	6.842%
	SAFETY	20.073%	18.677%	13.034%	12.141%
PERS EMPLOYEE MISC		8.000%	8.000%	6.750%	6.250%
PERS EMPLOYEE SAFETY		9.000%	9.000%	12.000%	12.000%

FICA	0.06200
MEDICARE	0.01450
SUI & SUI ED	434.00

UNIFORM ALLOWANCE

DEPUTY	700.00
DISPATCHER/JAILERS	700.00

Cost of Health Plans - Medical, Dental and Vision as of 1/1/2016

	Gold		Silver		EPO		HAS	
	Year	Month	Year	Month	Year	Month	Year	Month
Employee + more	25,963.20	2,163.60	19,231.20	1,602.60	31,339.20	2,611.60	22,195.20	1,849.60
Employee + 1	19,653.60	1,637.80	14,469.60	1,205.80	23,757.60	1,979.80	16,737.60	1,394.80
SINGLE	9,930.00	827.50	7,338.00	611.50	11,958.00	996.50	8,464.80	705.40

**SIERRA COUNTY**

**BOARD CONTROLLED DISCRETIONARY FUNDS  
CURRENT YEAR REVENUES AND PRIOR YEAR UNEXPENDED FUNDS  
FY 2019-20**

**TOTAL BUDGETED EXPENDITURES** 38,655,904

LESS MANDATED COSTS IN OTHER FUNDS:

ROAD	5,195,523
AVIATION	10,000
ENTERPRISE- S.W. Transportation	1,942,811
OTHER SPECIAL REVENUE FUNDS	2,673,191
FISH & GAME	6,059
CAPITAL PROJECTS	0
BOND PAYMENT	618,789
PREDATOR CONTROL	875
HUMAN SERVICES - Funds	<u>16,505,504</u>

OTHER FUNDS 26,952,752

LESS MANDATED COSTS IN GENERAL FUND:

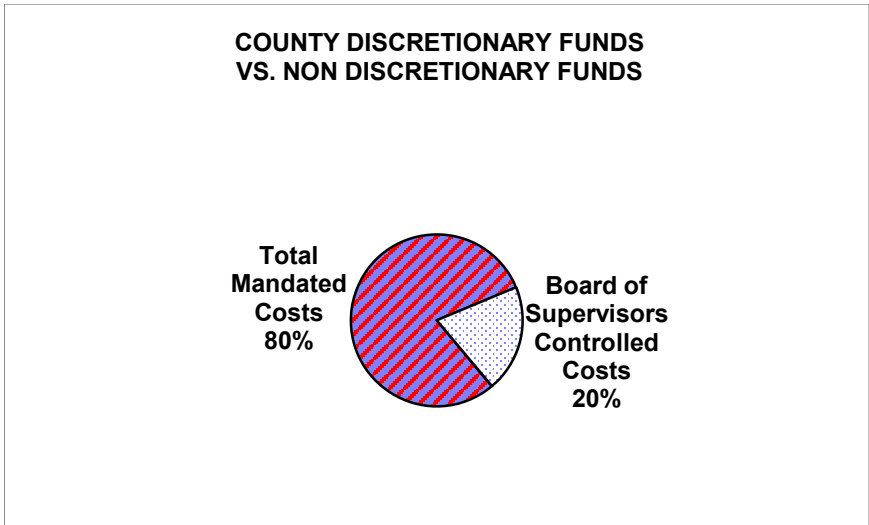
COURT	99,741
STATE AND FEDERAL AID	2,028,977
HEALTH	7,330
ROAD	4,000
OTHER LAW ENFORCEMENT	1,704,960
MARINE PATROL	<u>63,704</u>

3,908,712

TOTAL MANDATED FUNDS 30,861,464 79.84%

**Board of Supervisors Controlled Costs** 7,794,441 20.16%

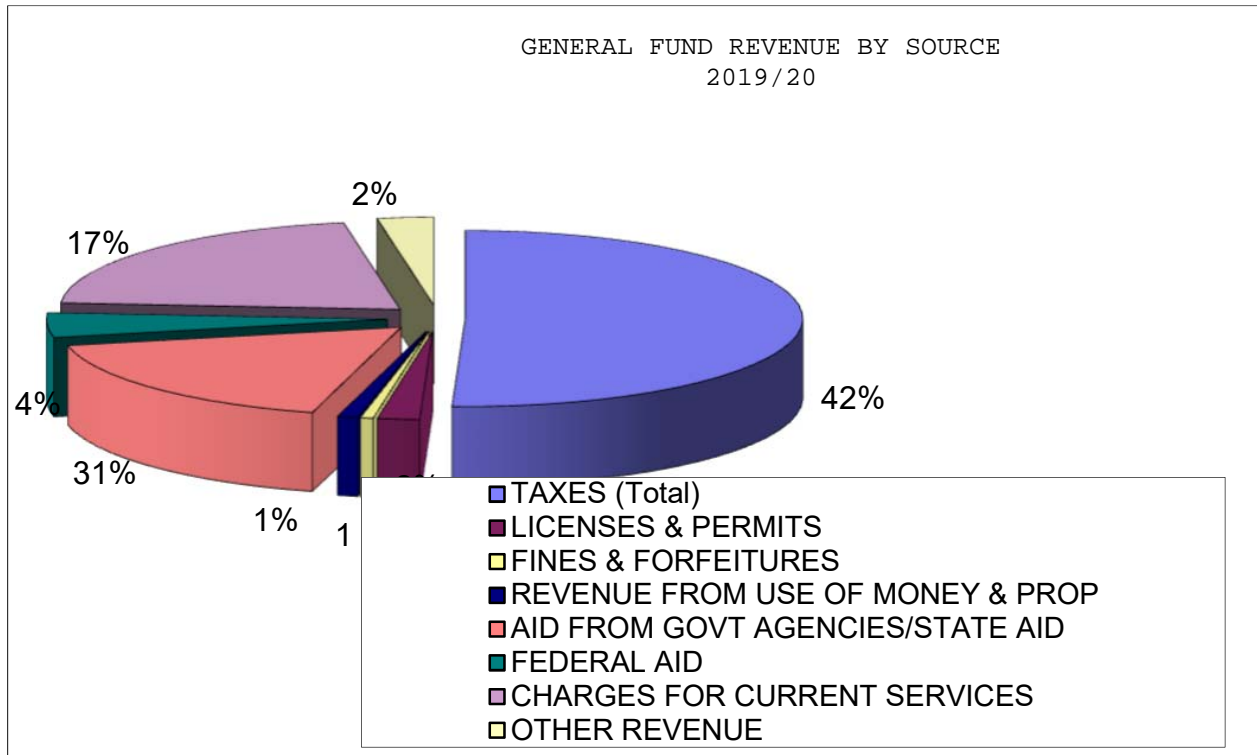
(control over this spending is local, not state or federal)



**COUNTY OF SIERRA  
2017-18 BUDGETED REVENUE FOR GENERAL FUND**

TAXES

Prop Taxes	3,526,847	
Penalties & Interest	120,000	
Other Taxes	52,000	
Sales & Use Tax	165,000	
Redemption Fess	3,500	
Transient Occupancy Tax (TOT)	<u>326,000</u>	
<b>TAXES (Total)</b>	<b>4,193,347</b>	<b>42.20%</b>
<u>LICENSES &amp; PERMITS</u>	<b>164,300</b>	<b>1.65%</b>
<u>FINES &amp; FORFEITURES</u>	<b>51,000</b>	<b>0.51%</b>
<u>REVENUE FROM USE OF MONEY &amp; PROP</u>	<b>80,001</b>	<b>0.81%</b>
<u>AID FROM GOVT AGENCIES/STATE AID</u>	<b>1,446,928</b>	<b>31.19%</b>
<u>FEDERAL AID</u>	<b>375,549</b>	<b>3.78%</b>
<u>CHARGES FOR CURRENT SERVICES</u>	<b>1,751,624</b>	<b>17.63%</b>
<u>OTHER REVENUE</u>	<b>221,184</b>	<b>2.23%</b>
<u>Transfers in State Funding</u>	<u>1,652,300</u>	
<b>Grand Total</b>	<b><u>9,936,233</u></b>	



COUNTY OF SIERRA  
STATE OF CALIFORNIA

FISCAL YEAR 2019-20

Budget Name  
Function  
Supervisor  
Location  
Fund  
Budget Unit

COUNTY SERVICE AREA 1  
General  
  
Downieville and West  
**201 CSA 1**  
**2010000**

DESCRIPTION	2016-17 ACTUAL (2)	2017-18 ACTUAL (3)	2018-19 ACTUAL (4)	2018-19 ADOPTED (5)	2019-20 PROPOSED (6)	2019-20 ADOPTED (7)
<b>SOURCE OF FINANCING</b>						
	Revenue	Revenue	Revenue	Revenue	Revenue	Revenue
4001 Current Secured Prop Tax	8,691	8,894	9,731	9,000	9,000	10,538
4002 Current Unsecured Prop Tax	305	303	290	417	417	417
4004 Prior Unsecured Prop Tax	(23)	(94)	67	7	7	7
4005 Supplemental Prop Tax	109	73	59	50	50	50
4007 Timber Yield Taxes	65	68	167	90	90	90
4201 Interest	0	0	0			
4055 HOPTR	97	94	97	122	122	122
4711 Transfers In	5,904	4,045	3,265	7,000	7,000	4,800
<b>Total Revenue</b>	<b>15,147</b>	<b>13,383</b>	<b>13,676</b>	<b>16,686</b>	<b>16,686</b>	<b>16,024</b>
<b>USES OF FINANCING</b>						
	Expenditures	Expenditures	Expenditures	Expenditures	Expenditures	Expenditures
5106 Insurance	101	100	96	100	100	119
5166 Cost Allocation	553	1,544	1,084	1,544	1,544	624
5171 Prop Tax Admin Fee	898	978	1,018	800	800	1,000
6403 Downieville Library	4,450	3,387	5,004	5,000	5,000	5,000
5155 Misc.	0	0	0	523	523	523
7002 Street Lights	8,566	6,855	7,910	8,000	8,000	8,000
7003 Street & Road Services	0	0	0			
7004 Parks & Recreation	300	300	167	100	100	100
7005 Misc. Waste Disposal	286	264	242	530	530	530
7600 Parks & Recreation	65	68	167	90	90	90
<b>Total Expenditures</b>	<b>15,219</b>	<b>13,497</b>	<b>15,689</b>	<b>16,686</b>	<b>16,686</b>	<b>15,985</b>

\* The lights and garbage Expenditures are too much for this budget.

COUNTY OF SIERRA  
STATE OF CALIFORNIA

FISCAL YEAR 2019-20

Budget Name  
Function  
Supervisor  
Location  
Fund  
Budget Unit

COUNTY SERVICE AREA 2  
General  
Sierra City  
202 CSA 2  
2020000

DESCRIPTION (1)	2016-17 ACTUAL (2)	2017-18 ACTUAL (3)	2018-19 ACTUAL (4)	2018-19 ADOPTED (5)	2019-20 PROPOSED (6)	2019-20 ADOPTED (7)
--------------------	--------------------------	--------------------------	--------------------------	---------------------------	----------------------------	---------------------------

SOURCE OF FINANCING	Revenue	Revenue	Revenue	Revenue	Revenue	Revenue
4001 Current Secured Prop Tax	22,283	23,976	24,530	23,000	23,000	25,426
4002 Current Unsecured Prop Tax	642	685	628	800	800	800
4004 Prior Unsecured Prop Tax	(8)	(168)	130			
4005 Supplemental Prop Tax	229	165	129	50	50	50
4007 Timber Yield Taxes	1,337	1,404	3,463	1,700	1,700	1,700
4201 Interest	0	0	0			
4055 HOPTR	204	212	210	200	200	200
4401 Other Misc Revenue	0	0	0			
<b>Total Revenue</b>	<b>24,686</b>	<b>26,274</b>	<b>29,091</b>	<b>25,750</b>	<b>25,750</b>	<b>28,176</b>

USES OF FINANCING	Expenditures	Expenditures	Expenditures	Expenditures	Expenditures	Expenditures
5106 Insurance	101	100	96	100	100	119
5166 Cost Allocation	745	1,142	875	1,142	1,142	767
5171 Prop Tax Admin Fee	2,152	2,488	2,654	2,300	2,300	2,300
5177 Treasurers fee	0	0	0	50	50	50
6403 Alleghany Library	1,500	1,500	1,500	1,800	1,800	1,800
6403 Sierra City Library	5,574	6,532	7,896	4,890	4,890	4,890
5155 Misc Expenses	0	0	0	4,675	4,675	4,675
7002 Street Lights	4,592	3,797	4,468	5,000	5,000	5,000
7003 Street & Road Services	0	0	0	2,000	2,000	2,000
7004 Parks & Recreation	0	0	0	2,000	2,000	2,000
7006 Misc Expenses	0	0	0	0	0	0
7600 Transfers Parks & Recreation	1,337	1,404	3,463	1,700	1,700	1,700
<b>Total Expenditures</b>	<b>16,001</b>	<b>16,963</b>	<b>20,952</b>	<b>25,657</b>	<b>25,657</b>	<b>25,301</b>

COUNTY OF SIERRA  
STATE OF CALIFORNIA

FISCAL YEAR 2019-20

Budget Name  
Function  
Supervisor  
Location  
Fund  
Budget Unit

COUNTY SERVICE AREA 3  
General  
Calpine, Sierraville  
203 CSA 3  
2030000

DESCRIPTION (1)	2016-17 ACTUAL (2)	2017-18 ACTUAL (3)	2018-19 ACTUAL (4)	2018-19 ADOPTED (5)	2019-20 PROPOSED (6)	2019-20 ADOPTED (7)
--------------------	--------------------------	--------------------------	--------------------------	---------------------------	----------------------------	---------------------------

SOURCE OF FINANCING	Revenue	Revenue	Revenue	Revenue	Revenue	Revenue
4001 Current Secured Prop Tax	12,614	13,086	14,017	12,500	12,500	14,594
4002 Current Unsecured Prop Tax	450	453	421	525	525	525
4004 Prior Unsecured Prop Tax	(5)	(134)	91			
4005 Supplemental Roll Prop Tax	160	109	87			
4007 Timber Yield Taxes	828	870	2,145	1,324	1,324	1,324
4201 Interest	0	0	0			
4055 HOPTR	143	140	141	166	166	166
4411 Transfers In	0	0	0	5,000	5,000	4,542
<b>Total Revenue</b>	<b>14,190</b>	<b>14,523</b>	<b>16,903</b>	<b>19,515</b>	<b>19,515</b>	<b>21,151</b>

USES OF FINANCING	Expenditures	Expenditures	Expenditures	Expenditures	Expenditures	Expenditures
5106 Insurance	101	100	96	100	100	119
5166 Cost Allocation	452	1,042	703	1,042	1,042	659
5171 Prop Tax Admin Fee	1,228	1,421	1,502	1,400	1,400	1,400
5177 Treasurers fees	0	0	0	3	3	3
7001 Fire Services	0	0	0			
7002 Street Lights	13,010	13,145	13,137	13,000	13,000	14,000
7003 Street & Road Services	0	0	0			
7004 Parks & Recreation	0	0	0	1,550	1,550	1,550
7006 Miscellaneous Services	0	0	0	2,420	2,420	2,420
<b>Total Expenditures</b>	<b>14,790</b>	<b>15,709</b>	<b>15,438</b>	<b>19,515</b>	<b>19,515</b>	<b>20,151</b>

COUNTY OF SIERRA  
STATE OF CALIFORNIA

FISCAL YEAR 2019-20

Budget Name  
Function  
Supervisor  
Location  
Fund  
Budget Unit

COUNTY SERVICE AREA 4  
General  
Loyalton, Verdi  
204 CSA 4  
2040000

DESCRIPTION	2016-17 ACTUAL	2017-18 ACTUAL	2018-19 ACTUAL	2018-19 ADOPTED	2019-20 PROPOSED	2019-20 ADOPTED
(1)	(2)	(3)	(4)	(5)	(6)	(7)

**SOURCE OF FINANCING**

	Revenue	Revenue	Revenue	Revenue	Revenue	Revenue
4001 Current Secured Prop Tax	6,240	6,513	6,693	6,171	6,171	1,997
4002 Current Unsecured Prop Tax	206	209	189	260	260	48
4004 Prior Unsecured Prop Tax	0	(60)	37			
4005 Supplemental Roll Prop Tax	73	50	39			
4007 Timber Yield Taxes	38	40	98	70	70	70
4201 Interest	0	0	0			
4055 State Aid - HOPTR	65	65	63	66	66	66
4401 Other Misc Revenue	0	0	0			
<b>Total Revenue</b>	<b>6,623</b>	<b>6,816</b>	<b>7,119</b>	<b>6,567</b>	<b>6,567</b>	<b>2,181</b>

**USES OF FINANCING**

	Expenditures	Expenditures	Expenditures	Expenditures	Expenditures	Expenditures
5106 Insurance	101	100	96	100	100	119
5166 Cost Allocation	261	317	244	317	317	245
5171 Prop Tax Admin Fee	598	701	735	850	850	800
5163 Office Exp	0	0	0			
7002 Street Lights	343	344	925	300	300	1,000
7003 Street & Road Services	0	0	0			
7001 Fire Services	5,000	5,000	5,000	5,000	5,000	
5177 TREASURER'S FEES	0	0	0			
6403 SPECIAL DEPARTMEN	0	0	0	7,800	7,800	7,900
7006 Park & Recreation	0	0	0			
	0	0	0			
<b>Total Expenditures</b>	<b>6,303</b>	<b>6,461</b>	<b>7,001</b>	<b>14,367</b>	<b>14,367</b>	<b>10,063</b>

\* Verdi

There is a Verdi Fire zone with in CSA#4 that assesses property within the zone for fire service. These funds are held in a seprate account. At 6/30/20165 balance of fund 455 \$18,958.

COUNTY OF SIERRA  
STATE OF CALIFORNIA

FISCAL YEAR 2019-20

Budget Name  
Function  
Supervisor  
Location  
Fund  
Budget Unit

COUNTY SERVICE AREA 5  
General  
Loyalton, Sierra Brooks  
2005 CSA 5  
2050000

DESCRIPTION (1)	2016-17 ACTUAL (2)	2017-18 ACTUAL (3)	2018-19 ACTUAL (4)	2018-19 ADOPTED (5)	2019-20 PROPOSED (6)	2019-20 ADOPTED (7)
--------------------	--------------------------	--------------------------	--------------------------	---------------------------	----------------------------	---------------------------

SOURCE OF FINANCING	Revenue	Revenue	Revenue	Revenue	Revenue	Revenue
4001 Current Secured Prop Tax	13,088	13,436	14,521	13,000	13,000	12,200
4002 Current Unsecured Prop Tax	458	456	430	581	581	480
4004 Prior Unsecured Prop Tax	(3)	(139)	97			
4005 Supplemental Roll Prop Tax	163	110	88			
4007 Timber Yield Taxes	10	10	25	18	18	18
4201 Interest	0	0	0			
4055 State Aid - HOPTR	126	122	125	132	132	132
4411 Transfers In	0	0	0	5,324	5,324	1,245
<b>Total Revenue</b>	<b>13,841</b>	<b>13,994</b>	<b>15,287</b>	<b>19,055</b>	<b>19,055</b>	<b>14,075</b>

USES OF FINANCING	Expenditures	Expenditures	Expenditures	Expenditures	Expenditures	Expenditures
5106 Insurance	101	100	96	100	100	119
5163 Office Expense	0	0	0			
5165 Professional & Specialized	0	0	0			
5166 Cost Allocation	632	1,515	1,061	1,515	1,515	816
5171 Prop Tax Admin Fee	1,265	1,471	1,535	1,910	1,910	1,910
5177 TREASURER'S FEES	0	0	0	30	30	31
	0	0	0			
	0	0	0			
6403 Loyalton Library	10,156	10,173	9,978	10,500	10,500	10,500
7001 Fire Services	5,000	5,000	5,000	5,000	5,000	
7006 Miscellaneous Services	0	0	0			
7005 Waste Disposal	0	0	0			
	0	0	0			
<b>Total Expenditures</b>	<b>17,154</b>	<b>18,259</b>	<b>17,670</b>	<b>19,055</b>	<b>19,055</b>	<b>13,375</b>



COUNTY OF SIERRA  
STATE OF CALIFORNIA

FISCAL YEAR 2019-20

Budget Name  
Function  
Supervisor  
Location  
Fund  
Budget Unit

COUNTY SERVICE AREA 4A-5A  
Water Service  
  
Sierra Brooks  
207 CSA 4A  
2070000

DESCRIPTION (1)	2016-17 ACTUAL (2)	2017-18 ACTUAL (3)	2018-19 ACTUAL (4)	2018-19 ADOPTED (5)	2019-20 PROPOSED (6)	2019-20 ADOPTED (7)
<b>SOURCE OF FINANCING</b>						
	Revenue	Revenue	Revenue	Revenue	Revenue	Revenue
4001 Current Secured Prop Tax	83,517	90,250	100,924	79,214	90,000	67,287
4002 Current Unsecured Prop Tax	3,027	3,181	3,098	3,759	3,759	2,710
4004 Prior Unsecured Prop Tax	45	(823)	753			
4005 Supplemental Roll Prop Tax	1,079	765	636			
4007 Timber Yield Taxes	0	0	0			
4055 HOPTR	960	983	1,038	966	966	966
4201 Interest	1,451	1,923	1,283	800	2,000	2,000
4526 Water - Special Tax	65,865	65,625	65,625	65,865	65,865	65,745
4521 Water Fees	0	0	0		44,877	44,525
4545 Water Conections	0	4,600	2,200		0	
<b>Total Revenue</b>	<b>155,944</b>	<b>166,504</b>	<b>175,557</b>	<b>150,604</b>	<b>207,467</b>	<b>183,233</b>
<b>USES OF FINANCING</b>						
	Expenditures	Expenditures	Expenditures	Expenditures	Expenditures	Expenditures
<b>Wages &amp; Benefits</b>						
5000 Wages	21,566	6,957	18,759	22,491	24,682	24,343
5001 Extra Help	0	0	0			
5002 Over Time	0	536	307	5,000	5,000	5,000
5004 Retirement	2,381	3,073	4,791	11,267	12,421	12,287
5007 Benefit	9,527	7,889	13,139	8,554	8,769	8,743
<b>Total Wages &amp; Benefits</b>	<b>33,473</b>	<b>18,456</b>	<b>36,995</b>	<b>47,312</b>	<b>50,872</b>	<b>50,373</b>
<b>Water Operations</b>						
7009 Utilities	34,360	34,165	67,341	35,000	55,000	55,000
7010 Water System Maintenance	2,904	19,996	21,141	15,000	18,000	18,000
7011 System Repairs	7,645	59,150	31,676	17,000	35,313	5,000
7012 Water Fee Admin	14,199	12,466	13,405	14,000	14,000	20,000
7003 Road Charges System	12,824	27,298	42,324	37,000	37,000	15,000
5244 Maint Vehicle	1,844	1,958	861	2,000	2,000	1,688
<b>Total Services &amp; supplies</b>	<b>73,775</b>	<b>155,033</b>	<b>176,748</b>	<b>120,000</b>	<b>161,313</b>	<b>114,688</b>
<b>Non Operating</b>						
5120 Communications AT&T	931	843	889	800	800	900
5106 Insurance	401	398	389	0	563	563
5160 Office Expense	1,023	465	1,546	2,600	12,000	1,600
5166 Cost Allocation	2,539	3,395	2,534	5,633	5,633	7,047
5171 Prop Tax Admin Fee	7,925	9,416	10,384	8,000	11,000	8,000
5177 Treasures fees	0	0	0	0	0	0
5165 Contract Services	651	4,452	0	5,000	5,000	
Training	488	410	505			
7004 Parks & Rec	0	0	0	1,000	0	0
7001 Fire Services	15,000	15,000	15,000	15,000	15,000	
7008 Flood Controle	0	0	0	2,000	2,000	2,000
<b>Total Other Charges</b>	<b>28,958</b>	<b>34,379</b>	<b>31,247</b>	<b>40,033</b>	<b>51,996</b>	<b>20,111</b>
7600 Transfers - new construction	0	0	0		104,000	80,000
<b>Total Expenditures</b>	<b>136,205</b>	<b>207,867</b>	<b>244,990</b>	<b>207,345</b>	<b>368,181</b>	<b>265,172</b>
Number of Personnel Budgeted	0.5	0.5	0.5	0.5	0.50	0.50

STATE CONTROLLER  
COUNTY BUDGET ACT

BOARD-CONTROLLED DISTRICT

COUNTY OF SIERRA  
STATE OF CALIFORNIA

FISCAL YEAR 2019-20

Budget Name  
Function  
Supervisor  
Location  
Fund  
Budget Unit

CSA 4A-5A BOND  
Debt Service  
  
Sierra Brooks  
207 CSA 4A-5A  
2071000

DESCRIPTION (1)	2016-17 ACTUAL (2)	2017-18 ACTUAL (3)	2018-19 ACTUAL (4)	2018-19 ADOPTED (5)	2019-20 PROPOSED (6)	2019-20 ADOPTED (7)
<b>SOURCE OF FINANCING</b>						
	Revenue	Revenue	Revenue	Revenue	Revenue	Revenue
4050 Bond-Current Secured Prop Tax	0	0	0			91,375
4051 Bond-Current Unsecured Prop Tax	0	0	0			
4053 Bond-Prior Unsecured Prop Tax	0	0	0			
4054 Bond-Supplemental Roll Prop Tax	0	0	0			
4055 HOPTR	0	0	0			
4201 Interest	0	0	0			
0 Water Conections	0	0	0		0	
<b>Total Revenue</b>	<b>0</b>	<b>0</b>	<b>0</b>	<b>0</b>	<b>0</b>	<b>91,375</b>
<b>USES OF FINANCING</b>						
	Expenditures	Expenditures	Expenditures	Expenditures	Expenditures	Expenditures
<b>Wages &amp; Benefits</b>						
5000 Wages						
5001 Extra Help						
5002 Over Time						
5004 Retirement						
5007 Benefit						
<b>Total Wages &amp; Benefits</b>	<b>0</b>	<b>0</b>	<b>0</b>	<b>0</b>	<b>0</b>	<b>0</b>
<b>Water Operations</b>						
5310 Interest on Debt	0	0	0			91,375
5312 Principle Payment	0	0	0			
<b>Total Services &amp; supplies</b>	<b>0</b>	<b>0</b>	<b>0</b>	<b>0</b>	<b>0</b>	<b>91,375</b>
<b>Total Other Charges</b>	<b>0</b>	<b>0</b>	<b>0</b>	<b>0</b>	<b>0</b>	<b>0</b>
<b>Total Expenditures</b>	<b>0</b>	<b>0</b>	<b>0</b>	<b>0</b>	<b>0</b>	<b>91,375</b>
Number of Personnel Budgeted						

STATE CONTROLLER  
COUNTY BUDGET ACT

BOARD-CONTROLLED DISTRICT

COUNTY OF SIERRA  
STATE OF CALIFORNIA  
  
FISCAL YEAR 2019-20

Budget Name  
Function  
Supervisor  
Location  
Fund  
Budget Unit

**CSA 4A-5A CAPITAL PROJECTS**  
Water Service  
  
**Sierra Brooks**  
**207 CSA 4A-5A**  
2072000

DESCRIPTION (1)	2016-17 ACTUAL (2)	2017-18 ACTUAL (3)	2018-19 ACTUAL (4)	2018-19 ADOPTED (5)	2019-20 PROPOSED (6)	2019-20 ADOPTED (7)
<b>SOURCE OF FINANCING</b>						
	Revenue	Revenue	Revenue	Revenue	Revenue	Revenue
4201 Interest	0	0	0			
4284 Federal Grant	0	0	0		1,243,439	1,243,439
4050 Other Misc Rev. - <b>Loan Proceeds</b>	0	0	0		2,080,145	2,080,145
4711 Transfers in from Operating					104,000	80,000
4700 Loan Paid in full up front					0	44,855
<b>Total Revenue</b>	<b>0</b>	<b>0</b>	<b>0</b>		<b>3,427,584</b>	<b>3,448,439</b>
<b>USES OF FINANCING</b>						
	Expenditures	Expenditures	Expenditures	Expenditures	Expenditures	Expenditures
<b>Wages &amp; Benefits</b>						
5000 Wages						
5001 Extra Help						
5002 Over Time						
5004 Retirement						
5007 Benefit						
<b>Total Wages &amp; Benefits</b>	<b>0</b>	<b>0</b>	<b>0</b>	<b>0</b>	<b>0</b>	<b>0</b>
<b>Total Other Charges</b>	<b>0</b>	<b>0</b>	<b>0</b>	<b>0</b>	<b>0</b>	<b>0</b>
6226 <b>Capital Improvements Project</b>	0	0	0		3,323,584	3,323,584
<b>Total Expenditures</b>	<b>0</b>	<b>0</b>	<b>0</b>	<b>0</b>	<b>3,323,584</b>	<b>3,323,584</b>

COUNTY OF SIERRA  
STATE OF CALIFORNIA

FISCAL YEAR 2019-20

SPECIAL DISTRICTS AND OTHER AGENCIES SUMMARY

COUNTY FUNDS	TOTAL FINANCING SOURCES				TOTAL FINANCING USES		
	FUND BALANCE UNRESERVED/ UNDESIGNATED JUNE 30, 2019	DECREASES TO RESERVES/ DESIGNATIONS	ADDITIONAL FINANCING SOURCES	TOTAL FINANCING SOURCE	FINANCING USES	INCREASE TO RESERVES/ DESIGNATIONS	TOTAL FINANCING USES
(1)	(2)	(3)	(4)	(5)	(6)	(7)	(8)
<b>GENERAL FUNDS</b>							
CSA # 1	\$0	\$0	\$16,024	\$16,024	\$15,985	\$0	\$15,985
CSA # 2	\$32,200	\$0	\$28,176	\$60,376	\$25,301	\$32,292	\$57,593
CSA # 3	\$0	\$0	\$21,151	\$21,151	\$20,151	\$0	\$20,151
CSA # 4	\$7,935	\$0	\$2,181	\$10,116	\$10,063	\$0	\$10,063
CSA # 5	\$0	\$0	\$14,075	\$14,075	\$13,375	\$0	\$13,375
CSA4A5A (SIERRA BROOKS WATER)	\$82,000	\$0	\$183,233	\$265,233	\$265,172	\$0	\$265,172
<b>TOTAL GENERAL FUNDS</b>	<b>\$122,135</b>	<b>\$0</b>	<b>\$264,840</b>	<b>\$386,975</b>	<b>\$350,047</b>	<b>\$32,292</b>	<b>\$382,339</b>
			CSA # 2	CSA # 3	CSA # 4A 5A		
			\$313,435	\$77,219	\$822,711		

COUNTY OF SIERRA  
STATE OF CALIFORNIA

FISCAL YEAR 2019-20

SPECIAL DISTRICTS AND OTHER AGENCIES RESERVES /DESIGNATIONS

DESCRIPTIONS	RESERVES/	DECREASES OR CANCELLATIONS	INCREASES OR NEW		TOTAL	
	DESIGNATIONS	ADOPTED BY	ADOPTED BY	ADOPTED BY	RESERVES/	
	JUNE 30, 2019	Recommended	THE BOARD OF SUPERVISORS	THE BOARD OF SUPERVISORS	DESIGNATION FOR THE BUDGET YEAR	
(1)	(2)	(3)	(4)	(5)	(6)	(7)
<b>GENERAL FUNDS</b>						
CSA # 1 Contingancies	\$0					0
CSA # 2 Contingancies	\$0	0			32,292	32,292
CSA # 3 Contingancies	\$0					0
CSA # 4 Contingancies	\$0					0
CSA # 5 Contingancies	\$0					0
SIERRA BROOKS WATTER	\$0					0
<b>TOTAL SPECIAL DISTRICTS</b>	<b>\$0</b>	<b>\$0</b>	<b>\$0</b>	<b>\$0</b>	<b>\$32,292</b>	<b>\$32,292</b>

COUNTY OF SIERRA  
STATE OF CALIFORNIA

FISCAL YEAR 2019-20

FUND BALANCE - SPECIAL DISTRICTS AND OTHER AGENCIES



FUND NAME	TOTAL	LESS: FUND BALANCE-RESERVED/DESIGNATED			FUND BALANCE
	FUND	ENCUMBRANCE	GENERAL & OTHER RESERVES	DESIGNATIONS	UNRESERVED/ UNDESIGNATED
(1)	JUNE 30, 2019	(2)	(3)	(4)	(5)
	(2)	(3)	(4)	(5)	(6)

GENERAL FUNDS

CSA # 1	\$0				\$0
CSA # 2	32,200				\$32,200
CSA # 3	0				\$0
CSA # 4	7,935				\$7,935
CSA # 5	0				\$0
SIERRA BROOKS WATTER	82,000				\$82,000

TOTAL GENERAL FUNDS	<u>\$122,135</u>	<u>\$0</u>	<u>\$0</u>	<u>\$0</u>	<u>\$122,135</u>
---------------------	------------------	------------	------------	------------	------------------

**COUNTY OF SIERRA  
STATE OF CALIFORNIA**

**FISCAL YEAR 2019-20**

**APPROPRIATIONS LIMIT  
(Proposition 4)**

**COUNTY-WIDE CALCULATION**

**Factor**

Price Index Change (%)

**3.85**

Population Change (%)

**(0.20)**

Price index change converted to a Ratio

$$\frac{3.85 + 100}{100} = 1.0385$$

Population Change converted to a Ratio

$$\frac{0.47 + 100}{100} = 0.998$$

Calculation of Factor for FY 19-20

$$1.0385 \times (1.002) = 1.036423$$

**COUNTY GOVERNMENT**

	<b>2018-19</b>		<b>Factor</b>		<b>2019-20</b>
Appropriations Limit	6,996,663	<b>X</b>	1.03642300	<b>=</b>	7,251,502

**Total annual appropriations subject to limit**

**2018-19**

**2019-20**

Secured Prop Tax	0013001 4001	3,246,856	3,320,544
Unsecured Prop Tax	0013001 4002	95,554	109,000
Prior Secured Prop Tax	0013001 4003	0	0
Prior Unsecured Prop Tax	0013001 4004	24,457	2,500
Supplemental Prop Tax	0013001 4005	19,633	40,000
Timber Yield Taxes	0013001 4007	98,426	45,000
Sales & Use Tax	0013001 4008	195,598	150,000
Property Transfer Tax	0013001 4010	30,064	24,000
Transient Occupancy Tax	0013001 4011	297,251	326,000
Motor Vehicle In Lieu	0013001 4357	373,017	371,731
Homeowners Prop Tax Relief	0013001 4055	32,032	33,500
Health - Realignment	8170000 4352	281,096	306,794
Sales Tax LTC	8550000 4255	0	0
<b>Total Tax Revenue</b>		<b><u>4,693,984</u></b>	<b><u>4,729,069</u></b>

**Resolution 2019-\_\_\_\_**

Per DOF

**COUNTY OF SIERRA  
STATE OF CALIFORNIA**

**FISCAL YEAR 2019-20**

**APPROPRIATIONS LIMIT  
(Proposition 4)**

**County Service Area 2: Fund 702**

	<b>2018-19</b>		<b>Factor</b>		<b>2019-20</b>
Appropriations Limit	\$302,420	<b>X</b>	1.036423	=	\$313,435

<b>Tax Revenue Sources</b>		<b>2018-19</b>		<b>2019-20</b>
4001 Current Secured Prop Tax		24,530		25,426
4002 Current Unsecured Prop Tax		628		800
4004 Prior Unsecured Prop Tax		130		0
4005 Supplemental Roll Prop Tax		129		50
4007 Timber Yield Taxes		3,463		1,700
4242 Homeowners Property Tax Relief		210		200
<b>Total Tax Revenue</b>		<u><b>\$29,091</b></u>		<u><b>\$28,176</b></u>

**County Service Area 3: Fund 703**

	<b>2018-19</b>		<b>Factor</b>		<b>2019-20</b>
Appropriations Limit	\$74,505	<b>X</b>	1.036423	=	\$77,219

<b>Tax Revenue Sources</b>		<b>2018-19</b>		<b>2019-20</b>
4001 Current Secured Prop Tax		14,017		14,594
4002 Current Unsecured Prop Tax		421		525
4004 Prior Unsecured Prop Tax		91		0
4005 Supplemental Roll Prop Tax		87		0
4007 Timber Yield Taxes		2,145		1,324
4242 Homeowners Property Tax Relief		141		166
<b>Total Tax Revenue</b>		<u><b>\$16,903</b></u>		<u><b>\$16,609</b></u>

**County Service Area 4A-5A: Fund 706**

	<b>2018-19</b>		<b>Factor</b>		<b>2019-20</b>
Appropriations Limit	\$793,798	<b>X</b>	1.036423	=	\$822,711

<b>Tax Revenue Sources</b>		<b>2018-19</b>		<b>2019-20</b>
4001 Current Secured Prop Tax		100,924		67,287
4002 Current Unsecured Prop Tax		3,098		2,710
4004 Prior Unsecured Prop Tax		753		0
4005 Supplemental Roll Prop Tax		636		0
4007 Timber Yield Taxes		0		0
4242 Homeowners Property Tax Relief		1,038		966
<b>Total Tax Revenue</b>		<u><b>\$106,449</b></u>		<u><b>\$70,963</b></u>

**Resolution CSA 2019-\_\_\_**

**Note:** See County-wide calculation on previous page for development of factors



**BOARD OF SUPERVISORS  
COUNTY OF SIERRA  
STATE OF CALIFORNIA**

RESOLUTION NO. 2019-129

**IN THE MATTER OF ESTABLISHING THE 2019-20 APPROPRIATION  
LIMITATION FOR THE COUNTY OF SIERRA**

WHEREAS, the people of the State of California approved the addition of Article XIII B to the State Constitution; and

WHEREAS, said Article XIII B establishes limitations on government appropriations of proceeds of taxes; and

WHEREAS, said Article XIII B further defines the types of revenues that are to be classified as proceeds of taxes and establishes the 1978-79 fiscal year as the base year for computing the prescribed appropriations limitations; and

WHEREAS, both said Article XIII B and chapter 1205 Statutes of 1980 established the criteria for the computation of said limitations and prescribes that said limitations be adopted by resolution of the governing board of each entity subject to the limitation; and

WHEREAS, the County Auditor of the County of Sierra has applied the applicable computational factors to determine the proceeds of taxes appropriation limitation for the 2019-20 fiscal year.

NOW THEREFORE BE IT RESOLVED by the Board of Supervisors of the County of Sierra, State of California that:

1. The appropriation limitation for the 2019-20 fiscal year are as follows:

County of Sierra	\$7,251,502
------------------	-------------

2. Any revenues received from proceeds of taxes in excess of taxes of said appropriation limitation may be returned to the taxpayers within two years following the close of the fiscal year by a commensurate reduction in property tax levies or by some other method compatible with the intent of article XIII B. See calculations in attached exhibit A.

Adopted by the Board of Supervisors of the County of Sierra on the 17<sup>th</sup> day of September, 2019, by the following vote:

AYES: Supervisors Adams, Huebner, Roen, Beard, Dryden

NOES: None

ABSENT: None

ABSTAINED: None

APPROVED AS TO FORM:




\_\_\_\_\_  
David Prentice  
County Counsel

COUNTY OF SIERRA



\_\_\_\_\_  
Paul Roen  
Chairperson, Board of Supervisors

ATTEST:



\_\_\_\_\_  
Heather Foster  
Clerk of the Board

**BOARD OF SUPERVISORS  
COUNTY OF SIERRA  
STATE OF CALIFORNIA**

RESOLUTION NO. 2019-014 CSA

**IN THE MATTER OF ESTABLISHING THE 2019-20 APPROPRIATION  
LIMITATION FOR SIERRA COUNTY SERVICE AREAS 2, 3 AND 5A**

WHEREAS, the people of the State of California approved the addition of Article XIII B to the State Constitution; and

WHEREAS, said Article XIII B establishes limitations on government appropriations of proceeds of taxes; and

WHEREAS, said Article XIII B further defines the types of revenues that are to be classified as proceeds of taxes and establishes the 1978-79 fiscal year as the base year for computing the prescribed appropriations limitations; and

WHEREAS, both said Article XIII B and chapter 1205 Statutes of 1980 established the criteria for the computation of said limitations and prescribes that said limitations be adopted by resolution of the governing board of each entity subject to the limitation; and

WHEREAS, the County Auditor of the County of Sierra has applied the applicable computational factors to determine the proceeds of taxes appropriation limitation for the 2019-20 fiscal year.

NOW THEREFORE BE IT RESOLVED by the Board of Supervisors of the County of Sierra, State of California that:

1. The appropriation limitation for the 2019-20
2. fiscal year are as follows:

County Service Area #2	\$ 313,435
County Service Area #3	\$ 77,219
County Service Area #4A-5A	\$ 822,711


3. Any revenues received from proceeds of taxes in excess of taxes of said appropriation limitation may be returned to the taxpayers within two years following the close of the fiscal year by a commensurate reduction in property tax levies of by some other method compatible with the intent of article XIII B. See calculations in attached exhibit A.


Adopted by the Board of Supervisors of the County of Sierra on the 17<sup>th</sup> day of September, 2019, by the following vote:

AYES: Supervisors Adams, Huebner, Roen, Beard, Dryden  
NOES: None  
ABSENT: None  
ABSTAINED: None


APPROVED AS TO FORM:


COUNTY OF SIERRA

  
\_\_\_\_\_  
David Prentice  
County Counsel

  
\_\_\_\_\_  
Paul Roen  
Chairperson, Board of Supervisors

ATTEST:

  
\_\_\_\_\_  
Heather Foster  
Clerk of the Board



BOARD OF SUPERVISORS  
COUNTY OF SIERRA  
STATE OF CALIFORNIA

RESOLUTION NO. 2019-130

IN THE MATTER OF ADOPTING THE FINAL BUDGET FOR THE COUNTY OF SIERRA  
& SPECIAL REVENUE FUNDS FOR THE 2019-20 FISCAL YEAR

BE IT RESOLVED THAT:

1. The Final budget for the County of Sierra and Special revenue funds for the 2019-20 fiscal year is hereby approved in the form of the attached Exhibit A.
2. The fixed assets specifically listed in the Budget are approved and expenditures for such fixed assets are hereby authorized for the departments to purchase and the Auditor to pay.
3. The expenditures specifically line itemed in the budget including the special revenue funds are hereby authorized for the departments to purchase and the Auditor to pay.
4. The auditor is authorized to move budgeted funds within a Fund as needed.
5. All expenditures of a routine annual basis in excess of \$7,500 are authorized for payment.

Adopted by the Board of Supervisors of the County of Sierra on the 17<sup>th</sup> day of September, 2019,  
by the following vote:

AYES: Supervisors Adams, Huebner, Roen, Beard, Dryden

NOES: None

ABSENT: None


ABSTAINED: None

APPROVED AS TO FORM:




David Prentice  
County Counsel

COUNTY OF SIERRA



Paul Roen  
Chairperson, Board of Supervisors

ATTEST:



Heather Foster  
Clerk of the Board

BOARD OF SUPERVISORS  
COUNTY OF SIERRA  
STATE OF CALIFORNIA

RESOLUTION NO. 2019- 015 CSA

IN THE MATTER OF ADOPTING THE FINAL COUNTY SERVICE AREA 1,2,3,4,5, and  
5A SIERRA BROOKS WATER, 2019-2020 FISCAL YEAR

BE IT RESOLVED THAT:

1. The final budget for the County Service Areas 1, 2, 3, 4, 5, 5A Sierra Brooks Water for the 2019-2020 fiscal years is hereby approved in the form of the attached Exhibit A.
2. The fixed assets specifically listed in the Budget are approved and expenditures for such fixed assets are hereby authorized for the departments to purchase and the Auditor to pay.
3. The expenditures specifically line itemed in the budget are hereby authorized for the departments to purchase and the Auditor to pay.
4. The auditor is authorized to move budgeted funds within a Fund as needed.

Adopted by the Board of Supervisors of the County of Sierra on the 17<sup>th</sup> day of September, 2019,  
by the following vote:

AYES: Supervisors Adams, Huebner, Roen, Beard, Dryden

NOES: None

ABSENT: None


ABSTAINED: None

APPROVED AS TO FORM:

COUNTY OF SIERRA




David Prentice  
Clerk of the Board



Paul Roen  
Chairperson, Board of Supervisors

ATTEST:



Heather Foster  
Clerk of the Board

