

**SIERRA COUNTY  
CALIFORNIA  
ADOPTED  
PRELIMINARY 2016/17 BUDGET**

Adopted June 20, 2017

Resolution 2017-092

The Sierra County Board of Supervisors submits this Budget for Fiscal Year 2017-18 in accordance with the County Budget Act.

This budget shows the amount approved by the Board of Supervisors for the various departments of the County Government, and for those Special Districts whose affairs and funds are under the control of the Board of Supervisors, together with a statement exhibiting an estimate of the revenues that are expected to accrue during this period and the sources of such revenues.

Respectfully submitted,

Lee Adams, Supervisor District 1  
Peter Huebner, Supervisor District 2  
Paul Roen, Supervisor District 3  
Jim Beard, Supervisor District 4  
Scott Schlefstein, Supervisor District 5

**SIERRA COUNTY BUDGET INDEX**

<b>Budget Unit</b>	<b>Page</b>	<b>Budget Unit</b>	<b>Page</b>
1/2 Cent Sales Tax for Safety	79	Labratory Fees - Drug Testing	115
AB8 Equalization	77	Law Enforcement Special Revenues	120-124
Administrative Cost Allocation	171	Law Library	57
Agriculture Commissioner	68	Local Agency Formation Commission (LAFCO)	71
Alcohol Ed	118	Marine Patrol	61
Alcohol Programs Fines	116	Mental Health	89
All Fund Summary	4	Miscellaneous Rebates & Refunds	75
Animal Control	72	Office of Emergency Services (OES)	69
Annual Audit	42	Office of Emergency Services Grants	127-130
Anti-Drug Abuse Grant (was OCJP)	62	Parks & Recreation	95
Aproprations Limits		Planning Department	70
Assessor	41	Plant Maintenance	52
Auditor	43	Predator Control	93
Authorized and Funded Permanente Positions	172	Probation	65
Automated Fingerprinting	119	Public Defender	56
Automated Warrant	117	Public Works	78
Aviation	156	Realignment Funds	97
Benefits		Reserve Designations	7
Board of Supervisors	40	Risk Management	46
Budget Resolutions		Road Department	80
Building Inspection	67	Schedules and Charts	
Cal-Grant - OCJP	63	Search & Rescue	131
Capital Projects	94	Sheriff - Coroner	60
Central Services	50	Social Services Administration	90
Clerk-Recorder	59	Social Services Assistance	91
Clerks Trusts	110-114	Solid Waste	157-163
Contributions to Others	47	Standards & Training Corrections	136-137
County Counsel	45	Summary of Financial Sources	8
County Engineer	53	Summary of Requirements by Fund & Function	34
County Free Library	73	Tax Type Trusts	138-142
County Transportation	164	Title III	125-126
Courts General Fund Costs	54	Transfers	165-168
Criminal Justice Facilities	137	Transportation Special Revenue Funds	132-135
CSA #1	176	Treasurer-Tax Collector	44
CSA #2	177	Victim-Witness Program	66
CSA #3	178	Wage Table	
CSA #4	179		
CSA #5	180		
CSA 4A5A (Sierra Brooks)	181		
CSA Budget Resolution			
Debt Service	96		
Department Request			
District Attorney	55		
DNA Trust	109		
Economic Development	48		
Elections	49		
Encumbrances	169		
Farm Advisor	74		
Fish & Game Commission	92		
Fund Balance Government Funds	6		
Government Fund Summary	5		
Grand Jury	58		
Health & Social Service Type Trusts	143-155		
Health Department	88		
Information Services	51		
Insurance Allocation	169		
Jail	64		

## BUDGET AND PROGRAM ACRONYMS

Acronym	Description
A87	Federal Office of Mgmt & Budget Circular A-87, a Cost Allocation Plan for apportioning overhead
AB8	The Assembly Bill that apportioned the 1% ad valorem property tax after Prop. 13
ADA	Anti-Drug Abuse Grant
ADA	Americans with Disabilities Act
AFDC	Aid to Families with Dependent Children
CAL-MMET	California Multi-Jurisdictional Methamphetamine Enforcement Team
CAPIT	Child Abuse Prevention, Intervention and Treatment
CHDP	Child Health and Disability Prevention
	Citizens Option for Public Safety
CSA	County Service Area
CSOC	Children's System of Care - defunct Mental Health program
	Certified Unified Program Agencies. CUPA is a consolidation of six Environmental Health Programs, with a focus on monitoring hazardous waste.
CUPA	
HOPTR	Homeowners Property Tax Relief Subvention
ISTEA	Intermodal Surface Transportation Efficiency Act
IWMB/SBE	Integrated Waste Management Board/State Board of Equalization
	Local Enforcement Agency: Funds solid waste facilities permit and inspection programs.
LEA	
LAFCO	Local Agency Formation Commission
LTC	Local Transportation Commission
MCAH	Maternal Child and Adolescent Health
MEND	Multi-agency Effort and Needs-based Diversion
MH	Mental Health
MHSA	Mental Health Services Act
MIOCR	This program was renamed to MEND
OWP	Overall Work Program
POST	Police Officers Standards and Training
RWQCB	California Regional Water Quality Control Board
SACPA	Proposition 36: Substance Abuse and Crime Prevention Act
SEDD	Sierra Economic Development District
SRRE-Miscellaneous	Source Reduction Recycle Element - Miscellaneous
SRRE-Siting Element	Source Reduction Recycle Element - Siting Element
SRRE-HHWE	Source Reduction Recycle Element - Household Hazardous Waste Element
SRRE-NDFE	Source Reduction Recycle Element - Non Disposal Facility Element
SS	Social Services - was Welfare
STP	Surface Transportation Program
TANF	Temporary Assistance for Needy Families - was AFDC

COUNTY OF SIERRA  
STATE OF CALIFORNIA

FISCAL YEAR 2017-18

ALL FUND SUMMARY

COUNTY FUNDS	FUND BALANCE UNRESERVED UNDESIGNATED JUNE 30, 2016	DECREASES TO RESERVES/ DESIGNATION/ NET ASSTS	ADDITIONAL FINANCING SOURCE	TOTAL FINANCING SOURCES	FINANCING USES	INCREASES TO RESERVES/ DESIGNATIONS/ NET ASSETS	TOTAL FINANCING USES
(1)	(2)	(3)	(4)	(5)	(6)	(7)	(8)
<b>GOVERNMENTAL FUNDS</b>							
* GENERAL FUND	\$500,000	\$0	\$8,727,367	\$9,227,367	\$9,065,553	\$161,814	\$9,227,367
SPECIAL REVENUE FUNDS	2,048,555	0	17,025,323	19,073,878	19,073,878	0	19,073,878
CAPITAL PROJECT FUNDS	0	0	0	0	0	0	0
DEBT SERVICES FUNDS	0	0	0	0	0	0	0
TOTAL GOVERNMENT FUNDS	\$2,548,555	\$0	\$25,752,690	\$28,301,246	\$28,139,431	\$161,814	\$28,301,246
<b>OTHER FUNDS</b>							
INTERNAL SERVICE FUNDS	\$0			\$0			\$0
ENTERPRISE FUNDS	1,185,050		1,377,507	2,562,557	2,562,557	0	2,562,557
SPECIAL DISTRICTS AND OTHER AGENCIES	21,119	0	449,409	470,528	461,902	8,626	470,528
TOTAL OTHER FUNDS	1,206,169	0	1,826,916	3,033,085	3,024,460	8,626	3,033,085
<b>TOTAL ALL FUNDS</b>	<b>\$3,754,725</b>	<b>\$0</b>	<b>\$27,579,606</b>	<b>\$31,334,331</b>	<b>\$31,163,891</b>	<b>\$170,440</b>	<b>\$31,334,331</b>

	2014/15	2015/16
<b>Contingencies and Reserves Net Designated</b>		
<b>Rollover from prior years of Onetime Revenues</b>	284,000	600,000
<b>One-Time Funds in gf Budget</b>	600,000	600,000

COUNTY OF SIERRA  
STATE OF CALIFORNIA

FISCAL YEAR 2017-18

GOVERNMENT FUND SUMMARY

COUNTY FUNDS	TOTAL FINANCING SOURCES				TOTAL FINANCING USES		
	FUND BALANCE UNRESERVED/ UNDESIGNATED JUNE 30, 2016	DECREASES TO RESERVES/ DESIGNATIONS	ADDITIONAL FINANCING SOURCES	TOTAL FINANCING SOURCE	FINANCING USES	INCREASE TO RESERVES/ DESIGNATIONS	TOTAL FINANCING USES
(1)	(2)	(3)	(4)	(5)	(6)	(7)	(8)
<b>GENERAL FUNDS</b>							
GENERAL FUND	\$500,000	\$0	\$8,458,098	\$8,958,098	\$8,796,284	\$161,814	\$8,958,098
PARKS FUND	0	0	269,270	269,270	269,270	0	269,270
TOTAL GENERAL FUNDS	<u>\$500,000</u>	<u>\$0</u>	<u>\$8,727,367</u>	<u>\$9,227,367</u>	<u>\$9,065,553</u>	<u>\$161,814</u>	<u>\$9,227,367</u>
<b>SPECIAL REVENUE FUNDS</b>							
ROAD FUND	\$691,019	\$0	\$3,342,232	\$4,033,251	\$4,033,251	\$0	\$4,033,251
HEALTH	0	0	2,280,400	2,280,400	2,280,400	0	2,280,400
BEHAVIORAL HEALTH	184,691		5,510,761	5,695,452	5,695,452	0	5,695,452
SOCIALSERVICES	390,775		3,996,013	4,386,788	4,386,788	0	4,386,788
FISH & GAME	5,142	0	1,062	6,204	6,204	0	6,204
PREDITOR	0	0	101	101	101	0	101
TAX TYPE FUNDS	39,159	0	11,200	50,359	50,359	0	50,359
TRANSPORTATION TYPE FUNDS	9,727	0	228,650	238,377	238,377	0	238,377
VARIOUS MINOR FUNDS	35,689	0	15,937	51,626	51,626	0	51,626
SAFETY TYPE FUNDS	692,353	0	1,638,967	2,331,320	2,331,320	0	2,331,320
TOTAL SPECIAL REVENUE FUNDS	<u>\$2,048,555</u>	<u>\$0</u>	<u>\$17,025,323</u>	<u>\$19,073,878</u>	<u>\$19,073,878</u>	<u>\$0</u>	<u>\$19,073,878</u>
<b>CAPITAL PROJECT FUNDS</b>							
CAPITAL PROJECTS	\$0	\$0	\$0	0	\$0	\$0	0
TOTAL CAPLITAL PROJECTS FUND	<u>\$0</u>	<u>\$0</u>	<u>\$0</u>	<u>\$0</u>	<u>\$0</u>	<u>\$0</u>	<u>\$0</u>
<b>DEBT SERVICES</b>							
RETIERMENT BOND	\$0	\$0	\$0	\$0	\$0	\$0	\$0
	<u>\$0</u>	<u>\$0</u>	<u>\$0</u>	<u>\$0</u>	<u>\$0</u>	<u>\$0</u>	<u>\$0</u>
<b>TOTAL GOVERNMENT FUNDS</b>	<u><b>\$2,548,555</b></u>	<u><b>\$0</b></u>	<u><b>\$25,752,690</b></u>	<u><b>\$28,301,246</b></u>	<u><b>\$28,139,431</b></u>	<u><b>\$161,814</b></u>	<u><b>\$28,301,246</b></u>
APPROPRIATION LIMITS							\$6,474,455
APPROPRIATION SUBJECT TO LIMITS							\$4,184,181

COUNTY OF SIERRA  
STATE OF CALIFORNIA

FISCAL YEAR 2017-18

FUND BALANCE - GOVERNMENT FUNDS

FUND NAME	TOTAL FUND BALANCE	LESS: FUND BALANCE-RESERVED/DESIGNATED			FUND BALANCE UNRESERVED/ UNDESIGNATED
	JUNE 30, 2016	ENCUMBRANCE	GENERAL & OTHER RESERVES	DESIGNATIONS	JUNE 30, 2016
(1)	(2)	(3)	(4)	(5)	(6)
<b>GENERAL FUNDS</b>					
GENERAL FUND	\$600,000	\$0	(\$100,000)		\$500,000
PARKS				0	\$0
<b>TOTAL GENERAL FUNDS</b>	<b>\$600,000</b>	<b>\$0</b>	<b>(\$100,000)</b>	<b>\$0</b>	<b>\$500,000</b>
<b>SPECIAL REVENUE FUNDS</b>					
ROAD FUND	\$691,019			0	\$691,019
HEALTH	0				\$0
MEANTAL	184,691				\$184,691
SOCIAL SERVICE	390,775				\$390,775
FISH & GAME	5,142				\$5,142
PREDATOR CONTROL	0				\$0
TAX TYPE FUNDS	39,159				\$39,159
TRANSPORTATION TYPE FUNDS	9,727				\$9,727
VARIOUS MINOR FUNDS	35,689				\$35,689
SAFETY TYPE FUNDS	692,353				\$692,353
<b>TOTAL SPECIAL REVENUE FUNDS</b>	<b>\$2,048,555</b>	<b>\$0</b>	<b>\$0</b>	<b>\$0</b>	<b>\$2,048,555</b>
<b>CAPITAL PROJECT FUNDS</b>					
CAPITAL PROJECTS	\$0				\$0
<b>TOTAL CAPITAL PROJECT FUNDS</b>	<b>\$0</b>	<b>\$0</b>	<b>\$0</b>	<b>\$0</b>	<b>\$0</b>
<b>DEBT SERVICE FUNDS</b>					
<b>TOTAL DEBT SERVICE FUNDS</b>	<b>\$0</b>	<b>\$0</b>	<b>\$0</b>	<b>\$0</b>	<b>\$0</b>
<b>TOTAL GOVERNMENT FUNDS</b>	<b>\$2,648,555</b>	<b>\$0</b>	<b>(\$100,000)</b>	<b>\$2,548,555</b>	<b>\$2,548,555</b>

COUNTY OF SIERRA  
STATE OF CALIFORNIA

FISCAL YEAR 2017-18

RESERVES /DESIGNATIONS - BY GOVERNMENT FUNDS

DESCRIPTIONS	RESERVES/	DECREASES OR CANCELLATIONS	INCREASES OR NEW		TOTAL	
	DESIGNATIONS	ADOPTED BY	ADOPTED BY	DESIGNATIONS	RESERVES/	
		THE BOARD OF	THE BOARD OF	FOR THE	DESIGNATION	
	JUNE 30, 2016	RECOMMENDED SUPERVISORS	RECOMMENDED SUPERVISORS	BUDGET YEAR		
(1)	(2)	(3)	(4)	(5)	(6)	(7)
<b>GENERAL FUNDS</b>						
GENERAL RESERVE	\$0					\$0
RESERVE FOR IMPREST CASH						0
ENCUMBRANCES	0		0			0
ENCUMBRANCES			0			0
DESIGNATION -						0
DESIGNATION - CONTINGENCIES	100,000	0	0	161,814		261,814
ENCUMBRANCES - PARKS						0
<b>TOTAL GENERAL FUNDS</b>	<b>\$100,000</b>	<b>\$0</b>	<b>\$0</b>	<b>\$161,814</b>	<b>\$0</b>	<b>\$261,814</b>
<b>SPECIAL REVENUE FUNDS</b>						
ROAD FUND - GENERAL RESERVES						\$0
ROAD FUND- CONTINGENCIES	0	0	0	0		0
ROAD FUND - ENCUMBRANCE		0				0
HUMAN SERVICES - PUBLIC HEALTH	21,603					21,603
HUMAN SERVICES -MEANTAL HEALTH	108,020					108,020
HUMAN SERVICES - SOCIAL SERVIVES	76,444					76,444
FISH & GAME	22,730					22,730
PREDATOR	102					102
VARIOUS SMALL FUNDS						0
TAX TYPE FUNDS						0
TRANSPORTATION TYPE FUNDS	52,657					52,657
VARIOUS MINOR FUNDS						0
SAFETY TYPE FUNDS	182,128					182,128
<b>TOTAL SPECIAL REVENUE FUNDS</b>	<b>\$463,684</b>	<b>\$0</b>	<b>\$0</b>	<b>\$0</b>	<b>\$0</b>	<b>\$463,684</b>
<b>CAPITAL PROJECT FUNDS</b>						
	0					\$0
<b>TOTAL PROJECT FUNDS</b>	<b>\$0</b>	<b>\$0</b>	<b>\$0</b>	<b>\$0</b>	<b>\$0</b>	<b>\$0</b>
<b>DEBT SERVICES FUNDS</b>						
						\$0
<b>TOTAL DEBT SERVICES FUNDS</b>	<b>\$0</b>	<b>\$0</b>	<b>\$0</b>	<b>\$0</b>	<b>\$0</b>	<b>\$0</b>
<b>TOTAL RESERVES &amp; DESIGNATED FUNDS</b>	<b>\$563,684</b>	<b>\$0</b>	<b>\$0</b>	<b>\$161,814</b>	<b>\$0</b>	<b>\$725,498</b>

\* It is the intent of the Board to maintain the general Reserves at 3% of the general Fund Budget.

COUNTY OF SIERRA  
STATE OF CALIFORNIA

FISCAL YEAR 2017-18  
SUMMARY OF ADDITIONAL FINANCING SOURCES BY SOURCE AND FUND  
GOVERNMENTAL FUNDS

DESCRIPTION	2014-15 ACTUAL	2015-16 ACTUAL	2016-17 as of 6/01/17	2016-17 ADOPTED BY BOARD OF SUPERVISORS	2017-18 RECOMMENDED	2017-18 ADOPTED BY BOARD OF SUPERVISORS
(1)	(2)	(3)	(4)	(5)	(6)	(7)
<b>SUMMARIZATION BY SOURCE</b>						
Taxes	3,701,970	3,689,647	3,188,162	3,815,813	3,972,484	0
Licenses & Permits	104,143	122,817	146,945	129,300	129,300	0
Fines & Forfeitures	84,726	90,348	42,650	96,587	106,587	0
Revenue from use of Money & Property	75,929	99,731	108,064	59,868	60,963	0
Revenue from the State Government	9,627,785	9,222,091	7,376,796	9,970,774	10,879,397	0
Revenue from the Federal Government	1,858,521	2,096,207	1,233,962	1,068,409	1,298,730	0
Charges for Current Services	1,996,787	1,848,702	1,553,306	1,822,041	2,249,104	0
Miscellaneous Revenue	212,964	190,831	404,863	257,032	129,791	0
Transfers In	4,598,870	5,039,134	2,196,997	6,126,112	7,058,659	0
Capital Projects	0	0	0	0	0	0
Debt Servive	596,906	527,299	530,608	559,100	589,398	0
<b>TOTAL SUMMERIZATION BY SOURCE</b>	<b>22,858,601</b>	<b>22,926,806</b>	<b>16,782,353</b>	<b>23,905,036</b>	<b>26,474,412</b>	<b>0</b>
<b>SUMMARIZATION BY FUND</b>						
General Fund 001	6,102,323	6,094,216	5,457,466	6,503,702	6,971,798	0
Parks & Recreation Fund 708	113,703	150,777	99,932	165,072	166,774	0
Road Fund 031	2,710,658	2,360,017	1,913,041	2,809,380	3,336,123	0
Public Health	1,411,413	1,495,716	967,806	1,244,083	1,320,628	0
Behavioral Health	2,330,660	2,233,902	1,521,816	2,196,249	2,612,415	0
Social Service	2,719,102	2,938,265	2,429,590	2,614,966	2,530,701	0
Fish & Game Fund 071	867	2,840	1,633	1,062	1,062	0
Predator Control Fund 077	66	83	109	101	101	0
Tax type funds	4,521	3,375	4,195	7,917	11,200	0
Transportation Type Funds	242,199	177,642	119,251	166,464	220,650	0
Various minor funds	13,476	13,448	16,280	15,937	15,937	0
Safety Type Funds	2,013,839	1,890,093	1,523,628	1,494,891	1,638,967	0
Transfers In	4,598,870	5,039,134	2,196,997	6,126,112	7,058,659	0
Capital Projects	0	0	0	0	0	0
Debt Servive	596,906	527,299	530,608	559,100	589,398	0
<b>Total by Fund</b>	<b>22,858,601</b>	<b>22,926,806</b>	<b>16,782,353</b>	<b>23,905,036</b>	<b>26,474,412</b>	<b>0</b>
	<b>0</b>	<b>0</b>	<b>0</b>	<b>0</b>	<b>0</b>	<b>0</b>



COUNTY OF SIERRA  
STATE OF CALIFORNIA

FISCAL YEAR 2017-18  
DETAIL OF ADDITIONAL FINANCING SOURCES BY FUND AND ACCOUNT  
GOVERNMENTAL FUNDS

DESCRIPTION	2014-15 ACTUAL	2015-16 ACTUAL	2016-17 as of 6/01/17	2016-17 ADOPTED	2017-18 RECOMMENDED	2017-18 ADOPTED	FURTHER DISCRIPTION OF REVENUE
(1)	(2)	(3)	(4)	(5)	(6)	(7)	(8)
<b>GENERAL FUNDS</b>							
<b>TAXES</b>							
0013001 4001 Secured Prop Tax	2,768,845	2,887,836	2,672,240	2,999,396	3,109,384		
0013001 4002 Unsecured Prop Tax	128,996	121,441	102,291	132,000	132,000		
0013001 4003 Prior Secured Prop Tax	0	0	0				
0013001 4004 Prior Unsecured Prop Tax	71,800	(18,685)	0	2,500	2,500		
0013001 4005 Supplemental Prop Tax	2,466	26,317	0	20,000	40,000		
0013001 4006 Penalties & Interest	123,821	108,304	87	120,000	120,000		
0013001 4007 Timber Yield Taxes	71,085	20,725	0	45,000	45,000		
0013001 4008 Sales & Use Tax	127,470	147,415	142,626	130,000	130,000		1¢ Sales Tax R&T Code 7203.1
0013001 4010 Property Transfer Tax	24,568	27,960	16,549	24,000	24,000		
0013001 4011 Transient Occupancy Tax	342,212	326,010	244,657	300,000	326,000		
0013001 4070 Property Tax Collection Costs	1,710	2,070	1,400	2,000	2,000		
0013001 4076 Redemption Fees County	4,050	3,650	4,150	3,500	3,500		
0013001 4055 Homeowners Prop Tax Relief	33,181	33,279	0	33,500	33,500		
<b>Total Taxes</b>	<b>3,700,205</b>	<b>3,686,322</b>	<b>3,183,999</b>	<b>3,811,896</b>	<b>3,967,884</b>	<b>0</b>	
<b>LICENSES &amp; PERMITS</b>							
0013005 4101 Animal Licenses City	378	389	98	300	300		
0013005 4102 Animal Licenses County	678	996	457	1,000	1,000		
0013005 4103 Construction Permits	52,601	70,119	44,897	70,000	70,000		
0013005 4104 Planning Fees	5,315	8,496	71,468	15,000	15,000		
0013001 4105 Franchises	40,874	39,580	25,432	40,000	40,000		
0013005 4106 Other Licenses & Permits	4,299	3,238	4,594	3,000	3,000		
<b>Total Licenses &amp; Permits</b>	<b>104,143</b>	<b>122,817</b>	<b>146,945</b>	<b>129,300</b>	<b>129,300</b>	<b>0</b>	
<b>FINES &amp; FORFEITURES</b>							
0013005 4151 Fines	53,559	82,463	37,282	70,000	70,000		
0013005 4152 Parking	387	1,244	1,356	1,000	1,000		
<b>Total Fines &amp; Forfeitures</b>	<b>53,946</b>	<b>83,706</b>	<b>38,638</b>	<b>71,000</b>	<b>71,000</b>	<b>0</b>	
<b>REVENUE FROM USE OF MONEY &amp; PROPERTY</b>							
0013001 4201 Interest	27,702	33,608	39,937	20,000	30,000		
2083030 4208 Rent	16,427	20,437	22,727	21,780	21,780		Parks & Recreation
<b>Total Rev from Use of Money &amp; Property</b>	<b>44,129</b>	<b>54,045</b>	<b>62,665</b>	<b>41,780</b>	<b>51,780</b>	<b>0</b>	
<b>INTERGOVERNMENT REVENUE</b>							
<b>STATE AID</b>							
0013005 4319 State Aid Probation OES	0	0	0				Youth Offender Grant
0013005 4320 State Aid Grants	0	0	0				Probation
0013001 4329 Motor Vehicle In Lieu	322,542	334,546	343,009	341,797	341,797		R&T 11005 MVL Fees
0013001 4357 State PILT	0	41,288	41,288	41,000	41,000		State PILT
0013020 4331 State Aid Welfare	0	0	0	0	0		
0013005 4341 Agriculture	9,674	13,547	19,082	16,500	16,500		
0013005 4345 Marine Patrol	24,268	2,694	12,670	77,788	57,088		
0013005 4346 Stand & Train	1,381	7,690	0				Sheriff
0013001 4347 Mandated Costs	90	52	463				
0013001 4351 Open Spaces Subvention	0	0	0				Williamson Act
0013001 4355 Other State Aid	20,500	18,876	750	20,000			Help America Vote
0013005 4330 State Aid Grants	0	0	0				
0013005 4374 Realignment	0	0	0				Moved to Transfer page
0013005 4294 Ca Met Drug funds	0	0	0				
2083030 4362 State Aid Grants	55,636	0	0				Parks & Recreation
2083030 4373 OHV Grant	0	99,958	46,516	118,500	118,500		
<b>Total State Aid</b>	<b>434,092</b>	<b>518,652</b>	<b>463,778</b>	<b>615,585</b>	<b>574,885</b>	<b>0</b>	

COUNTY OF SIERRA  
STATE OF CALIFORNIA  
FISCAL YEAR 2017-18  
DETAIL OF ADDITIONAL FINANCING SOURCES BY FUND AND ACCOUNT  
GOVERNMENTAL FUNDS

DESCRIPTION	2014-15 ACTUAL	2015-16 ACTUAL	2016-17 as of 6/01/17	2016-17 ADOPTED	2017-18 RECOMMENDED	2017-18 ADOPTED	FURTHER DISCRIPTION OF REVENUE
(1)	(3)	(4)	(5)	(6)	(7)	(8)	
<b>FEDERAL AID</b>							
0013020 4276 Welfare	0	0	0				Probation
0013001 4279 Public in lieu of Taxes (PILT)	142,792	168,790	0	166,880	438,000		
0013005 4281 Drug Program (ADA)	70,694	15,000	15,000	129,925	0		Sheriff
0013005 4286 Office of Emergency Services	125,670	127,995	49,750	90,000	90,000		OES Department
0013020 4285 Victim Witness (OES)	53,566	65,400	130,535	160,360	86,753		
	0	0	0				
2083030 4284 Other Federal Aid	13,388	2,455	0				Parks & Recreation
<b>Total Federal Aid</b>	<b>406,110</b>	<b>379,640</b>	<b>195,285</b>	<b>547,165</b>	<b>614,753</b>	<b>0</b>	
<b>TOTAL INTERGOVERNMENT REVENUES</b>	<b>840,202</b>	<b>898,292</b>	<b>659,063</b>	<b>1,162,750</b>	<b>1,189,638</b>	<b>0</b>	
<b>CHARGES FOR CURRENT SERVICES</b>							
0013001 4501 A87 Plan Service	1,004,165	986,641	911,903	911,904	1,311,467		
0013001 4502 Treasurer Fees	3,851	3,954	2,462	6,000	6,000		
0013001 4503 Elections Services	1,069	334	833	5,500	5,500		
0013001 4504 Property Tax Roll Fees	61,819	63,060	63,765	63,000	63,000		
0013005 4505 Court Services Costs Collection	28,601	19,483	8,652	18,000	18,000		
0013001 4506 County Counsel Services	75,544	44,477	39,410	50,000	50,000		
0013010 4507 Engineering Services	7,919	5,845	2,828	11,000	11,000		
0013005 4508 Civil Process Services	1,246	1,480	1,498	100	100		
0013005 4510 Law Enforcement Services	72,173	80,591	84,439	80,000	80,000		
0013001 4511 Official Record Fees	23,100	22,834	19,983	23,000	23,000		
0013001 4512 Document Copy Fees	1,244	619	239	6,000	6,000		
0013015 4514 Mental Health Services	0	0	0	300	300		
0013025 4517 Law Library Fees	828	720	688	1,500	1,500		
0013001 4521 Other Current Services	0	0	8	800	5,800		LAFCO \$5k
0013001 4522 Tax Collector Fees	13,893	19,650	8,717	15,000	15,000		
0013001 4523 Fixit Ticket Transfer Fees	0	0	0	500	500		
0013001 4551 RECORDING & INDEX	3,357	3,611	7,453	4,000	4,000		
0013001 4533 CERTIFICATES & JU	5,099	4,499	3,846	4,000	4,000		
0013001 4535 SB 21 \$1/EXT PAGE	3,344	3,610	7,449	3,500	3,500		
0013001 4539 MIS Fees	0	0	0	0	0		
0013001 4543 Clerk Recorder Fees	0	0	0	1,500	1,500		
0013001 4551 Recording and Indexing Fee	3,357	3,611	7,453	1,000	1,000		
<b>Total Current Services</b>	<b>1,310,611</b>	<b>1,265,019</b>	<b>1,171,625</b>	<b>1,206,604</b>	<b>1,611,167</b>	<b>0</b>	
<b>OTHER REVENUE</b>							
0013001 4713 Safety Funds From Trindel	70,000	70,000	70,000	70,000	70,000		
0013001 4704 Other Misc Sales	1,098	2,304	709				
0013001 4701 Other Misc Revenue	63,440	34,562	193,067	150,652	21,309		
2083030 4701 Other Misc Revenue	28,250	27,926	30,688	24,792	26,494		Tobacco Settlement
<b>Total Other Revenue</b>	<b>162,788</b>	<b>134,792</b>	<b>294,464</b>	<b>245,444</b>	<b>117,803</b>	<b>0</b>	
<b>TOTAL GENERAL FUND FINANCING SOURCES</b>	<b>6,216,025</b>	<b>6,244,993</b>	<b>5,557,398</b>	<b>6,668,774</b>	<b>7,138,572</b>	<b>0</b>	
				<b>Memo: Transfers In</b>	<b>1,486,912</b>	<b>1,588,796</b>	<b>0</b>

COUNTY OF SIERRA  
STATE OF CALIFORNIA  
FISCAL YEAR 2017-18  
DETAIL OF ADDITIONAL FINANCING SOURCES BY FUND AND ACCOUNT  
GOVERNMENTAL FUNDS

DESCRIPTION (1)	(2)	2014-15 ACTUAL (3)	2015-16 ACTUAL (4)	2016-17 as of 6/01/17 (5)	2016-17 ADOPTED (6)	2017-18 RECOMMENDED (7)	2017-18 ADOPTED (8)	FURTHER DISCRIPTION OF REVENUE
<b>ROAD FUND</b>								
<b>REVENUE FROM USE OF MONEY &amp; PROPERTY</b>								
0313010	4201 Interest	0	1,351	341	0	0		
0313010	4208 Rent	0	12,000	6,040	6,000	6,000		
<b>Total Rev from Use of Money &amp; Property</b>		<b>0</b>	<b>13,351</b>	<b>6,381</b>	<b>12,000</b>	<b>6,000</b>	<b>0</b>	
<b>INTERGOVERNMENT REVENUE</b>								
<b>STATE AID</b>								
0313010	4328 Highway Users Tax (HUTA)	1,209,193	1,002,189	679,054	884,000	1,324,743		Road S&H §2104-2107.5
0313010	4355 Other State Aid	0	0	0				Road Prop 42
0313010	4325 Exchange Dollars	224,585	219,609	0	224,585	224,585		Road Exch \$
0313010	4358 State Storm Damage	0	0	0				Road
0320000	4365 State Aid STP	321,249	229,659	798,295	1,003,795	1,003,795		Road STIP
0313010	4368 State Aid Tran Investment	0	0	0				R&T Code 7104c4
0313010	4372 State Aid Traffic Congestion	0	0	0				Congestion Relief
<b>Total State Aid</b>		<b>1,755,026</b>	<b>1,451,457</b>	<b>1,477,349</b>	<b>2,112,380</b>	<b>2,553,123</b>	<b>0</b>	
<b>FEDERAL AID</b>								
0313010	4278 Forest Reserve	353,893	361,991	101,423	100,000			Road
0313010	4282 Storm Damage	0	0	0				Road
0313010	4284 Other Federal Aid	0	0	0				Road
0313010	4279 Public in lieu of Taxes (PILT)	0	0	0		192,000		
<b>Total Federal Aid</b>		<b>353,893</b>	<b>361,991</b>	<b>101,423</b>	<b>100,000</b>	<b>192,000</b>	<b>0</b>	
<b>TOTAL INTERGOVERNMENT REVENUES</b>		<b>2,108,919</b>	<b>1,813,448</b>	<b>1,578,772</b>	<b>2,212,380</b>	<b>2,745,123</b>	<b>0</b>	
<b>CHARGES FOR CURRENT SERVICES</b>								
0313010	4512 Document Copy Fees	0	0	0				
0313010	4513 Road & Street Services	613,875	426,191	301,977	520,000	520,000		
0313010	4584 Underground tanks	(16,050)	74,968	0	60,000	60,000		Road Underground Tanks
<b>Total Current Services</b>		<b>597,825</b>	<b>501,159</b>	<b>301,977</b>	<b>580,000</b>	<b>580,000</b>	<b>0</b>	
<b>OTHER REVENUE</b>								
0313010	4701 Other Misc Revenue	3,914	32,058	25,911	5,000	5,000		Road
0313010	4703 Sales of Fixed Assets	0	0	0				
<b>Total Other Revenue</b>		<b>3,914</b>	<b>32,058</b>	<b>25,911</b>	<b>5,000</b>	<b>5,000</b>	<b>0</b>	
<b>TOTAL ROAD FUND FINANCING SOURCES</b>		<b>2,710,658</b>	<b>2,360,017</b>	<b>1,913,041</b>	<b>2,809,380</b>	<b>3,336,123</b>	<b>0</b>	
Memo: Transfers In						6,109	0	

COUNTY OF SIERRA  
STATE OF CALIFORNIA  
FISCAL YEAR 2017-18  
DETAIL OF ADDITIONAL FINANCING SOURCES BY FUND AND ACCOUNT  
GOVERNMENTAL FUNDS

DESCRIPTION	2014-15 ACTUAL	2015-16 ACTUAL	2016-17 as of 6/01/17	2016-17 ADOPTED	2017-18 RECOMMENDED	2017-18 ADOPTED	FURTHER DISCRIPTION OF REVENUE
(1)	(3)	(4)	(5)	(6)	(7)	(8)	
<b>HEALTH</b>							
<b>REVENUE FROM USE OF MONEY &amp; PROPERTY</b>							
0515610 4201 Interest	0	0	0				Health
8170000 4201 Interest	0	0	0				Health - Realignment
8915610 4201 Interest	1,919	1,976	2,489				AB 8
8915611 4201 Interest	3,322	3,421	4,309				ADAP, AIDS, LPHS, HIV, LABG
8915612 4201 Interest	2,604	3,062	4,410				CHILDREN'S HEALTH DIS. PREV
8915613 4201 Interest	7	7	9				CHILD MEDICAL SERVICES
8915614 4201 Interest	7	21	64				PANDEMIC INFLUENZA
8915615 4201 Interest	55	46	55				LEA
8915616 4201 Interest	62	35	108				BIO-TERRORISM
8915617 4201 Interest	311	137	467				CUPA
8915618 4201 Interest	45	23	124				HOSPITAL PREPAREDNESS
8915619 4201 Interest	0	0	0				CALIFORNIA ENDOWMENT
8915620 4201 Interest	39	0	0				HEALTH SUBVENTION
8915621 4201 Interest	0	0	0				MCAH, MCH
8915683 4201 Interest	0	0	0				PERINATAL-SGF
8915821 4201 Interest	88	90	114				ABOVE GROUND STORAGE TANKS
0515610 4208 Rents	0	0	0				
<b>Total Rev from Use of Money &amp; Property</b>	<b>8,458</b>	<b>8,819</b>	<b>12,148</b>	<b>0</b>	<b>0</b>	<b>0</b>	
<b>INTERGOVERNMENT REVENUE</b>							
<b>STATE AID</b>							
0515610 4333 Health Program	0	0	0	48,250	48,250		
0515610 4334 MCAH	61,836	68,643	78,140	84,539	86,827		
0515610 4335 Child Health & Disability Prev	20,626	33,077	30,766	60,370	65,653		
0515610 4336 Women, Infant & Children	122,059	131,227	61,709	155,999	101,539		
0515610 4337 California Children Services	231	18,918	13,837	60,031	25,031		
0515610 4355 Other State Aid	0	0	0				
0515610 4356 AIDS Program	1,797	3,245	1,855	6,766	6,000		
8915660 4352 Tobacco Use Prev Incentive	150,000	150,000	150,000	150,000	350,000		HS - Tobacco
0515610 4362 Public Health Emergency Prep.	13,641	64,508	23,456		45,078		
8170000 4352 Health - Realignment	287,278	278,762	268,702	298,518	311,500		
			0				
8915614 4370 PANDEMIC INFLUENZA	0	0	0	60,107	15,026		
8915615 4363 LEA	14,022	14,015	14,242	15,000	15,567		
8915616 4362 Public Health Emergency Prep.	0	25,424	0	101,759	25,430		
8915617 4323 CUPA	60,000	60,000	60,000	60,000	60,000		
8915618 4362 HOSPITAL PREPAREDNESS	0	0	0	29,327			
8915619 4362 CALIFORNIA ENDOWMENT	0	0	0				
8915620 4362 HEALTH SUBVENTION	0	0	0				
8915621 4334 MCAH, MCH	0	0	0				
8915622 4362 PERINATAL-SGF	0	0	0				
0515610 4353 STATE AID CHILD SUPPORT INCNT	0						
8915683 4369 STATE AID PERINATAL SGF	0	0	0				
8915821 4339 ABOVE GROUND STORAGE TANKS	0	0	0	15,186	15,186		
<b>Total State Aid</b>	<b>731,489</b>	<b>847,819</b>	<b>702,706</b>	<b>1,145,852</b>	<b>1,171,087</b>	<b>0</b>	

COUNTY OF SIERRA  
STATE OF CALIFORNIA  
FISCAL YEAR 2017-18  
DETAIL OF ADDITIONAL FINANCING SOURCES BY FUND AND ACCOUNT  
GOVERNMENTAL FUNDS

DESCRIPTION (1)	(2)	2014-15 ACTUAL (3)	2015-16 ACTUAL (4)	2016-17 as of 6/01/17 (5)	2016-17 ADOPTED (6)	2017-18 RECOMMENDED (7)	2017-18 ADOPTED (8)	FURTHER DISCRIPTION OF REVENUE
<b>FEDERAL AID</b>								
0515610	4284 Federal Aid other	108,299	118,520	29,268	87,981	87,968		
0515610	4285 FED AID OTHER	0	0	0				FDA
8915616	4284 Public Health Emergency Prep.	38,248	0	25,364				
8915685	4287 FED AID SUB ABUSE PREV & TREAT	433,267	433,593	110,855				
8915618	4284 HOSPITAL PREPAREDNESS	29,327	29,320	29,323		29,323		
<b>Total Federal Aid</b>		<b>609,141</b>	<b>581,433</b>	<b>194,810</b>	<b>87,981</b>	<b>117,291</b>	<b>0</b>	
<b>TOTAL INTERGOVERNMENT REVENUES</b>		<b>1,340,630</b>	<b>1,429,253</b>	<b>897,516</b>	<b>1,233,833</b>	<b>1,288,378</b>	<b>0</b>	
<b>CHARGES FOR CURRENT SERVICES</b>								
0515610	4520 Health Dept Fees	27,230	24,620	25,763	10,000	32,000		HS - Health
0515610	4520 Contract Services	27,230	24,620	25,763				
0515610	4597 Mdical Marijuana County Share	0	0	0				
0515610	4536 CUPA	0	0	0				
0515610	4701 Billing other Departments							
8915617	4536 CUPA FEES	4,286	2,751	2,968				CUPA
8915617	4537 CUPA SURCHARGE	2,158	1,868	2,122				
<b>Total Current Services</b>		<b>60,904</b>	<b>53,858</b>	<b>56,615</b>	<b>10,000</b>	<b>32,000</b>	<b>0</b>	
<b>OTHER REVENUE</b>								
0515610	4701 Other Misc Revenue	858	1,857	939	250	250		HS - Health- Trnf, etc
0515670	4701 Other Misc Revenue	562	1,930	587				HS - LEA - Trnf, etc
0515671	4701 Other Misc Revenue	0	0	0				HS - Bio- Trnf, etc
0515672	4701 Other Misc Revenue	0	0	0				HS - CUPA- Trnf, etc
8170000	4701 Other Misc Revenue	0	0	0				Health - Realignment
8915610	4701 Other Misc Revenue	0	0	0				AB 8
8915611	4701 Other Misc Revenue	0	0	0				ADAP, AIDS, LPHS, HIV, LABG
8915612	4701 Other Misc Revenue	0	0	0				CHILDREN'S HEALTH DIS. PREV
8915613	4701 Other Misc Revenue	0	0	0				CHILD MEDICAL SERVICES
8915614	4701 Other Misc Revenue	0	0	0				PANDEMIC INFLUENZA
8915615	4701 Other Misc Revenue	0	0	0				LEA
8915616	4701 Other Misc Revenue	0	0	0				BIO-TERRORISM
8915617	4701 Other Misc Revenue	0	0	0				CUPA
8915618	4701 Other Misc Revenue	0	0	0				HOSPITAL PREPAREDNESS
8915619	4701 Other Misc Revenue	0	0	0				CALIFORNIA ENDOWMENT
8915620	4701 Other Misc Revenue	0	0	0				HEALTH SUBVENTION
8915621	4701 Other Misc Revenue	0	0	0				MCAH, MCH
8915683	4701 Other Misc Revenue	0	0	0				PERINATAL-SGF
8915821	4701 Other Misc Revenue	0	0	0				H1N1
<b>Total Other Revenue</b>		<b>1,421</b>	<b>3,787</b>	<b>1,526</b>	<b>250</b>	<b>250</b>	<b>0</b>	
<b>TOTAL HEALTH FUNDS FINANCING SOURCES</b>		<b>1,411,413</b>	<b>1,495,716</b>	<b>967,806</b>	<b>1,244,083</b>	<b>1,320,628</b>	<b>0</b>	
Memo: Transfers In					842,462	959,772	0	

COUNTY OF SIERRA  
STATE OF CALIFORNIA  
FISCAL YEAR 2017-18  
DETAIL OF ADDITIONAL FINANCING SOURCES BY FUND AND ACCOUNT  
GOVERNMENTAL FUNDS

DESCRIPTION	2014-15 ACTUAL	2015-16 ACTUAL	2016-17 as of 6/01/17	2016-17 ADOPTED	2017-18 RECOMMENDED	2017-18 ADOPTED	FURTHER DISCRIPTION OF REVENUE
(1)	(2)	(3)	(4)	(5)	(6)	(7)	(8)
<b>BEHAVIORAL HEALTH</b>							
<b>REVENUE FROM USE OF MONEY &amp; PROPERTY</b>							
0515670 4201 Interest	0	0	0				
8150000 4201 Interest	0	0	0				
8277670 4201 Interest	0	0	0				
8277690 4201 Interest	0	0	0				
8915660 4201 Interest	650	358	629				
8915671 4201 Interest	10,383	10,843	16,717				
8915673 4201 Interest	0	0	0				
8915674 4201 Interest	0	0	0				
8915675 4201 Interest	840	391	522				
8915682 4201 Interest	0	0	0				
8915685 4201 Interest	989	1,702	3,314				
8915820 4201 Interest	148	192	242				
0515670 4208 Rents	6,000	6,000	0	6,000	3,000		
<b>Total Rev from Use of Money &amp; Property</b>	<b>19,010</b>	<b>19,486</b>	<b>21,425</b>	<b>6,000</b>	<b>3,000</b>	<b>0</b>	
<b>INTERGOVERNMENT REVENUE</b>							
<b>STATE AID</b>							
0515670 4338 Mental Health	0	0	0		124,649		HS - MH First Five
0515670 4310 Other State Aid	0	0	0				
0515670 4355 Other State Aid	0	0	0				
0515670 4339 Alcohol Program	0	0	0				
8150000 4356 Realignment	338,733	312,619	252,587	238,251	317,113		
8915609 4338 State Aid Mental Health	0	0	0				
8915610 4338 State Aid Mental Health	0	0	0				
8915611 4338 State Aid Mental Health	0	0	0				
8915612 4338 State Aid Mental Health	80,590	73,543	61,763	63,362	74,494		
8915613 4338 State Aid Mental Health	0	0	0				
8915672 4352 Prevention Early Intervention MHSA	0	0	0	240,775	283,240		
8121000 4364 2011 Realignment	234,482	250,253	140,681	132,796	232,597		
8915671 4338 MHSA	1,208,856	1,103,144	926,449	963,098	1,132,798		
8915675 4338 MHSA WET	0	0	0				
8915676 4338 MHSA Capital Facilities & Tech	0	0	0				
8915674 4288 SAMHSA	0	23,166	0	73,743			
8915681 4339 ALCOHOL PRG, NNA, SGF	0	0	0				
8915612 4338 PEI							
8915685 4287 SAPT: DIS, PRE, FLN, CL, HIV	433,267	433,593	110,855	433,267	433,267		
8915682 4287 DFS	0	0	0				
8915820 4355 PROP 36 SUB ABUSE	0	0	0	32,000			
<b>Total State Aid</b>	<b>2,295,928</b>	<b>2,196,318</b>	<b>1,492,337</b>	<b>2,177,292</b>	<b>2,598,158</b>	<b>0</b>	

COUNTY OF SIERRA  
STATE OF CALIFORNIA  
FISCAL YEAR 2017-18  
DETAIL OF ADDITIONAL FINANCING SOURCES BY FUND AND ACCOUNT  
GOVERNMENTAL FUNDS

DESCRIPTION		2014-15	2015-16	2016-17	2016-17	2017-18	2017-18	FURTHER
(1)	(2)	ACTUAL	ACTUAL	as of 6/01/17	ADOPTED	RECOMMENDED	ADOPTED	DISCRIPTION
		(3)	(4)	(5)	(6)	(7)	(8)	OF REVENUE
<b>FEDERAL AID</b>								
<b>Total Federal Aid</b>		<b>0</b>	<b>0</b>	<b>0</b>	<b>0</b>	<b>0</b>	<b>0</b>	
<b>TOTAL INTERGOVERNMENT REVENUES</b>		<b>2,295,928</b>	<b>2,196,318</b>	<b>1,492,337</b>	<b>2,177,292</b>	<b>2,598,158</b>	<b>0</b>	
<b>CHARGES FOR CURRENT SERVICES</b>								
0515670	4514 Mental Health Services	5,038	12,869	6,448	2,500	3,000		HS - MH & CSOC, CPS
0515670	4518 Alcohol Fees	8,910	2,323	340	7,000	7,000		
<b>Total Current Services</b>		<b>13,948</b>	<b>15,192</b>	<b>6,788</b>	<b>9,500</b>	<b>10,000</b>	<b>0</b>	
<b>OTHER REVENUE</b>								
0515670	4701 Other Misc Revenue	562	1,930	587	2,200			
<b>Total Other Revenue</b>		<b>562</b>	<b>1,930</b>	<b>587</b>	<b>2,200</b>	<b>0</b>	<b>0</b>	
<b>TOTAL MENTAL HEALTH SERVICES FUND FINACIAING</b>		<b>2,329,448</b>	<b>2,232,926</b>	<b>1,521,136</b>	<b>2,194,992</b>	<b>2,611,158</b>	<b>0</b>	
Memo: Transfers In					2,317,484	2,898,346	0	

COUNTY OF SIERRA  
STATE OF CALIFORNIA  
FISCAL YEAR 2017-18  
DETAIL OF ADDITIONAL FINANCING SOURCES BY FUND AND ACCOUNT  
GOVERNMENTAL FUNDS

DESCRIPTION		2014-15	2015-16	2016-17	2016-17	2017-18	2017-18	FURTHER
(1)	(2)	ACTUAL	ACTUAL	as of 6/01/17	ADOPTED	RECOMMENDED	ADOPTED	DISCRIPTION
		(3)	(4)	(5)	(6)	(7)	(8)	OF REVENUE
<b>SOCIAL SERVICES</b>								
<b>REVENUE FROM USE OF MONEY &amp; PROPERTY</b>								
0515800	4201 Interest	992	(103)	346	0	0	0	HS - Administration
0515800	4208 Rents	0	0	0				HS - SS
<b>Total Rev from Use of Money &amp; Property</b>		<b>992</b>	<b>-103</b>	<b>346</b>	<b>0</b>	<b>0</b>	<b>0</b>	
<b>INTERGOVERNMENT REVENUE</b>								
<b>STATE AID</b>								
0515800	4331 Social Services Admin.	508,856	496,789	427,924	241,520	639,728		HS - SS Admin.
0515800	4371 In Home Supportive Services	248,457	200,846	41,729				HS - IHSS
0515800	4355 Other State Aide	0	0	0				
0515810	4332 State Aid Welfare	39,509	80,405	70,706	90,000	81,000		HS - SS Assist.
0515810	4353 Child Support Intercept	0	0	0				
0515800	4355 Other Aid	0	0	0	334,819			MediGap
0515800	4343 Child Abuse Prevention	0	0	0				HS - Child Abuse (CAPIT)
8160000	Realignment 1991	581,692	550,861	467,212	787,000	553,000		
8120000	4374 AB118 2011 Realignment	877,259	862,091	612,114	828,389	912,312		
<b>Total State Aid</b>		<b>2,255,772</b>	<b>2,190,993</b>	<b>1,619,684</b>	<b>2,281,728</b>	<b>2,186,040</b>	<b>0</b>	



COUNTY OF SIERRA  
STATE OF CALIFORNIA  
FISCAL YEAR 2017-18  
DETAIL OF ADDITIONAL FINANCING SOURCES BY FUND AND ACCOUNT  
GOVERNMENTAL FUNDS

DESCRIPTION (1)	(2)	2014-15 ACTUAL (3)	2015-16 ACTUAL (4)	2016-17 as of 6/01/17 (5)	2016-17 ADOPTED (6)	2017-18 RECOMMENDED (7)	2017-18 ADOPTED (8)	FURTHER DISCRIPTION OF REVENUE
<b>FEDERAL AID</b>								
0515800	4276 Social Services Admin	389,986	656,676	638,018	233,238	244,661		HS - Admin
0515800	4292 IHSS	37,757	14,438	15,624				HS - IHSS
0515810	4277 Social Services Aid	32,405	72,154	88,693	100,000	100,000		HS - Asst
0515800	4274 ARRA	0	0	0				
0515800	4284 SOS	0	0	0				
<b>Total Federal Aid</b>		<b>460,148</b>	<b>743,268</b>	<b>742,334</b>	<b>333,238</b>	<b>344,661</b>	<b>0</b>	
<b>TOTAL INTERGOVERNMENT REVENUES</b>		<b>2,715,920</b>	<b>2,934,261</b>	<b>2,362,019</b>	<b>2,614,966</b>	<b>2,530,701</b>	<b>0</b>	
<b>CHARGES FOR CURRENT SERVICES</b>								
<b>Total Current Services</b>		<b>0</b>	<b>0</b>	<b>0</b>	<b>0</b>	<b>0</b>	<b>0</b>	
<b>OTHER REVENUE</b>								
0515800	4701 Other Misc Revenue	2,190	3,514	67,225				HS - Admin - Trnf, etc
0515810	4701 Other Misc Revenue	0	593	0				HS - Aid - Trnf, etc
8160000	4701 Other Misc Revenue	0	0	0	0	0	0	
<b>Total Other Revenue</b>		<b>2,190</b>	<b>4,107</b>	<b>67,225</b>	<b>0</b>	<b>0</b>	<b>0</b>	
<b>TOTAL HUMAN SERVICES FUND FINANCING SOURCES</b>		<b>2,719,102</b>	<b>2,938,265</b>	<b>2,429,590</b>	<b>2,614,966</b>	<b>2,530,701</b>	<b>0</b>	
Memo: Transfers In					1,000,000	1,465,312	1,465,312	
<b>FISH &amp; GAME FUND</b>								
<b>FINES &amp; FORFEITURES</b>								
0713001	4153 Fish & Game	643	2,079	758	1,000	1,000		Fish & Game
<b>Total Fines &amp; Forfeitures</b>		<b>643</b>	<b>2,079</b>	<b>758</b>	<b>1,000</b>	<b>1,000</b>	<b>0</b>	
<b>REVENUE FROM USE OF MONEY &amp; PROPERTY</b>								
0713001	4201 Interest	0	0	0	0	0		0 Fish & Game
<b>Total Rev from Use of Money &amp; Property</b>		<b>0</b>	<b>0</b>	<b>0</b>	<b>0</b>	<b>0</b>	<b>0</b>	
<b>OTHER REVENUE</b>								
0713001	4701 Other Misc Revenue	224	761	875	62	62		Fish & Game
<b>Total Other Revenue</b>		<b>224</b>	<b>761</b>	<b>875</b>	<b>62</b>	<b>62</b>	<b>0</b>	
<b>TOTAL FISH &amp; GAME SERVICES FUND FINANCING</b>		<b>867</b>	<b>2,840</b>	<b>1,633</b>	<b>1,062</b>	<b>1,062</b>	<b>0</b>	

COUNTY OF SIERRA  
STATE OF CALIFORNIA  
FISCAL YEAR 2017-18  
DETAIL OF ADDITIONAL FINANCING SOURCES BY FUND AND ACCOUNT  
GOVERNMENTAL FUNDS

DESCRIPTION (1)	(2)	2014-15 ACTUAL (3)	2015-16 ACTUAL (4)	2016-17 as of 6/01/17 (5)	2016-17 ADOPTED (6)	2017-18 RECOMMENDED (7)	2017-18 ADOPTED (8)
<b>PREDATOR CONTROL</b>							
<b>REVENUE FROM USE OF MONEY &amp; PROPERTY</b>							
0773005 4201 Interest		0	0	0			
<b>Total Rev from Use of Money &amp; Property</b>		<b>0</b>	<b>0</b>	<b>0</b>	<b>0</b>	<b>0</b>	<b>0</b>
<b>FEDERAL AID</b>							
0773005 4283 Grazing In Lieu		66	83	109	25	25	
<b>Total Federal Aid</b>		<b>66</b>	<b>83</b>	<b>109</b>	<b>25</b>	<b>25</b>	<b>0</b>
<b>TOTAL INTERGOVERNMENT REVENUES</b>		<b>66</b>	<b>83</b>	<b>109</b>	<b>25</b>	<b>25</b>	<b>0</b>
<b>OTHER REVENUE</b>							
0773005 4701 Other Misc Revenue		0	0	0	76	76	
<b>Total Other Revenue</b>		<b>0</b>	<b>0</b>	<b>0</b>	<b>76</b>	<b>76</b>	<b>0</b>
<b>TOTAL PREDATOR CONTROL FUND FINANCING</b>		<b>66</b>	<b>83</b>	<b>109</b>	<b>101</b>	<b>101</b>	<b>0</b>
<b>1/2 Cent Sales Tax for Safety</b>							
<b>REVENUE FROM USE OF MONEY &amp; PROPERTY</b>							
8360000 4201 Interest		0	0	0			
<b>Total Rev from Use of Money &amp; Property</b>		<b>0</b>	<b>0</b>	<b>0</b>	<b>0</b>	<b>0</b>	<b>0</b>
<b>STATE AID</b>							
8360000 4344 1/2 Cent Sales Tax		108,587	100,530	76,175	100,000	100,000	
<b>Total State Aid</b>		<b>108,587</b>	<b>100,530</b>	<b>76,175</b>	<b>100,000</b>	<b>100,000</b>	<b>0</b>
<b>TOTAL INTERGOVERNMENT REVENUES</b>		<b>108,587</b>	<b>100,530</b>	<b>76,175</b>	<b>100,000</b>	<b>100,000</b>	<b>0</b>
<b>OTHER REVENUE</b>							
8363005 4701 Other Misc Revenue		0	0	0	0	0	0
<b>Total Other Revenue</b>		<b>0</b>	<b>0</b>	<b>0</b>	<b>0</b>	<b>0</b>	<b>0</b>
<b>TOTAL 1/2 CENT SALES TAX FOR SAFETY FUND FINANCING</b>		<b>108,587</b>	<b>100,530</b>	<b>76,175</b>	<b>100,000</b>	<b>100,000</b>	<b>0</b>

COUNTY OF SIERRA  
STATE OF CALIFORNIA

FISCAL YEAR 2017-18  
COUNTY BUDGET ACT  
GOVERNMENTAL FUNDS

DESCRIPTION		2014-15	2015-16	2016-17	2016-17	2017-18	2017-18
(1)	(2)	ACTUAL	ACTUAL	as of 6/01/17	ADOPTED	RECOMMENDED	ADOPTED
		(3)	(4)	(5)	(6)	(7)	(8)
<b>CAPITAL PROJECTS</b>							
<b>REVENUE FROM USE OF MONEY &amp; PROPERTY</b>							
1001001	4201 Interest	0	0	0			
<b>Total Rev from Use of Money &amp; Property</b>		<b>0</b>	<b>0</b>	<b>0</b>	<b>0</b>	<b>0</b>	<b>0</b>
<b>STATE AID</b>							
1001001							
<b>FEDERAL AID</b>							
1001001	4284	0	0	0		0	
<b>Total Federal Aid</b>		<b>0</b>	<b>0</b>	<b>0</b>	<b>0</b>	<b>0</b>	<b>0</b>
<b>TOTAL INTERGOVERNMENT REVENUES</b>		<b>0</b>	<b>0</b>	<b>0</b>	<b>0</b>	<b>0</b>	<b>0</b>
<b>OTHER REVENUE</b>							
1001001	4711 Transfers from other Funds CSA2	0	0	0			
1001001	4711 Transfers from other Funds road						
<b>Total Other Revenue</b>		<b>0</b>	<b>0</b>	<b>0</b>	<b>0</b>	<b>0</b>	<b>0</b>
<b>TOTAL CAPITAL PROJECTS CONTROL FUND FINANCING</b>		<b>0</b>	<b>0</b>	<b>0</b>	<b>0</b>	<b>0</b>	<b>0</b>
Memo: Transfers In						0	
<b>PENSION BOND</b>							
<b>REVENUE FROM USE OF MONEY &amp; PROPERTY</b>							
6003090							
<b>Total Rev from Use of Money &amp; Property</b>		<b>0</b>	<b>0</b>	<b>0</b>	<b>0</b>	<b>0</b>	<b>0</b>
<b>OTHER REVENUE</b>							
6003090	4715 Transfers from other Funds Payroll	596,906	527,299	530,608	559,100	589,398	
		<b>596,906</b>	<b>527,299</b>	<b>530,608</b>	<b>559,100</b>	<b>589,398</b>	<b>0</b>
<b>TOTAL DEBT SERVICES CONTROL FUND FINANCING</b>		<b>596,906</b>	<b>527,299</b>	<b>530,608</b>	<b>559,100</b>	<b>589,398</b>	<b>0</b>

COUNTY OF SIERRA  
STATE OF CALIFORNIA  
FISCAL YEAR 2017-18  
DETAIL OF ADDITIONAL FINANCING SOURCES BY FUND AND ACCOUNT  
GOVERNMENTAL FUNDS

DESCRIPTION	2014-15 ACTUAL	2015-16 ACTUAL	2016-17 as of 6/01/17	2016-17 ADOPTED	2017-18 RECOMMENDED	2017-18 ADOPTED
(1)	(3)	(4)	(5)	(6)	(7)	(8)
<b>Library Trust</b>						
<b>REVENUE FROM USE OF MONEY &amp; PROPERTY</b>						
8020000 4201 Interest	0	0	0	0	0	0
<b>Total Rev from Use of Money &amp; Property</b>	<b>0</b>	<b>0</b>	<b>0</b>	<b>0</b>	<b>0</b>	<b>0</b>
<b>FEDERAL AID</b>						
8020000	0	0	0	0	0	0
<b>Total Federal Aid</b>	<b>0</b>	<b>0</b>	<b>0</b>	<b>0</b>	<b>0</b>	<b>0</b>
<b>TOTAL INTERGOVERNMENT REVENUES</b>	<b>0</b>	<b>0</b>	<b>0</b>	<b>0</b>	<b>0</b>	<b>0</b>
<b>OTHER REVENUE</b>						
8020000 4701 Other Misc Revenue	0	0	0	0	0	0
<b>Total Other Revenue</b>	<b>0</b>	<b>0</b>	<b>0</b>	<b>0</b>	<b>0</b>	<b>0</b>
<b>TOTAL LIBRARY TRUST FUND FINANCING</b>	<b>0</b>	<b>0</b>	<b>0</b>	<b>0</b>	<b>0</b>	<b>0</b>
<b>Gallows Restoration</b>						
<b>REVENUE FROM USE OF MONEY &amp; PROPERTY</b>						
8030000 4201 Interest	0	0	0	0	0	0
<b>Total Rev from Use of Money &amp; Property</b>	<b>0</b>	<b>0</b>	<b>0</b>	<b>0</b>	<b>0</b>	<b>0</b>
<b>STATE AID</b>						
8030000	0	0	0	0	0	0
<b>Total State Aid</b>	<b>0</b>	<b>0</b>	<b>0</b>	<b>0</b>	<b>0</b>	<b>0</b>
<b>TOTAL INTERGOVERNMENT REVENUES</b>	<b>0</b>	<b>0</b>	<b>0</b>	<b>0</b>	<b>0</b>	<b>0</b>
<b>OTHER REVENUE</b>						
8030000 4701 Other Misc Revenue	0	0	0	0	0	0
<b>Total Other Revenue</b>	<b>0</b>	<b>0</b>	<b>0</b>	<b>0</b>	<b>0</b>	<b>0</b>
<b>TOTAL GALLOWS RESTORATION FUND FINANCING</b>	<b>0</b>	<b>0</b>	<b>0</b>	<b>0</b>	<b>0</b>	<b>0</b>
<b>DNA Trust</b>						
<b>REVENUE FROM USE OF MONEY &amp; PROPERTY</b>						
8181001 4201 Interest	0	0	0	0	0	0
<b>Total Rev from Use of Money &amp; Property</b>	<b>0</b>	<b>0</b>	<b>0</b>	<b>0</b>	<b>0</b>	<b>0</b>
<b>FINES &amp; FORFEITURES</b>						
8181001 4151	2,182	2,154	1,482	2,000	2,000	0
<b>Total Fines and Forfeitures</b>	<b>2,182</b>	<b>2,154</b>	<b>1,482</b>	<b>2,000</b>	<b>2,000</b>	<b>0</b>
<b>TOTAL INTERGOVERNMENT REVENUES</b>	<b>2,182</b>	<b>2,154</b>	<b>1,482</b>	<b>2,000</b>	<b>2,000</b>	<b>0</b>
<b>OTHER REVENUE</b>						
8181001 4701 Other Misc Revenue	0	0	0	0	0	0
<b>Total Other Revenue</b>	<b>0</b>	<b>0</b>	<b>0</b>	<b>0</b>	<b>0</b>	<b>0</b>
<b>TOTAL DNA TRUST FUND FINANCING</b>	<b>2,182</b>	<b>2,154</b>	<b>1,482</b>	<b>2,000</b>	<b>2,000</b>	<b>0</b>

COUNTY OF SIERRA  
STATE OF CALIFORNIA  
FISCAL YEAR 2017-18  
DETAIL OF ADDITIONAL FINANCING SOURCES BY FUND AND ACCOUNT  
GOVERNMENTAL FUNDS

DESCRIPTION		2014-15	2015-16	2016-17	2016-17	2017-18	2017-18
(1)	(2)	ACTUAL	ACTUAL	as of 6/01/17	ADOPTED	RECOMMENDED	ADOPTED
		(3)	(4)	(5)	(6)	(7)	(8)
<b>Security Measures</b>		H&S Code 103525					
<b>REVENUE FROM USE OF MONEY &amp; PROPERTY</b>							
8211001	4201 Interest	0	0	0	0	0	0
<b>Total Rev from Use of Money &amp; Property</b>		<b>0</b>	<b>0</b>	<b>0</b>	<b>0</b>	<b>0</b>	<b>0</b>
<b>CHARGES FOR SERVICES</b>							
8211001	4543	162	65	56	79	79	
<b>Total Charges for Services</b>		<b>162</b>	<b>65</b>	<b>56</b>	<b>79</b>	<b>79</b>	<b>0</b>
<b>OTHER REVENUE</b>							
8211001	4701 Other Misc Revenue	0	0	0	0	0	0
<b>Total Other Revenue</b>		<b>0</b>	<b>0</b>	<b>0</b>	<b>0</b>	<b>0</b>	<b>0</b>
<b>TOTAL SECURITY MEASURES FUND FINANCING</b>		<b>162</b>	<b>65</b>	<b>56</b>	<b>79</b>	<b>79</b>	<b>0</b>
<b>Micrographics</b>		Gov. Code 27361.4, Res. 1992-361					
<b>REVENUE FROM USE OF MONEY &amp; PROPERTY</b>							
8211003	4201 Interest	0	0	0	0	0	0
<b>Total Rev from Use of Money &amp; Property</b>		<b>0</b>	<b>0</b>	<b>0</b>	<b>0</b>	<b>0</b>	<b>0</b>
<b>CHARGES FOR SERVICES</b>							
8211003	4543	4,945	5,115	4,449	5,023	5,023	
<b>Total Charges for Services</b>		<b>4,945</b>	<b>5,115</b>	<b>4,449</b>	<b>5,023</b>	<b>5,023</b>	<b>0</b>
<b>OTHER REVENUE</b>							
8211003	4701 Other Misc Revenue	0	0	0	0	0	0
<b>Total Other Revenue</b>		<b>0</b>	<b>0</b>	<b>0</b>	<b>0</b>	<b>0</b>	<b>0</b>
<b>TOTAL MICROGRAPHICS FUND FINANCING</b>		<b>4,945</b>	<b>5,115</b>	<b>4,449</b>	<b>5,023</b>	<b>5,023</b>	<b>0</b>

COUNTY OF SIERRA  
STATE OF CALIFORNIA  
FISCAL YEAR 2017-18  
DETAIL OF ADDITIONAL FINANCING SOURCES BY FUND AND ACCOUNT  
GOVERNMENTAL FUNDS

DESCRIPTION (1)	(2)	2014-15 ACTUAL (3)	2015-16 ACTUAL (4)	2016-17 as of 6/01/17 (5)	2016-17 ADOPTED (6)	2017-18 RECOMMENDED (7)	2017-18 ADOPTED (8)
<b>Peace Officers Training</b>		H&S Code 103680					
<b>REVENUE FROM USE OF MONEY &amp; PROPERTY</b>							
8211004 4201 Interest		0	0	0			
<b>Total Rev from Use of Money &amp; Property</b>		<b>0</b>	<b>0</b>	<b>0</b>	<b>0</b>	<b>0</b>	<b>0</b>
<b>CHARGES FOR SERVICES</b>							
8211004 4701		23	26	22	0	0	0
<b>Total Charges for Services</b>		<b>23</b>	<b>26</b>	<b>22</b>	<b>0</b>	<b>0</b>	<b>0</b>
<b>OTHER REVENUE</b>							
8211004 4707 Other Misc Revenue		0	0	0		0	
<b>Total Other Revenue</b>		<b>0</b>	<b>0</b>	<b>0</b>	<b>0</b>	<b>0</b>	<b>0</b>
<b>TOTAL PEACE OFFICERS TRAINING FUND FINANCING</b>		<b>23</b>	<b>26</b>	<b>22</b>	<b>0</b>	<b>0</b>	<b>0</b>
<b>Recorder's Modernization Trust</b>		Gov. Code 27361, 27361.3 Res. 1992-362					
<b>REVENUE FROM USE OF MONEY &amp; PROPERTY</b>							
8211005 4201 Interest		0	0	0	0	0	0
<b>Total Rev from Use of Money &amp; Property</b>		<b>0</b>	<b>0</b>	<b>0</b>	<b>0</b>	<b>0</b>	<b>0</b>
<b>CHARGES FOR SERVICES</b>							
8211005 4543		8,030	7,859	11,423	10,354	10,354	
<b>Total Charges for Services</b>		<b>8,030</b>	<b>7,859</b>	<b>11,423</b>	<b>10,354</b>	<b>10,354</b>	<b>0</b>
<b>OTHER REVENUE</b>							
8211005 4701 Other Misc Revenue		0	0	0	0	0	0
<b>Total Other Revenue</b>		<b>0</b>	<b>0</b>	<b>0</b>	<b>0</b>	<b>0</b>	<b>0</b>
<b>TOTAL RECORDER'S MODERNIZATION FUND FINANCING</b>		<b>8,030</b>	<b>7,859</b>	<b>11,423</b>	<b>10,354</b>	<b>10,354</b>	<b>0</b>

COUNTY OF SIERRA  
STATE OF CALIFORNIA  
FISCAL YEAR 2017-18  
DETAIL OF ADDITIONAL FINANCING SOURCES BY FUND AND ACCOUNT  
GOVERNMENTAL FUNDS

DESCRIPTION (1)	(2)	2014-15 ACTUAL (3)	2015-16 ACTUAL (4)	2016-17 as of 6/01/17 (5)	2016-17 ADOPTED (6)	2017-18 RECOMMENDED (7)	2017-18 ADOPTED (8)
<b>Vital Statistics</b>							
<b>REVENUE FROM USE OF MONEY &amp; PROPERTY</b>							
8211006 4201 Interest		0	0	0	0	0	0
<b>Total Rev from Use of Money &amp; Property</b>		<b>0</b>	<b>0</b>	<b>0</b>	<b>0</b>	<b>0</b>	<b>0</b>
<b>CHARGES FOR SERVICES</b>							
8211006 4543		339	409	352	481	481	
<b>Total Charges for Services</b>		<b>339</b>	<b>409</b>	<b>352</b>	<b>481</b>	<b>481</b>	<b>0</b>
<b>OTHER REVENUE</b>							
8211006 4701 Other Misc Revenue		0	0	0	0	0	0
<b>Total Other Revenue</b>		<b>0</b>	<b>0</b>	<b>0</b>	<b>0</b>	<b>0</b>	<b>0</b>
<b>TOTAL VITAL STATISTICS FUND FINANCING</b>		<b>339</b>	<b>409</b>	<b>352</b>	<b>481</b>	<b>481</b>	<b>0</b>
<b>Laboratory Fees</b>							
<b>REVENUE FROM USE OF MONEY &amp; PROPERTY</b>							
8267650 4201 Interest		0	0	0	0	0	0
<b>Total Rev from Use of Money &amp; Property</b>		<b>0</b>	<b>0</b>	<b>0</b>	<b>0</b>	<b>0</b>	<b>0</b>
<b>FINES AND FORFEITURES</b>							
8267650 4151		713	802	562	1,093	1,093	
<b>Total Fines and Forfeitures</b>		<b>713</b>	<b>802</b>	<b>562</b>	<b>1,093</b>	<b>1,093</b>	<b>0</b>
<b>OTHER REVENUE</b>							
8267650 4701 Other Misc Revenue		0	0	0	0	0	0
<b>Total Other Revenue</b>		<b>0</b>	<b>0</b>	<b>0</b>	<b>0</b>	<b>0</b>	<b>0</b>
<b>TOTAL LABORATORY FEES FUND FINANCING</b>		<b>713</b>	<b>802</b>	<b>562</b>	<b>1,093</b>	<b>1,093</b>	<b>0</b>
<b>Alcohol Programs Law Enfocment</b>							
PC 853.7 (a), Res. 1987-033							
Gov. Code 76000, PC11112.1, Res. 1987-033							
<b>REVENUE FROM USE OF MONEY &amp; PROPERTY</b>							
8277680 4201 Interest		0	0	0	11	11	
8277700 4201 Interest		0	0	0	12	12	
<b>Total Rev from Use of Money &amp; Property</b>		<b>0</b>	<b>0</b>	<b>0</b>	<b>23</b>	<b>23</b>	<b>0</b>
<b>FINES AND FORFEITURES</b>							
8277680 4151 Fines		630	632	531	232	232	
8277700 4151 Fines		0	0	0	15	15	
<b>Total Fines and Forfeitures</b>		<b>630</b>	<b>632</b>	<b>531</b>	<b>247</b>	<b>247</b>	<b>0</b>
<b>OTHER REVENUE</b>							
8277680 4701 Other Misc Revenue		0	0	0	0	0	0
8277700 4701 Other Misc Revenue		0	0	0	0	0	0
<b>Total Other Revenue</b>		<b>0</b>	<b>0</b>	<b>0</b>	<b>0</b>	<b>0</b>	<b>0</b>
<b>TOTAL AUTOMATED WARRANT FUND FINANCING</b>		<b>630</b>	<b>632</b>	<b>531</b>	<b>270</b>	<b>270</b>	<b>0</b>

COUNTY OF SIERRA  
 STATE OF CALIFORNIA

FISCAL YEAR 2017-18  
 DETAIL OF ADDITIONAL FINANCING SOURCES BY FUND AND ACCOUNT  
 GOVERNMENTAL FUNDS

DESCRIPTION		2014-15	2015-16	2016-17	2016-17	2017-18	2017-18
(1)	(2)	ACTUAL	ACTUAL	as of 6/01/17	ADOPTED	RECOMMENDED	ADOPTED
		(3)	(4)	(5)	(6)	(7)	(8)
<b>Alcoholo Programs Education &amp; Treatment</b>							
				PC 1463.25, H&S 11802, Res. 1992-358			
				PC 1463.16, Res. 1992-357			
<b>REVENUE FROM USE OF MONEY &amp; PROPERTY</b>							
8277690	4201 Interest	0	0	0		0	
8277670	4201 Interest	0	0	0	10	10	
<b>Total Rev from Use of Money &amp; Property</b>		<b>0</b>	<b>0</b>	<b>0</b>	<b>10</b>	<b>10</b>	<b>0</b>
<b>FINES AND FORFEITURES</b>							
8277690	4151	662	489	339	612	612	
8277670	4151 Fines	550	487	340	635	635	
<b>Total Fines and Forfeitures</b>		<b>1,212</b>	<b>976</b>	<b>679</b>	<b>1,247</b>	<b>1,247</b>	<b>0</b>
<b>OTHER REVENUE</b>							
8277690	4701 Other Misc Revenue	0	0	0	0	0	0
<b>Total Other Revenue</b>		<b>0</b>	<b>0</b>	<b>0</b>	<b>0</b>	<b>0</b>	<b>0</b>
<b>TOTAL AUTOMATED FINGERPRINTING ID FUND FINANCING</b>		<b>1,212</b>	<b>976</b>	<b>679</b>	<b>1,257</b>	<b>1,257</b>	<b>0</b>
<b>COPS</b>							
<b>STATE AID</b>							
8300000	4366	113,542	100,115	155,814	110,000	110,000	
8307840	4366	100,000	99,237	95,786	100,000	100,000	
8307850	4366	0	0	1,648			
8491002	4366	9,389	10,128	8,370	4,400	4,400	
8641001	4366	967	878	862	700	700	
<b>Total State Aid</b>		<b>223,898</b>	<b>210,359</b>	<b>262,481</b>	<b>215,100</b>	<b>215,100</b>	<b>0</b>
<b>OTHER REVENUE</b>							
8300000	4701 Other Misc Revenue	0	0	0	0	0	0
<b>Total Other Revenue</b>		<b>0</b>	<b>0</b>	<b>0</b>	<b>0</b>	<b>0</b>	<b>0</b>
<b>TOTAL COPS COUNTY FUND FINANCING</b>		<b>223,898</b>	<b>210,359</b>	<b>262,481</b>	<b>215,100</b>	<b>215,100</b>	<b>0</b>



COUNTY OF SIERRA  
STATE OF CALIFORNIA  
FISCAL YEAR 2017-18  
DETAIL OF ADDITIONAL FINANCING SOURCES BY FUND AND ACCOUNT  
GOVERNMENTAL FUNDS

DESCRIPTION (1)	(2)	2014-15 ACTUAL (3)	2015-16 ACTUAL (4)	2016-17 as of 6/01/17 (5)	2016-17 ADOPTED (6)	2017-18 RECOMMENDED (7)	2017-18 ADOPTED (8)
<b>Rural Crime Prevention</b>							
<b>REVENUE FROM USE OF MONEY &amp; PROPERTY</b>							
8340000 4201 Interest		0	0	0		0	
<b>Total Rev from Use of Money &amp; Property</b>		<b>0</b>	<b>0</b>	<b>0</b>	<b>0</b>	<b>0</b>	<b>0</b>
<b>STATE AID</b>							
8340000 4367		500,000	500,000	478,929	500,000	500,000	
<b>Total State Aid</b>		<b>500,000</b>	<b>500,000</b>	<b>478,929</b>	<b>500,000</b>	<b>500,000</b>	<b>0</b>
<b>OTHER REVENUE</b>							
8340000 4701 Other Misc Revenue		0	0	0	0	0	0
<b>Total Other Revenue</b>		<b>0</b>	<b>0</b>	<b>0</b>	<b>0</b>	<b>0</b>	<b>0</b>
<b>TOTAL RURAL CRIME PREVENTION FUND FINANCING</b>		<b>500,000</b>	<b>500,000</b>	<b>478,929</b>	<b>500,000</b>	<b>500,000</b>	<b>0</b>
<b>Local Community Corrections</b>							
<b>REVENUE FROM USE OF MONEY &amp; PROPERTY</b>							
8130000 4201 Interest		2,004	2,573	3,420		0	
<b>Total Rev from Use of Money &amp; Property</b>		<b>2,004</b>	<b>2,573</b>	<b>3,420</b>	<b>0</b>	<b>0</b>	<b>0</b>
<b>STATE AID</b>							
8130000 4374 Community Corrections Preformance		542,085	524,332	324,745	216,365	200,000	
8134100 4374 Youth Offender Grant		132,029	111,524	91,218	117,000	117,000	
8131000 4374 Community Corrections Sub Acct		189,243	284,202	145,025		274,821	
8131010 4374 Community Corrections Startup		100,000	0	0		0	
8132000 4374 Trail Court Security		29,951	26,726	20,785		24,300	
8133000 4374 D.A. & P.D. Training		5,000	3,139	3,554		38,000	
<b>Total State Aid</b>		<b>998,307</b>	<b>949,924</b>	<b>585,326</b>	<b>333,365</b>	<b>654,121</b>	<b>0</b>
<b>TOTAL LOCAL COMM. CORRECTIONS FUND FINANCING</b>		<b>1,000,311</b>	<b>952,497</b>	<b>588,746</b>	<b>333,365</b>	<b>654,121</b>	<b>0</b>

COUNTY OF SIERRA  
STATE OF CALIFORNIA  
FISCAL YEAR 2017-18  
DETAIL OF ADDITIONAL FINANCING SOURCES BY FUND AND ACCOUNT  
GOVERNMENTAL FUNDS

DESCRIPTION (1)	(2)	2014-15 ACTUAL (3)	2015-16 ACTUAL (4)	2016-17 as of 6/01/17 (5)	2016-17 ADOPTED (6)	2017-18 RECOMMENDED (7)	2017-18 ADOPTED (8)
<b>Domestic Violence</b>							
<b>REVENUE FROM USE OF MONEY &amp; PROPERTY</b>							
8491001	4201 Interest	0	0	0		0	
<b>Total Rev from Use of Money &amp; Property</b>		<b>0</b>	<b>0</b>	<b>0</b>	<b>0</b>	<b>0</b>	<b>0</b>
<b>STATE AID</b>							
8491001	4366	0	0	0		500	
<b>Total State Aid</b>		<b>0</b>	<b>0</b>	<b>0</b>	<b>0</b>	<b>500</b>	<b>0</b>
<b>OTHER REVENUE</b>							
8491001	4701 Other Misc Revenue	414	299	322	0	0	0
<b>Total Other Revenue</b>		<b>414</b>	<b>299</b>	<b>322</b>	<b>0</b>	<b>0</b>	<b>0</b>
<b>TOTAL DOMESTIC VIOLENCE FUND FINANCING</b>		<b>414</b>	<b>299</b>	<b>322</b>	<b>0</b>	<b>500</b>	<b>0</b>
<b>Juvenile Justice</b>							
<b>REVENUE FROM USE OF MONEY &amp; PROPERTY</b>							
8491002	4201 Interest	0	0	0		0	
<b>Total Rev from Use of Money &amp; Property</b>		<b>0</b>	<b>0</b>	<b>0</b>	<b>0</b>	<b>0</b>	<b>0</b>
<b>STATE AID</b>							
8491002	4366	9,389	10,128	8,370		6,000	
<b>Total State Aid</b>		<b>9,389</b>	<b>10,128</b>	<b>8,370</b>	<b>0</b>	<b>6,000</b>	<b>0</b>
<b>OTHER REVENUE</b>							
8491002	4701 Other Misc Revenue	0	0	0	0	0	0
<b>Total Other Revenue</b>		<b>0</b>	<b>0</b>	<b>0</b>	<b>0</b>	<b>0</b>	<b>0</b>
<b>TOTAL DOMESTIC VIOLENCE FUND FINANCING</b>		<b>9,389</b>	<b>10,128</b>	<b>8,370</b>	<b>0</b>	<b>6,000</b>	<b>0</b>

COUNTY OF SIERRA  
STATE OF CALIFORNIA  
FISCAL YEAR 2017-18  
DETAIL OF ADDITIONAL FINANCING SOURCES BY FUND AND ACCOUNT  
GOVERNMENTAL FUNDS

DESCRIPTION (1)	(2)	2014-15 ACTUAL (3)	2015-16 ACTUAL (4)	2016-17 as of 6/01/17 (5)	2016-17 ADOPTED (6)	2017-18 RECOMMENDED (7)	2017-18 ADOPTED (8)
<b>Fire Safe</b>							
<b>REVENUE FROM USE OF MONEY &amp; PROPERTY</b>							
8509811 4201 Interest		0	0	0		0	
<b>Total Rev from Use of Money &amp; Property</b>		<b>0</b>	<b>0</b>	<b>0</b>	<b>0</b>	<b>0</b>	<b>0</b>
<b>FEDERAL AID</b>							
8509811 4278 Rural Schools		29,164	29,792	0		30,000	
<b>Total Federal Aid</b>		<b>29,164</b>	<b>29,792</b>	<b>0</b>	<b>0</b>	<b>30,000</b>	<b>0</b>
<b>OTHER REVENUE</b>							
8509811 4701 Other Misc Revenue		0	0	0		0	
<b>Total Other Revenue</b>		<b>0</b>	<b>0</b>	<b>0</b>	<b>0</b>	<b>0</b>	<b>0</b>
<b>TOTAL Fire Safe FUND FINANCING</b>		<b>29,164</b>	<b>29,792</b>	<b>0</b>	<b>0</b>	<b>30,000</b>	<b>0</b>
<b>Office of Emergency Services</b>							
<b>REVENUE FROM USE OF MONEY &amp; PROPERTY</b>							
8510000 4201 Interest		1,016	1,157	1,345			
<b>Total Rev from Use of Money &amp; Property</b>		<b>1,016</b>	<b>1,157</b>	<b>1,345</b>	<b>0</b>	<b>0</b>	<b>0</b>
<b>FEDERAL AID</b>							
8510000 4286 FEDERAL AID GRANTS		101,336	75,898	100,870	313,063	89,883	
<b>Total State Aid</b>		<b>101,336</b>	<b>75,898</b>	<b>100,870</b>	<b>313,063</b>	<b>89,883</b>	<b>0</b>
<b>OTHER REVENUE</b>							
8510000 4701 Other Misc Revenue		0	0	0	0	0	0
<b>Total Other Revenue</b>		<b>0</b>	<b>0</b>	<b>0</b>	<b>0</b>	<b>0</b>	<b>0</b>
<b>TOTAL OFFICE OF EMERGENCY SERVICES FUND FINANCING</b>		<b>102,352</b>	<b>77,055</b>	<b>102,215</b>	<b>313,063</b>	<b>89,883</b>	<b>0</b>

COUNTY OF SIERRA  
STATE OF CALIFORNIA  
FISCAL YEAR 2017-18  
DETAIL OF ADDITIONAL FINANCING SOURCES BY FUND AND ACCOUNT  
GOVERNMENTAL FUNDS

DESCRIPTION		2014-15	2015-16	2016-17	2016-17	2017-18	2017-18
(1)	(2)	ACTUAL	ACTUAL	as of 6/01/17	ADOPTED	RECOMMENDED	ADOPTED
		(3)	(4)	(5)	(6)	(7)	(8)
<b>SEARCH &amp; RESCUE</b>							
<b>REVENUE FROM USE OF MONEY &amp; PROPERTY</b>							
8520000	4201 Interest	0	0	0			
<b>Total Rev from Use of Money &amp; Property</b>		<b>0</b>	<b>0</b>	<b>0</b>	<b>0</b>	<b>0</b>	<b>0</b>
<b>State Aid</b>							
8520000	4814	20	100	989		0	
<b>Total State Aid</b>		<b>20</b>	<b>100</b>	<b>989</b>	<b>0</b>	<b>0</b>	<b>0</b>
<b>OTHER REVENUE</b>							
8520000	4401 Other Misc Revenue	0	0	0		0	
<b>Total Other Revenue</b>		<b>0</b>	<b>0</b>	<b>0</b>	<b>0</b>	<b>0</b>	<b>0</b>
<b>TOTAL SURCH &amp; RESCUE FUND FINANCING</b>		<b>20</b>	<b>100</b>	<b>989</b>	<b>0</b>	<b>0</b>	<b>0</b>
<b>Transportation Planning</b>							
<b>REVENUE FROM USE OF MONEY &amp; PROPERTY</b>							
8530000	4201 Interest	0	0	0		0	
<b>Total Rev from Use of Money &amp; Property</b>		<b>0</b>	<b>0</b>	<b>0</b>	<b>0</b>	<b>0</b>	<b>0</b>
<b>STATE AID</b>							
8530000	4355	149,426	123,700	51,720	112,000	162,500	
<b>Total State Aid</b>		<b>149,426</b>	<b>123,700</b>	<b>51,720</b>	<b>112,000</b>	<b>162,500</b>	<b>0</b>
<b>OTHER REVENUE</b>							
8530000	4701 Other Misc Revenue	0	0	117	0	0	0
8530000	4711 Transfers	1,692	7,027	0			
<b>Total Other Revenue</b>		<b>1,692</b>	<b>7,027</b>	<b>117</b>	<b>0</b>	<b>0</b>	<b>0</b>
<b>TOTAL TRANSPORTATION PLANNING FUND FINANCING</b>		<b>151,118</b>	<b>130,727</b>	<b>51,838</b>	<b>112,000</b>	<b>162,500</b>	<b>0</b>
Memo: Transfers In						8,000	0

COUNTY OF SIERRA  
STATE OF CALIFORNIA  
FISCAL YEAR 2017-18  
DETAIL OF ADDITIONAL FINANCING SOURCES BY FUND AND ACCOUNT  
GOVERNMENTAL FUNDS

DESCRIPTION (1)	(2)	2014-15 ACTUAL (3)	2015-16 ACTUAL (4)	2016-17 as of 6/01/17 (5)	2016-17 ADOPTED (6)	2017-18 RECOMMENDED (7)	2017-18 ADOPTED (8)
<b>State Transit</b>							
<b>REVENUE FROM USE OF MONEY &amp; PROPERTY</b>							
8540000 4201 Interest		149	226	312	5	100	
<b>Total Rev from Use of Money &amp; Property</b>		<b>149</b>	<b>226</b>	<b>312</b>	<b>5</b>	<b>100</b>	<b>0</b>
<b>STATE AID</b>							
8540000 4355 Misc		0	0	0	16,359	13,000	
8540000 4378		0	0	0			
<b>Total State Aid</b>		<b>0</b>	<b>0</b>	<b>0</b>	<b>16,359</b>	<b>13,000</b>	<b>0</b>
<b>OTHER REVENUE</b>							
8540000 4701 Other Misc Revenue		15,465	6,020	13,803	0	0	0
<b>Total Other Revenue</b>		<b>15,465</b>	<b>6,020</b>	<b>13,803</b>	<b>0</b>	<b>0</b>	<b>0</b>
<b>TOTAL STATE TRANSIT FUND FINANCING</b>		<b>15,614</b>	<b>6,246</b>	<b>14,115</b>	<b>16,364</b>	<b>13,100</b>	<b>0</b>
	Memo: Transfers In					0	
<b>Local Transportation</b>							
<b>REVENUE FROM USE OF MONEY &amp; PROPERTY</b>							
8550000 4201 Interest		171	176	21	50	50	
<b>Total Rev from Use of Money &amp; Property</b>		<b>171</b>	<b>176</b>	<b>21</b>	<b>50</b>	<b>50</b>	<b>0</b>
<b>STATE AID</b>							
8550000 4008		53,757	40,493	53,276	38,050	45,000	
8550000 4355		0	0	0			
<b>Total State Aid</b>		<b>53,757</b>	<b>40,493</b>	<b>53,276</b>	<b>38,050</b>	<b>45,000</b>	<b>0</b>
<b>OTHER REVENUE</b>							
8550000 4701 Other Misc Revenue		21,538	0	0	0	0	0
<b>Total Other Revenue</b>		<b>21,538</b>	<b>0</b>	<b>0</b>	<b>0</b>	<b>0</b>	<b>0</b>
<b>TOTAL LOCAL TRANSPORTATION FUND FINANCING</b>		<b>75,466</b>	<b>40,669</b>	<b>53,298</b>	<b>38,100</b>	<b>45,050</b>	<b>0</b>
	Memo: Transfers In				0	0	0

COUNTY OF SIERRA  
STATE OF CALIFORNIA  
FISCAL YEAR 2017-18  
DETAIL OF ADDITIONAL FINANCING SOURCES BY FUND AND ACCOUNT  
GOVERNMENTAL FUNDS

DESCRIPTION	2014-15 ACTUAL	2015-16 ACTUAL	2016-17 as of 6/01/17	2016-17 ADOPTED	2017-18 RECOMMENDED	2017-18 ADOPTED
(1)	(2)	(3)	(4)	(5)	(6)	(7)

**Standards and Training for Corrections**

**REVENUE FROM USE OF MONEY & PROPERTY**

8628750 4201 Interest	0	0	0			
<b>Total Rev from Use of Money &amp; Property</b>	<b>0</b>	<b>0</b>	<b>0</b>	<b>0</b>	<b>0</b>	<b>0</b>

**STATE AID**

8628750 4355 Other State Aid	0	0	0	5,000	5,000	
8628750 4346 Standerds and Training	5,037	0	0			
<b>Total State Aid</b>	<b>5,037</b>	<b>0</b>	<b>0</b>	<b>5,000</b>	<b>5,000</b>	<b>0</b>

**OTHER REVENUE**

8628750 4701 Other Misc Revenue	0	0	0	0	0	0
8628750 4711 Transfers in	0	0	0			
<b>Total Other Revenue</b>	<b>0</b>	<b>0</b>	<b>0</b>	<b>0</b>	<b>0</b>	<b>0</b>

<b>TOTAL STANDARDS &amp; TRAINING FOR CORRECTIC FINANCING</b>	<b>5,037</b>	<b>0</b>	<b>0</b>	<b>5,000</b>	<b>5,000</b>	<b>0</b>
---	--------------	----------	----------	--------------	--------------	----------

**Standards and Training for Probation**

**REVENUE FROM USE OF MONEY & PROPERTY**

8628760 4201 Interest	0	0	0			
<b>Total Rev from Use of Money &amp; Property</b>	<b>0</b>	<b>0</b>	<b>0</b>	<b>0</b>	<b>0</b>	<b>0</b>

**STATE AID**

8628760 4346	5,720	5,720	2,805	5,000	5,000	
<b>Total State Aid</b>	<b>5,720</b>	<b>5,720</b>	<b>2,805</b>	<b>5,000</b>	<b>5,000</b>	<b>0</b>

**OTHER REVENUE**

8628760 4701 Other Misc Revenue	0	0	0	0	0	0
<b>Total Other Revenue</b>	<b>0</b>	<b>0</b>	<b>0</b>	<b>0</b>	<b>0</b>	<b>0</b>

<b>TOTAL STANDARDS &amp; TRAINING FOR PROBATION FINANCING</b>	<b>5,720</b>	<b>5,720</b>	<b>2,805</b>	<b>5,000</b>	<b>5,000</b>	<b>0</b>
---	--------------	--------------	--------------	--------------	--------------	----------

COUNTY OF SIERRA  
STATE OF CALIFORNIA  
FISCAL YEAR 2017-18  
DETAIL OF ADDITIONAL FINANCING SOURCES BY FUND AND ACCOUNT  
GOVERNMENTAL FUNDS

DESCRIPTION		2014-15	2015-16	2016-17	2016-17	2017-18	2017-18
(1)	(2)	ACTUAL	ACTUAL	as of 6/01/17	ADOPTED	RECOMMENDED	ADOPTED
		(3)	(4)	(5)	(6)	(7)	(8)
<b>Criminal Justice Facilities</b>		Gov. Code 76101, Res. 1982-1, Res. 1991-343					
<b>REVENUE FROM USE OF MONEY &amp; PROPERTY</b>							
8633010	4201 Interest	0	0	0			
<b>Total Rev from Use of Money &amp; Property</b>		<b>0</b>	<b>0</b>	<b>0</b>	<b>0</b>	<b>0</b>	<b>0</b>
<b>FINES &amp; FORFEITURES</b>							
8633010	4151	25,400	0	0	20,000	30,000	
<b>Total Fines &amp; Forfeitures</b>		<b>25,400</b>	<b>0</b>	<b>0</b>	<b>20,000</b>	<b>30,000</b>	<b>0</b>
<b>OTHER REVENUE</b>							
8633010	4701 Other Misc Revenue	0	0	0	0	0	0
<b>Total Other Revenue</b>		<b>0</b>	<b>0</b>	<b>0</b>	<b>0</b>	<b>0</b>	<b>0</b>
<b>TOTAL CRIMINAL JUSTICE FACILITIES FUND FINANCING</b>		<b>25,400</b>	<b>0</b>	<b>0</b>	<b>20,000</b>	<b>30,000</b>	<b>0</b>

COUNTY OF SIERRA  
STATE OF CALIFORNIA  
FISCAL YEAR 2017-18  
DETAIL OF ADDITIONAL FINANCING SOURCES BY FUND AND ACCOUNT  
GOVERNMENTAL FUNDS

DESCRIPTION (1)	(2)	2014-15 ACTUAL (3)	2015-16 ACTUAL (4)	2016-17 as of 6/01/17 (5)	2016-17 ADOPTED (6)	2017-18 RECOMMENDED (7)	2017-18 ADOPTED (8)
<b>Tax Collection Cost</b>		R&T Code 4710, Res. 1992-363					
<b>REVENUE FROM USE OF MONEY &amp; PROPERTY</b>							
8673001 4201 Interest		0	0	0			
<b>Total Rev from Use of Money &amp; Property</b>		<b>0</b>	<b>0</b>	<b>0</b>	<b>0</b>	<b>0</b>	<b>0</b>
<b>PROPERTY TAXES</b>							
8673001 4072		0	0	0	1,000	1,500	
8673001 4073		0	0	0		500	
<b>Total Property Tax</b>		<b>0</b>	<b>0</b>	<b>0</b>	<b>1,000</b>	<b>2,000</b>	<b>0</b>
<b>OTHER REVENUE</b>							
8673001 4701 Other Misc Revenue		0	0	0	0	0	0
<b>Total Other Revenue</b>		<b>0</b>	<b>0</b>	<b>0</b>	<b>0</b>	<b>0</b>	<b>0</b>
<b>TOTAL TAX COLLECTION COST FUND FINANCING</b>		<b>0</b>	<b>0</b>	<b>0</b>	<b>1,000</b>	<b>2,000</b>	<b>0</b>
<b>Supplemental Roll Administration</b>		R&T Code 75.60, Res. 1987-035					
<b>REVENUE FROM USE OF MONEY &amp; PROPERTY</b>							
8698850 4201 Interest		0	0	0			
8698860 4201 Interest		0	0	0			
8698870 4201 Interest		0	0	0			
<b>Total Rev from Use of Money &amp; Property</b>		<b>0</b>	<b>0</b>	<b>0</b>	<b>0</b>	<b>0</b>	<b>0</b>
<b>PROPERTY TAXES</b>							
8698850 4504 Tax Roll Charge		383	722	903	217	500	
8698860 4504 Tax Roll Charge		1,195	2,251	2,818	2,500	1,900	
8698870 4504 Tax Roll Charge		187	352	441	200	200	
<b>Total PROPERTY TAXES</b>		<b>1,765</b>	<b>3,325</b>	<b>4,163</b>	<b>2,917</b>	<b>2,600</b>	<b>0</b>
<b>OTHER REVENUE</b>							
8698850 4701 Other Misc Revenue		0	0	0	0	0	0
8698860 4701 Other Misc Revenue		0	50	0	0	0	0
8698870 4701 Other Misc Revenue		0	0	0	0	0	0
<b>Total Other Revenue</b>		<b>0</b>	<b>50</b>	<b>0</b>	<b>0</b>	<b>0</b>	<b>0</b>
<b>TOTAL SUPPLEMENTAL ROLL FUND FINANCING</b>		<b>1,765</b>	<b>3,375</b>	<b>4,163</b>	<b>2,917</b>	<b>2,600</b>	<b>0</b>



COUNTY OF SIERRA  
STATE OF CALIFORNIA  
FISCAL YEAR 2017-18  
DETAIL OF ADDITIONAL FINANCING SOURCES BY FUND AND ACCOUNT  
GOVERNMENTAL FUNDS

DESCRIPTION	2014-15 ACTUAL	2015-16 ACTUAL	2016-17 as of 6/01/17	2016-17 ADOPTED	2017-18 RECOMMENDED	2017-18 ADOPTED
(1)	(2)	(3)	(4)	(5)	(6)	(7)
(8)						
<b>Assessor's Reproduction Costs Trust</b>						
			R&T Code 408.3 © & 409, Res. 1992-356			
<b>REVENUE FROM USE OF MONEY &amp; PROPERTY</b>						
8760000 4201 Interest	0	0	0			
<b>Total Rev from Use of Money &amp; Property</b>	<b>0</b>	<b>0</b>	<b>0</b>	<b>0</b>	<b>0</b>	<b>0</b>
<b>CHARGES FOR SERVICES</b>						
8760000 4523	0	0	0	0	0	0
<b>Total State Aid</b>	<b>0</b>	<b>0</b>	<b>0</b>	<b>0</b>	<b>0</b>	<b>0</b>
<b>OTHER REVENUE</b>						
8760000 4701 Other Misc Revenue	2,756	0	32	4,000	6,600	
8760000 4711	0	0	0			
<b>Total Other Revenue</b>	<b>2,756</b>	<b>0</b>	<b>32</b>	<b>4,000</b>	<b>6,600</b>	<b>0</b>
<b>TOTAL ASSESSOR'S REPROTECTION FUND FINANCING</b>	<b>2,756</b>	<b>0</b>	<b>32</b>	<b>4,000</b>	<b>6,600</b>	<b>0</b>
<b>GIS Reproduction Cost</b>						
			Res. 2005-016			
<b>REVENUE FROM USE OF MONEY &amp; PROPERTY</b>						
8770000 4201 Interest	0	0	0	0	0	0
<b>Total Rev from Use of Money &amp; Property</b>	<b>0</b>	<b>0</b>	<b>0</b>	<b>0</b>	<b>0</b>	<b>0</b>
<b>CHARGES FOR SERVICES</b>						
8770000 4566	0	0	0	0	0	0
<b>Total State Aid</b>	<b>0</b>	<b>0</b>	<b>0</b>	<b>0</b>	<b>0</b>	<b>0</b>
<b>OTHER REVENUE</b>						
8770000 4701 Other Misc Revenue	0	0	0		0	
<b>Total Other Revenue</b>	<b>0</b>	<b>0</b>	<b>0</b>	<b>0</b>	<b>0</b>	<b>0</b>
<b>TOTAL GIS REPRODUCTION FUND FINANCING</b>	<b>0</b>	<b>0</b>	<b>0</b>	<b>0</b>	<b>0</b>	<b>0</b>

COUNTY OF SIERRA  
STATE OF CALIFORNIA

FISCAL YEAR 2017-18

SUMMARY OF COUNTY FINANCING REQUIREMENTS BY FUNCTION & FUND

DESCRIPTION	2014-15 ACTUAL (2)	2015-16 ACTUAL (3)	2016-17 as of 6/01/17 (4)	2016-17 ADOPTED (5)	2017-18 RECOMMENDED (6)	2017-18 ADOPTED (7)
<b>SUMMARIZATION BY FUNCTION</b>						
General	2,351,073	2,623,740	2,474,486	2,802,587	2,909,474	0
Public Protection	4,687,817	5,015,793	5,247,210	6,597,155	6,423,489	0
Public Ways & Facilities	2,952,261	3,019,231	3,398,310	3,654,943	4,340,629	0
Health & Sanitation	3,354,896	2,900,682	3,018,516	4,194,550	4,560,086	0
Public Assistance	1,857,409	2,175,205	2,310,842	2,961,369	3,007,756	0
Education	40,910	43,674	46,729	45,825	45,753	0
Recreation	201,482	232,883	167,236	262,960	269,270	0
Transfers	4,782,611	5,232,916	2,393,557	6,126,112	7,033,473	0
Debt Service	554,878	568,178	291,439	580,845	589,398	0
Capital Projects	0	0	0	0	0	0
<b>Total Specific Financing Uses</b>	<b>20,783,336</b>	<b>21,812,302</b>	<b>19,348,326</b>	<b>27,226,345</b>	<b>29,179,326</b>	<b>0</b>
<b>APPROPRIATION FOR CONTINGENCIES</b>						
General Fund	100,000	100,000	100,000	100,000	101,497	100,000
Road Fund						
Solid Waste Fund	61	0	0	0	0	0
<b>Total Contingencies</b>	<b>100,061</b>	<b>100,000</b>	<b>100,000</b>	<b>100,000</b>	<b>101,497</b>	<b>100,000</b>
<b>Sub-total Financing Uses</b>	<b>20,883,397</b>	<b>21,912,302</b>	<b>19,448,326</b>	<b>27,326,345</b>	<b>29,280,823</b>	<b>100,000</b>
<b>PROVISIONS FOR RESERVES &amp; DESIGNATIONS:</b>						
Reserves:						
General Fund						
<b>Total Reserves</b>	<b>0</b>	<b>0</b>	<b>0</b>	<b>0</b>	<b>0</b>	<b>0</b>
Designations:						
General Fund -						
General Fund - Road						
General Fund - Litigation						
General Fund - EIR/Litigation						
General Fund - Court Audit						
General Fund - Health Insurance						
General Fund -Tobacco						
General Fund - Rest Stop						
General Fund - Encumbrances					0	0
Road Fund -						
Road Fund - Exchange Dollars					0	0
Road Fund -					0	0
Road Fund - Encumbrances					0	0
Social Services - Health Insurance					0	0
Social Services - Encumbrances					0	0
Social Services - Mental Health					0	0
<b>Total Designations</b>	<b>0</b>	<b>0</b>	<b>0</b>	<b>0</b>	<b>0</b>	<b>0</b>
<b>Total Reserves &amp; Designations</b>	<b>0</b>	<b>0</b>	<b>0</b>	<b>0</b>	<b>0</b>	<b>0</b>
<b>Total Financing Uses</b>	<b>20,883,397</b>	<b>21,912,302</b>	<b>19,448,326</b>	<b>27,326,345</b>	<b>29,280,823</b>	<b>100,000</b>

COUNTY OF SIERRA  
STATE OF CALIFORNIA

FISCAL YEAR 2017-18

SUMMARY OF USE BY BUDGET UNIT

DESCRIPTION	2014-15 ACTUAL	2015-16 ACTUAL	2016-17 as of 6/01/17	2016-17 ADOPTED	2017-18 RECOMMENDED	2017-18 ADOPTED
(1)	(2)	(3)	(4)	(5)	(6)	(7)

SUMMARIZATION BY FUND

General Fund 001	7,024,078	7,507,884	7,816,830	8,667,388	8,645,685	0
Parks & Recreation 708	201,482	232,883	167,236	262,960	269,270	0
Road Fund 031	2,715,720	2,850,144	3,302,497	3,428,591	4,033,251	0
Public Health	1,031,548	1,051,599	1,034,317	1,385,782	1,678,144	0
Behavioral Health	2,323,348	1,849,084	1,984,199	2,808,768	2,881,943	0
Social Services	1,796,731	2,090,349	2,157,255	2,748,539	2,921,476	0
Fish & Game Fund 071	813	2,072	1,436	6,658	6,204	0
Predator Control Fund 077	0	0	0	501	101	0
Tax type funds	10,488	11,789	11,240	49,122	50,359	0
Transportation Type Funds	197,611	124,047	72,948	170,377	170,377	0
Various minor funds	12,310	10,793	6,134	48,627	48,626	0
Safety Type Funds	131,702	280,565	109,238	942,075	851,020	0
Transfers	4,782,611	5,232,916	2,393,557	6,126,112	7,033,473	0
Debt Service	554,895	568,178	291,439	580,845	589,398	0
Capital Projects	0	0	0	0	0	0
<b>Total Financing Requirements</b>	<b>20,783,336</b>	<b>21,812,302</b>	<b>19,348,326</b>	<b>27,226,345</b>	<b>29,179,326</b>	<b>0</b>
	0	0	0	0	0	0

COUNTY OF SIERRA  
STATE OF CALIFORNIA

FISCAL YEAR 2017-18

COUNTY SPECIFIC FINANCING USES  
BY BUDGET UNIT BY FUNCTION AND ACTIVITY

BUDGET UNITS Grouped by Function & Activity	2014-15 ACTUAL (2)	2015-16 ACTUAL (3)	2016-17 as of 6/01/17 (4)	2016-17 ADOPTED (5)	2017-18 RECOMMENDED (6)	2017-18 ADOPTED (7)
<b>GENERAL GOVERNMENT</b>						
Legislative & Administrative						
001-5010 Board of Supervisors	326,039	322,558	318,084	337,521	364,695	0
001-5030 Annual Audit	17,916	19,446	19,334	20,000	20,000	0 *
<b>Total Leg &amp; Admin</b>	<b>343,955</b>	<b>342,004</b>	<b>337,418</b>	<b>357,521</b>	<b>384,695</b>	<b>0</b>
Finance						
001-5020 Assessor	463,487	463,619	454,240	503,466	528,950	0
001-5040 Auditor	333,347	342,434	340,996	342,847	372,521	0
001-5050 Treasurer-Tax Collector	242,904	258,412	311,588	319,008	289,382	0
001-5092 Misc Rebates & Refunds	5,706	147	953	1,854	1,606	0 *
867 Tax Collection Cost Trust	0	0	0	8,000	8,000	0
869 Supplemental Roll Admin.	0	10,847	1,000	17,127	17,063	0
876 Assessor's Reproduction Costs	10,488	942	10,240	23,995	25,296	0
<b>Total Finance</b>	<b>1,055,934</b>	<b>1,076,401</b>	<b>1,119,017</b>	<b>1,216,298</b>	<b>1,242,818</b>	<b>0</b>
Elections						
001-5200 Elections	21,239	48,584	26,247	36,849	38,893	0
<b>Total Elections</b>	<b>21,239</b>	<b>48,584</b>	<b>26,247</b>	<b>36,849</b>	<b>38,893</b>	<b>0</b>
Property Management						
001-5280 Plant Maintenance - Downieville	198,622	241,060	243,828	264,085	254,182	0
<b>Total Property Management</b>	<b>198,622</b>	<b>241,060</b>	<b>243,828</b>	<b>264,085</b>	<b>254,182</b>	<b>0</b>
Economic Development						
001-5160 Economic Development	44,827	45,397	25,204	44,224	44,730	0
<b>Total Promotions</b>	<b>44,827</b>	<b>45,397</b>	<b>25,204</b>	<b>44,224</b>	<b>44,730</b>	<b>0</b>
Other General						
001-5060 County Counsel	239,125	317,083	222,259	311,554	320,400	0
001-5100 Insurance	23,132	87,291	35,230	60,145	61,833	0 *
001-5150 Contributions to Others	76,331	41,930	39,240	58,825	60,580	0
001-5260 Central Services	62,411	55,739	31,719	62,600	62,600	0 *
001-5261 Information Services	265,964	347,537	379,579	371,350	418,050	0
001-5290 County Engineer	18,996	20,824	15,022	19,412	20,835	0
001-5940 AB8 Equalization	537	-108	-277	-277	-142	0
<b>Total Other General</b>	<b>686,496</b>	<b>870,294</b>	<b>722,772</b>	<b>883,609</b>	<b>944,156</b>	<b>0</b>
<b>TOTAL GENERAL GOVERNMENT</b>	<b>2,351,073</b>	<b>2,623,740</b>	<b>2,474,486</b>	<b>2,802,587</b>	<b>2,909,474</b>	<b>0</b>

\* These General Fund Departments are funded from non Board-controlled funds, have set contracts or are driven by cost. i.e. Phone, Electric, Gas bills.

COUNTY OF SIERRA  
STATE OF CALIFORNIA

FISCAL YEAR 2017-18

COUNTY SPECIFIC FINANCING USES  
BY BUDGET UNIT BY FUNCTION AND ACTIVITY

BUDGET UNITS Grouped by Function & Activity	2014-15 ACTUAL (2)	2015-16 ACTUAL (3)	2016-17 as of 6/01/17 (4)	2016-17 ADOPTED (5)	2017-18 RECOMMENDED (6)	2017-18 ADOPTED (7)
<b>PUBLIC PROTECTION</b>						
Judicial						
001-5360 Courts Enhanced Collections	90,531	93,640	90,073	99,416	98,961	0 *
001-5370 District Attorney	239,351	226,077	221,247	263,128	316,015	0
001-5380 Public Defender	79,243	98,062	81,335	98,279	104,856	0 *
001-5390 Law Library	187	-848	-263	-263	-6	0 *
001-5400 Grand Jury	13,266	8,783	7,530	17,434	17,650	0 *
001-5430 Clerk-Recorder	351,159	368,448	372,984	376,295	400,368	0
821-1001 Security Measures	0	0	0	0	0	0
821-1003 Micrographics Trust	2,926	2,338	2,405	14,496	14,496	0
821-1005 Recorder's Modernization	8,143	8,455	3,729	34,131	34,130	0
821-1006 VITAL STATISTICS	1,240	0	0	0	0	0
<b>Total Judicial</b>	<b>786,047</b>	<b>804,954</b>	<b>779,041</b>	<b>902,916</b>	<b>986,470</b>	<b>0</b>
Police Protection						
001-5450 Sheriff-Coroner	2,453,340	2,486,486	2,897,283	2,931,990	2,808,296	0
001-5460 Marine Patrol	16,068	6,174	39,711	77,788	57,088	0 *
001-5470 ADA Grant	63,018	28,494	32,652	129,925	0	0 *
001-5475 Cal-MMETT Grant	0	0	0	15,559	0	0 *
836-0000 1/2 Cent Sales Tax for Safety	0	0	0	0	0	0
821-1004 Peace Officers Training	0	0	0	0	0	0
826-7650 LABRITORY FEES - DRUG TESTING	937	324	466	2,000	2,000	0
827-7680 Automated Warrant System	0	0	0	0	0	0
827-7700 Automated Fingerprinting Identification Sys	0	0	0	0	0	0
830-0000 COPS Program County	0	34,000	0	44,036	34,000	0
830-7840 COPS Program City	0	20,000	0	20,000	20,000	0
8133000 D.A. & P.A. Realignment	0	0	0	0	0	0
8132000 Court Security Realignmer	0	1,416	3,574	3,000	3,000	0
834 Rural Law Enforcement	0	49,927	0	50,000	50,000	0
<b>Total Police Protection</b>	<b>2,533,363</b>	<b>2,626,820</b>	<b>2,973,687</b>	<b>3,274,297</b>	<b>2,974,384</b>	<b>0</b>
Detention & Correction						
001-5480 Jail	158,902	175,190	136,351	141,202	146,832	0
001-5490 Probation	451,342	491,922	531,234	562,271	650,116	0
813 Realignment Corrections	35,983	41,528	44,345	432,000	432,667	0
818 DNA	181	168	65	1,650	1,650	0
862 Standards and Training for Corrections	10,000	5,720	5,610	10,000	10,000	0
<b>Total Detention &amp; Correction</b>	<b>656,408</b>	<b>714,528</b>	<b>717,605</b>	<b>1,147,123</b>	<b>1,241,265</b>	<b>0</b>
Protection Inspection						
001-5520 Building Inspection	186,897	211,307	202,524	217,086	227,926	0
001-5530 Ag Commissioner	27,652	37,028	41,943	45,327	45,622	0 *
863 Criminal Justice Facilities	25,286	52,748	15,806	72,802	72,801	0
<b>Total Protection Inspection</b>	<b>239,835</b>	<b>301,083</b>	<b>260,273</b>	<b>335,215</b>	<b>346,349</b>	<b>0</b>

\* These General Fund Departments are funded from non Board-controlled funds, have set contracts or are driven by cost. i.e. Phone, Electric, Gas bills.

COUNTY OF SIERRA  
STATE OF CALIFORNIA

FISCAL YEAR 2017-18

COUNTY SPECIFIC FINANCING USES  
BY BUDGET UNIT BY FUNCTION AND ACTIVITY

BUDGET UNITS Grouped by Function & Activity	2014-15 ACTUAL (2)	2015-16 ACTUAL (3)	2016-17 as of 6/01/17 (4)	2016-17 ADOPTED (5)	2017-18 RECOMMENDED (6)	2017-18 ADOPTED (7)
<b>Other Protection</b>						
001-5550 OES	114,306	131,195	126,864	128,856	133,114	0 *
001-5560 Planning Dept	291,135	353,575	346,659	486,082	496,651	0
001-5570 LAFCO	709	-93	26	1,119	6,085	0 *
001-5650 Animal Control	5,887	6,925	2,247	7,801	7,963	0 *
071-0000 Fish & Game	813	2,072	1,436	6,658	6,204	0
077-0000 Predator Control	0	0	0	501	101	0
850-9810 Old Title III	4,845	1,084	0	1,084	0	0
850-9811 New Title III	54,470	55,372	23,431	170,000	89,400	0
851 Office of Emergency Services	0	18,279	15,941	89,883	89,883	0
852 Surch & Rescue	0	0	0	0	0	0
849-1001 Domestic Violence	0	0	0	15,764	15,764	0
849-1002 Juvenile Justice	0	0	0	29,855	29,855	0
<b>Total Other Protection</b>	<b>472,165</b>	<b>568,409</b>	<b>516,604</b>	<b>937,604</b>	<b>875,021</b>	<b>0</b>
<b>TOTAL PUBLIC PROTECTION</b>	<b>4,687,817</b>	<b>5,015,793</b>	<b>5,247,210</b>	<b>6,597,155</b>	<b>6,423,489</b>	<b>0</b>
<b>PUBLIC WAYS &amp; FACILITIES</b>						
<b>Public Ways &amp; Facilities</b>						
031-0000 Road Dept	2,439,403	2,508,939	2,460,612	2,424,796	3,029,456	0
031-0000 STP	276,317	341,206	841,885	1,003,795	1,003,795	0
001-5950 Public Works	38,930	45,040	22,865	55,975	137,001	0
100-1001 Capital Projects	0	0	0	0	0	0
<b>Total Public Ways</b>	<b>2,754,650</b>	<b>2,895,185</b>	<b>3,325,363</b>	<b>3,484,566</b>	<b>4,170,252</b>	<b>0</b>
<b>Transportation Systems</b>						
853 Transportation Planning	197,611	124,047	72,948	170,377	170,377	0
854 State Transit	0	0	0	0	0	0
855 Local Transportation	0	0	0	0	0	0
<b>Total Transportation Systems</b>	<b>197,611</b>	<b>124,047</b>	<b>72,948</b>	<b>170,377</b>	<b>170,377</b>	<b>0</b>
<b>TOTAL PUBLIC WAYS &amp; TRANSPORTATION SYSTEMS</b>	<b>2,952,261</b>	<b>3,019,231</b>	<b>3,398,310</b>	<b>3,654,943</b>	<b>4,340,629</b>	<b>0</b>
<b>HEALTH &amp; SANITATION</b>						
<b>Health</b>						
051-5610 Public Health	1,031,548	1,051,599	1,034,317	1,385,122	1,677,484	0
051-5670 Mental Health	2,323,348	1,849,084	1,984,199	2,807,798	2,880,983	0
815 Mental Health Realignment	0	0	0	0	0	0
817 Health Realignment	0	0	0	0	0	0
827-7670 Alcohol Program Fines	0	0	0	0	0	0
827-7690 Alcohol Education and Pr	0	0	0	0	0	0
891-5671,72,74,75,81	0	0	0	10	0	0
891-5616 LEA	0	0	0	0	0	0
891-5618 Hospital Preparedness	0	0	0	0	0	0
891-5619 California Endowment	0	0	0	0	0	0
891-5676 MHS Cap Facilities & Tech	0	0	0	0	0	0
891-5685 SAPT DIS, PRE, FLN, CL, HIV	0	0	0	300	300	0
891-5820 Substance Abuse	0	0	0	660	660	0
891-5682 DFS	0	0	0	0	0	0
891-5821 Above Ground Tanks	0	0	0	660	660	0
<b>Total Health</b>	<b>3,354,896</b>	<b>2,900,682</b>	<b>3,018,516</b>	<b>4,194,550</b>	<b>4,560,086</b>	<b>0</b>
<b>TOTAL HEALTH &amp; SANITATION</b>	<b>3,354,896</b>	<b>2,900,682</b>	<b>3,018,516</b>	<b>4,194,550</b>	<b>4,560,086</b>	<b>0</b>

COUNTY OF SIERRA  
STATE OF CALIFORNIA

FISCAL YEAR 2017-18

COUNTY SPECIFIC FINANCING USES  
BY BUDGET UNIT BY FUNCTION AND ACTIVITY

BUDGET UNITS Grouped by Function & Activity	2014-15 ACTUAL (2)	2015-16 ACTUAL (3)	2016-17 as of 6/01/17 (4)	2016-17 ADOPTED (5)	2017-18 RECOMMENDED (6)	2017-18 ADOPTED (7)
<b>PUBLIC ASSISTANCE</b>						
001-5510 Victim-Witness	60,677	84,856	153,587	212,830	86,280	0 *
051-5800 Welfare Administration	1,580,741	1,843,108	1,877,916	2,160,549	2,333,486	0
051-5810 Welfare Aid	195,533	244,741	279,339	581,177	581,177	0
814 Realignment Human Services	0	0	0	0	0	0
816 Realignment Human Services	20,457	2,500	0	6,813	6,813	0
<b>TOTAL PUBLIC ASSISTANCE</b>	<b>1,857,409</b>	<b>2,175,205</b>	<b>2,310,842</b>	<b>2,961,369</b>	<b>3,007,756</b>	<b>0</b>
<b>EDUCATION</b>						
001-5900 County Free Library	21,735	21,686	23,462	23,462	23,352	0
001-5910 Farm Advisor	19,175	21,989	23,267	22,363	22,400	0 *
<b>TOTAL EDUCATION</b>	<b>40,910</b>	<b>43,674</b>	<b>46,729</b>	<b>45,825</b>	<b>45,753</b>	<b>0</b>
<b>DEBT SERVICE</b>						
Interest on Notes						
600-0000 Bond Debt	554,895	568,178	291,439	580,845	589,398	0
001-5930 TRAN Pool	-17	0	0	0	0	0
<b>TOTAL DEBT SERVICE</b>	<b>554,878</b>	<b>568,178</b>	<b>291,439</b>	<b>580,845</b>	<b>589,398</b>	<b>0</b>
<b>RECREATION</b>						
208 Parks & Recreation	201,482	232,883	167,236	262,960	269,270	0
<b>TOTAL PARKS &amp; RECREATION</b>	<b>201,482</b>	<b>232,883</b>	<b>167,236</b>	<b>262,960</b>	<b>269,270</b>	<b>0</b>
<b>TOTAL SPECIFIC FINANCING USES</b>	<b>16,000,725</b>	<b>16,579,386</b>	<b>16,954,769</b>	<b>21,100,233</b>	<b>22,145,854</b>	<b>0</b>
Transfere						

\* These General Fund Departments are funded from non Board-controlled funds, have set contracts or are driven by cost. i.e. Phone, Electric, Gas bills.

COUNTY OF SIERRA  
STATE OF CALIFORNIA  
FINANCING SOURCES & USES by BUDGET UNIT by OBJECT  
FISCAL YEAR 2017-18

Budget Name  
Function  
Activity  
Fund  
Budget Unit

BOARD OF SUPERVISORS  
General  
Legal & Administrative  
0013001  
0015010

Detail by Revenue Category & Expenditure Object	2014-15 ACTUAL (2)	2015-16 ACTUAL (3)	2016-17 as of 6/01/17 (4)	2016-17 ADOPTED (7)	2017-18 RECOMMENDED (6)	2017-18 ADOPTED (7)
--	--------------------------	--------------------------	---------------------------------	---------------------------	-------------------------------	---------------------------

Financing Source by Revenue Category

Taxes	0	0	0	0	0	0
Use of Money	0	0	0	0	0	0
Intergovernmental	0	0	0	0	0	0
Licenses Permits & Franchises	0	0	0	0	0	0
Fines, Forfeitures & Penalties	0	0	0	0	0	0
Charges For Services	0	0	0	0	0	0
Miscellaneous	0	0	0	0	0	0
<b>Total Revenues</b>	<b>0</b>	<b>0</b>	<b>0</b>	<b>0</b>	<b>0</b>	<b>0</b>

Salaries & Employee Benefits

5000 Regular Salaries	143,155	160,019	174,097	174,031	174,445	
5001 Extra Help						
5002 Overtime						
5007 Benefits	109,461	103,037	103,055	120,060	129,186	
<b>Total Salaries &amp; Benefits</b>	<b>252,616</b>	<b>263,056</b>	<b>277,152</b>	<b>294,091</b>	<b>303,631</b>	<b>0</b>

Services & Supplies

5106 Insurance	1,833	1,972	1,892	1,892	6,072	
5120 Communications	2,993	3,294	3,709	2,514	3,091	
5240 Maintenance Equipment	0	28	0	102	9	
5150 Memberships	6,120	5,333	5,829	4,964	5,344	*
5160 Office Expense	3,518	4,597	2,424	3,663	3,259	
5165 Professional & Specialized	0	0	0	0	0	
5166 A87 Costs	44,366	34,124	19,439	19,439	31,276	
5174 Publications & Legal Notices	4,017	3,091	1,521	2,906	2,668	
5180 Rents	0	0	0	0	0	
5187 Special Dept Expense	2,118	1,864	1,289	1,849	3,630	**
5502 Transportation	8,458	5,199	4,828	6,098	5,716	
<b>Total Services &amp; Supplies</b>	<b>73,424</b>	<b>59,502</b>	<b>40,932</b>	<b>43,429</b>	<b>61,064</b>	<b>0</b>

Fixed Assets

6230 Equipment	0	0	0			
<b>Total Fixed Assets</b>	<b>0</b>	<b>0</b>	<b>0</b>	<b>0</b>	<b>0</b>	<b>0</b>

BUDGET UNIT TOTAL

<b>BUDGET UNIT TOTAL</b>	<b>326,039</b>	<b>322,558</b>	<b>318,084</b>	<b>337,521</b>	<b>364,695</b>	<b>0</b>
--------------------------	----------------	----------------	----------------	----------------	----------------	----------

Number of Personnel Budgeted                      5                      5                      5                      5                      5                      5

\*\* SNC Board Meeting-September 2017 - \$2,000  
\* Memberships                      CSAC, RCRC, Area 4 & SEDD



COUNTY OF SIERRA  
STATE OF CALIFORNIA  
FINANCING SOURCES & USES by BUDGET UNIT by OBJECT  
FISCAL YEAR 2017-18

Budget Name  
Function  
Activity  
Fund  
Budget Unit  
**ASSESSOR  
General  
Finance  
General  
0015020**

Detail by Revenue Category & Expenditure Object (1)	2014-15 ACTUAL (2)	2015-16 ACTUAL (3)	2016-17 as of 6/01/17 (4)	2016-17 ADOPTED (7)	2017-18 RECOMMENDED (6)	2017-18 ADOPTED (7)
<b>Financing Source by Revenue Category</b>						
Taxes	2,781,356	2,797,030	2,373,439	2,845,199	2,961,629	0
Use of Money	0	0	0	0	0	0
Intergovernmental	0	0	0	0	0	0
Licenses Permits & Franchises	0	0	0	0	0	0
Fines, Forfeitures & Penalties	0	0	0	0	0	0
Charges For Services	805	251	627	4,139	4,139	0
Miscellaneous	0	0	0	0	0	0
<b>Total Revenues</b>	<b>2,782,161</b>	<b>2,797,281</b>	<b>2,374,066</b>	<b>2,849,338</b>	<b>2,965,767</b>	<b>0</b>
<b>Salaries &amp; Employee Benefits</b>						
5000 Regular Salaries	236,009	259,394	239,471	265,836	273,774	
5001 Extra Help	0	0	0	0	0	
5002 Overtime	0	0	0			
5007 Benefits	150,001	158,509	154,612	168,149	174,918	
<b>Total Salaries &amp; Benefits</b>	<b>386,010</b>	<b>417,903</b>	<b>394,083</b>	<b>433,985</b>	<b>448,692</b>	<b>0</b>
<b>Services &amp; Supplies</b>						
5106 Insurance	2,607	2,333	2,265	2,265	2,246	
5120 Communications	2	0	0	2	1	
5240 Maintenance Equipment	634	155	126	437	304	
5150 Memberships	0	0	0	12	0	
5160 Office Expense	278	1,355	108	829	579	
5165 Professional & Specialized	1,122	0	1,395	374	837	
5166 A87 Costs	69,551	38,545	53,016	53,016	63,812	
5174 Publications & Legal Notices	674	914	2,111	943	1,230	
5187 Special Dept Expense	0	0	0	9,200	9,200	
5502 Transportation & Travel	2,610	2,413	1,136	2,404	2,049	
<b>Total Services &amp; Supplies</b>	<b>77,477</b>	<b>45,715</b>	<b>60,157</b>	<b>69,481</b>	<b>80,258</b>	<b>0</b>
<b>Fixed Assets</b>						
6228 Equipment	0	0	0	0	0	
<b>Total Fixed Assets</b>	<b>0</b>	<b>0</b>	<b>0</b>	<b>0</b>	<b>0</b>	<b>0</b>
<b>BUDGET UNIT TOTAL</b>	<b>463,487</b>	<b>463,619</b>	<b>454,240</b>	<b>503,466</b>	<b>528,950</b>	<b>0</b>
Number of Personnel Budgeted	4.7	4.5	4.1	4.1	4.1	4.1

COUNTY OF SIERRA  
STATE OF CALIFORNIA  
FINANCING SOURCES & USES by BUDGET UNIT by OBJECT  
FISCAL YEAR 2017-18

Budget Name  
Function  
Activity  
Fund  
Budget Unit

ANNUAL AUDIT  
General  
Finance  
General  
0015030

Detail by Revenue Category & Expenditure Object (1)	2014-15 ACTUAL (2)	2015-16 ACTUAL (3)	2016-17 as of 6/01/17 (4)	2016-17 ADOPTED (7)	2017-18 RECOMMENDED (6)	2017-18 ADOPTED (7)
<b>Financing Source by Revenue Category</b>						
Taxes	0	0	0	0	0	0
Use of Money	0	0	0	0	0	0
Intergovernmental	0	0	0	0	0	0
Licenses Permits & Franchises	0	0	0	0	0	0
Fines, Forfeitures & Penalties	0	0	0	0	0	0
Charges For Services	11,569	11,367	10,506	13,200	18,984	0
Miscellaneous	0	0	0	0	0	0
<b>Total Revenues</b>	<b>11,569</b>	<b>11,367</b>	<b>10,506</b>	<b>13,200</b>	<b>18,984</b>	<b>0</b>
<b>Services &amp; Supplies</b>						
5106 Insurance						
5120 Communications						
5140 Maintenance Equipment						
5150 Memberships						
5160 Office Expense						
5165 Professional & Specialized	17,916	19,446	19,334	20,000	20,000	
5166 A87 Costs						
5174 Publications & Legal Notices						
5187 Special Dept Expense						
5502 Transportation & Travel						
<b>Total Services &amp; Supplies</b>	<b>17,916</b>	<b>19,446</b>	<b>19,334</b>	<b>20,000</b>	<b>20,000</b>	<b>0</b>
<b>Fixed Assets</b>						
6228 Equipment						
<b>Total Fixed Assets</b>	<b>0</b>	<b>0</b>	<b>0</b>	<b>0</b>	<b>0</b>	<b>0</b>
<b>BUDGET UNIT TOTAL</b>	<b>17,916</b>	<b>19,446</b>	<b>19,334</b>	<b>20,000</b>	<b>20,000</b>	<b>0</b>

Number of Personnel Budgeted

COUNTY OF SIERRA  
STATE OF CALIFORNIA  
FINANCING SOURCES & USES by BUDGET UNIT by OBJECT  
FISCAL YEAR 2017-18

Budget Name  
Function  
Activity  
Fund  
Budget Unit

AUDITOR  
General  
Finance  
General  
0015040

Detail by Revenue Category & Expenditure Object (1)	2014-15 ACTUAL (2)	2015-16 ACTUAL (3)	2016-17 as of 6/01/17 (4)	2016-17 ADOPTED (7)	2017-18 RECOMMENDED (6)	2017-18 ADOPTED (7)
<b>Financing Source by Revenue Category</b>						
Taxes	33,619	64,414	34,041	39,299	40,765	0
Use of Money	0	0	0	0	0	0
Intergovernmental	0	0	0	0	0	0
Licenses Permits & Franchises	0	0	0	0	0	0
Fines, Forfeitures & Penalties	0	0	0	0	0	0
Charges For Services	273,773	154,470	142,821	181,153	260,505	0
Miscellaneous	0	0	0	0	0	0
<b>Total Revenues</b>	<b>307,392</b>	<b>218,884</b>	<b>176,861</b>	<b>220,452</b>	<b>301,270</b>	<b>0</b>
<b>Salaries &amp; Employee Benefits</b>						
5000 Regular Salaries	209,047	209,580	205,121	209,241	214,807	
5001 Extra Help	0	0	0			
5002 Overtime	0	0	0			
5007 Benefits	110,104	118,375	118,961	115,803	139,921	
<b>Total Salaries &amp; Benefits</b>	<b>319,151</b>	<b>327,956</b>	<b>324,082</b>	<b>325,043</b>	<b>354,727</b>	<b>0</b>
<b>Services &amp; Supplies</b>						
5106 Insurance	1,126	1,098	1,272	1,272	1,262	
5120 Communications	0	0	515	20	20	
5240 Maintenance Equipment	1,948	1,847	1,494	1,569	1,569	
5150 Memberships	395	994	873	859	859	
5160 Office Expense	5,499	6,358	9,135	7,300	7,300	
5165 Professional & Specialized	255	1,050	235	388	388	
5195 Utilities				0	0	
5180 Rents Building	0	0	0	0	0	
5174 Publications & Legal Notices	0	500	614	145	145	
5187 Special Dept Expense	575	1,046	634	5,251	5,251	
5502 Transportation & Travel	4,398	1,585	2,142	1,000	1,000	
<b>Total Services &amp; Supplies</b>	<b>14,197</b>	<b>14,478</b>	<b>16,915</b>	<b>17,804</b>	<b>17,794</b>	<b>0</b>
<b>Fixed Assets</b>						
6230 Equipment Computer	0	0	0			
<b>Total Fixed Assets</b>	<b>0</b>	<b>0</b>	<b>0</b>	<b>0</b>	<b>0</b>	<b>0</b>
<b>BUDGET UNIT TOTAL</b>	<b>333,347</b>	<b>342,434</b>	<b>340,996</b>	<b>342,847</b>	<b>372,521</b>	<b>0</b>
Number of Personnel Budgeted	3.5	2.5	2.5	3	3.0	3.0

COUNTY OF SIERRA  
STATE OF CALIFORNIA  
FINANCING SOURCES & USES by BUDGET UNIT by OBJECT  
FISCAL YEAR 2017-18

Budget Name  
Function  
Activity  
Fund  
Budget Unit

TREASURER-TAX COLLECTOR  
General  
Finance  
General  
0015050

Detail by Revenue Category & Expenditure Object (1)	2014-15 ACTUAL (2)	2015-16 ACTUAL (3)	2016-17 as of 6/01/17 (4)	2016-17 ADOPTED (7)	2017-18 RECOMMENDED (6)	2017-18 ADOPTED (7)
---	--------------------------	--------------------------	---------------------------------	---------------------------	-------------------------------	---------------------------

Financing Source by Revenue Category

Taxes	889,295	886,531	765,072	919,800	957,331	0
Use of Money	27,702	33,608	39,937	20,000	30,000	0
Intergovernmental	0	0	0		0	
Licenses Permits & Franchises	0	0	0		0	
Fines, Forfeitures & Penalties	0	0	0		0	
Charges For Services	83,619	82,165	74,869	81,943	114,664	0
Miscellaneous	0	0	0		0	
<b>Total Revenues</b>	<b>1,000,615</b>	<b>1,002,303</b>	<b>879,878</b>	<b>1,021,743</b>	<b>1,101,994</b>	<b>0</b>
<b>Salaries &amp; Employee Benefits</b>						
5000 Regular Salaries	138,321	146,924	185,909	183,687	165,154	
5001 Extra Help	0	0	0			
5002 Overtime	0	0	0			
5007 Benefits	91,340	95,781	109,932	118,634	107,549	
<b>Total Salaries &amp; Benefits</b>	<b>229,661</b>	<b>242,705</b>	<b>295,841</b>	<b>302,321</b>	<b>272,703</b>	<b>0</b>
5106 Insurance	926	953	912	912	904	
5120 Communications	0	0	94	0	35	
5240 Maintenance Equipment	867	954	1,044	832	1,079	
5150 Memberships	550	669	443	713	626	
5160 Office Expense	6,327	5,931	8,121	7,137	7,672	
5165 Professional & Specialized	1,221	3,265	3,732	3,821	3,094	
5166 A87 Costs	0	0	0			
5174 Publications & Legal Notices	750	143	(23)	870	327	
5187 Special Dept Expense	0	9	492	3	189	
5502 Transportation & Travel	2,603	3,783	930	2,399	2,754	
<b>Total Services &amp; Supplies</b>	<b>13,244</b>	<b>15,707</b>	<b>15,746</b>	<b>16,687</b>	<b>16,679</b>	<b>0</b>
<b>Fixed Assets</b>						
6228 Equipment	0	0	0			
<b>Total Fixed Assets</b>	<b>0</b>	<b>0</b>	<b>0</b>	<b>0</b>	<b>0</b>	<b>0</b>
<b>BUDGET UNIT TOTAL</b>	<b>242,904</b>	<b>258,412</b>	<b>311,588</b>	<b>319,008</b>	<b>289,382</b>	<b>0</b>
Number of Personnel Budgeted	3	3	2	2.5	2	3

COUNTY OF SIERRA  
STATE OF CALIFORNIA  
FINANCING SOURCES & USES by BUDGET UNIT by OBJECT  
FISCAL YEAR 2017-18

Budget Name  
Function  
Activity  
Fund  
Budget Unit

COUNTY COUNSEL  
General  
Counsel  
General  
0015060

Detail by Revenue Category & Expenditure Object (1)	2014-15 ACTUAL (2)	2015-16 ACTUAL (3)	2016-17 as of 6/01/17 (4)	2016-17 ADOPTED (7)	2017-18 RECOMMENDED (6)	2017-18 ADOPTED (7)
---	--------------------------	--------------------------	---------------------------------	---------------------------	-------------------------------	---------------------------

**Financing Source by Revenue Category**

Taxes	0	0	0	0	0	0
Use of Money	0	0	0	0	0	0
Intergovernmental	0	0	0	0	0	0
Licenses Permits & Franchises	0	0	0	0	0	0
Fines, Forfeitures & Penalties	0	0	0	0	0	0
Charges For Services	251,414	217,278	199,121	215,148	287,510	0
Miscellaneous	0	0	0	0	0	0
<b>Total Revenues</b>	<b>251,414</b>	<b>217,278</b>	<b>199,121</b>	<b>215,148</b>	<b>287,510</b>	<b>0</b>

**Salaries & Employee Benefits**

5000 Regular Salaries						
5001 Extra Help						
5002 Overtime						
5007 Benefits						
<b>Total Salaries &amp; Benefits</b>	<b>0</b>	<b>0</b>	<b>0</b>	<b>0</b>	<b>0</b>	<b>0 *</b>

**Services & Supplies**

5106 Insurance	0	0	0			
5120 Communications	0	0	0			
5140 Maintenance Equipment	28	0	0			
5150 Memberships	0	0	2,217			
5160 Office Expense	0	0	0			
5165 Professional & Specialized	231,054	231,054	215,224	231,054	240,400	
5166 A87 Costs	0	0	0			
5170 Outside County Counsel	8,043	85,609	4,818	80,000	80,000	
5180 Rents & Leases - Building	0	0	0			
5187 Special Legal Expense	0	0	0			
5502 Transportation & Travel	0	420	0	500		
<b>Total Services &amp; Supplies</b>	<b>239,125</b>	<b>317,083</b>	<b>222,259</b>	<b>311,554</b>	<b>320,400</b>	<b>0</b>

**Fixed Assets**

6228 Equipment	0	0	0			
<b>Total Fixed Assets</b>	<b>0</b>	<b>0</b>	<b>0</b>	<b>0</b>	<b>0</b>	<b>0</b>

<b>BUDGET UNIT TOTAL</b>	<b>239,125</b>	<b>317,083</b>	<b>222,259</b>	<b>311,554</b>	<b>320,400</b>	<b>0</b>
--------------------------	----------------	----------------	----------------	----------------	----------------	----------

STATE CONTROLLER  
COUNTY BUDGET ACT

BUDGET UNIT DETAIL

SCHEDULE 9

COUNTY OF SIERRA  
STATE OF CALIFORNIA

FISCAL YEAR 2017-18

Budget Name  
Function  
Activity  
Fund  
Budget Unit

RISK MANAGEMENT  
General  
Other General  
General  
0015100

Detail by Revenue Category & Expenditure Object (1)	2014-15 ACTUAL (2)	2015-16 ACTUAL (3)	2016-17 as of 6/01/17 (4)	2016-17 ADOPTED (7)	2017-18 RECOMMENDED (6)	2017-18 ADOPTED (7)
---	--------------------------	--------------------------	---------------------------------	---------------------------	-------------------------------	---------------------------

Financing Source by Revenue Category

Taxes	0	0	0		0	
Use of Money	0	0	0		0	
Intergovernmental	0	0	0		0	
Licenses Permits & Franchises	0	0	0		0	
Fines, Forfeitures & Penalties	0	0	0		0	
Charges For Services	58,410	57,391	53,044	23,529	33,839	0
Miscellaneous	70,000	70,000	70,000	70,000	70,000	0
<b>Total Revenues</b>	<b>128,410</b>	<b>127,391</b>	<b>123,044</b>	<b>93,529</b>	<b>103,839</b>	<b>0</b>

Salaries & Employee Benefits

5000 Regular Salaries	15,816	15,816	15,816	17,692	18,862	
5001 Extra Help	0	0	0			
5002 Overtime	0	0	0			
5007 Benefits	18,954	20,103	12,618	11,670	12,364	
<b>Total Salaries &amp; Benefits</b>	<b>34,770</b>	<b>35,919</b>	<b>28,433</b>	<b>29,362</b>	<b>31,225</b>	<b>0</b>

Services & Supplies

5106 Insurance	(24,373)	37,216	203	205	203	
5120 Communications	100	0	94	40	75	
5240 Maintenance Equipment	0	0	66	18	26	
5150 Memberships	0	677	728	273	546	
5160 Office Expense	2,235	8,228	2,360	5,140	4,986	
5165 Professional & Specialized	236	1,534	0	1,726	688	*
5166 A87 Costs	0	0	0			
5174 Publications & Legal Notices	0	0	0	0	0	
5187 Special Dept Expense	800	0	429	18,755	18,754	
5502 Transportation & Travel	7,074	3,717	2,917	4,625	5,329	
<b>Total Services &amp; Supplies</b>	<b>-13,929</b>	<b>51,372</b>	<b>6,796</b>	<b>30,783</b>	<b>30,607</b>	<b>0</b>

Fixed Assets

6228 Equipment	0	0	0			
<b>Total Fixed Assets</b>	<b>0</b>	<b>0</b>	<b>0</b>	<b>0</b>	<b>0</b>	<b>0</b>

**BUDGET UNIT TOTAL 20,840 87,291 35,230 60,145 61,833 0**

Number of Personnel Budgeted 0.5 0.5 0.5 0.5 0.5 0.5

\* County will receive \$69,000 revenue from Trindel to pay for Safety Officer and Department

STATE CONTROLLER  
COUNTY BUDGET ACT

BUDGET UNIT DETAIL

SCHEDULE 9

COUNTY OF SIERRA  
STATE OF CALIFORNIA  
  
FISCAL YEAR 2017-18

Budget Name  
Function  
Activity  
Fund  
Budget Unit

CONTRIBUTIONS TO OTHERS  
General  
Other General  
**General**  
**0015150**

Detail by Revenue Category & Expenditure Object (1)	2014-15 ACTUAL (2)	2015-16 ACTUAL (3)	2016-17 as of 6/01/17 (4)	2016-17 ADOPTED (7)	2017-18 RECOMMENDED (6)	2017-18 ADOPTED (7)
---	--------------------------	--------------------------	---------------------------------	---------------------------	-------------------------------	---------------------------

Financing Source by Revenue Category

Taxes	0	0	0	0	0	0
Use of Money	0	0	0	0	0	0
Intergovernmental	0	0	0	0	0	0
Licenses Permits & Franchises	0	0	0	0	0	0
Fines, Forfeitures & Penalties	0	0	0	0	0	0
Charges For Services	0	0	0	0	0	0
Miscellaneous	0	0	0	0	0	0
<b>Total Revenues</b>	<b>0</b>	<b>0</b>	<b>0</b>	<b>0</b>	<b>0</b>	<b>0</b>

Other Charges

5166 A87 Costs	3,747	(1,445)	(1,551)	(1,551)	204	
5106 Insurance	3,238	3,363	876	876	876	
6405 Northern Sierra Air Quality	1,555	1,555	1,555		2,000	
6406 Northern Calif. EMS	25,360	25,360	25,360	25,500	25,500	
6065 Plumas-Sierra County Fair	5,000	5,000	5,000	5,000	5,000	
5187 Historic Society	6,300	8,097	8,000	8,000	8,000	
5160 Long Valley Groundwater Dist	1,131			9,000	5,000	
5160 Sierra Valley Groundwater Dist					4,000	
5155 Sierra County Ambulance	30,000			10,000	10,000	
<b>Total Other Charges</b>	<b>76,331</b>	<b>41,930</b>	<b>39,240</b>	<b>58,825</b>	<b>60,580</b>	<b>0</b>
* Ambulance Shed Renovation						

COUNTY OF SIERRA  
STATE OF CALIFORNIA  
  
FISCAL YEAR 2017-18

Budget Name  
Function  
Activity  
Fund  
Budget Unit

ECONOMIC DEVELOPMENT  
General  
Promotion  
**General**  
**0015160**

Detail by Revenue Category & Expenditure Object (1)	2014-15 ACTUAL (2)	2015-16 ACTUAL (3)	2016-17 as of 6/01/17 (4)	2016-17 ADOPTED (7)	2017-18 RECOMMENDED (6)	2017-18 ADOPTED (7)
---	--------------------------	--------------------------	---------------------------------	---------------------------	-------------------------------	---------------------------

**Financing Source by Revenue Category**

Taxes	68,442	65,202	48,931	60,000	65,200	0
Use of Money	0	0	0	0	0	0
Intergovernmental	0	0	0	0	0	0
Licenses Permits & Franchises	0	0	0	0	0	0
Fines, Forfeitures & Penalties	0	0	0	0	0	0
Charges For Services	0	0	0	0	0	0
Miscellaneous	0	0	0	0	0	0
<b>Total Revenues</b>	<b>68,442</b>	<b>65,202</b>	<b>48,931</b>	<b>60,000</b>	<b>65,200</b>	<b>0</b>

**Salaries & Employee Benefits**

5000 Regular Salaries			0	0	0	0
5001 Extra Help			0			
5002 Overtime			0			
5007 Benefits	5,444	4,737	4,756	5,188	5,282	
<b>Total Salaries &amp; Benefits</b>	<b>5,444</b>	<b>4,737</b>	<b>4,756</b>	<b>5,188</b>	<b>5,282</b>	<b>0</b>

**Other Charges**

5106 Insurance	96	97	101	101	100	
5150 Memberships	0	0	0			
5160 Office Expense	0	110	284			
5165 Economic Workshop	0	0	0			
5166 A87 Costs	1,667	570	1,015	1,015	1,428	
6412 Chambers of Commerce	29,700	29,000	11,128	30,000	30,000	
6413 Chambers of Commerce East	7,920	10,882	7,920	7,920	7,920	
5187 Fair Exhibit Special Dept Expense	0	0	0			
<b>Total Services &amp; Supplies</b>	<b>39,383</b>	<b>40,660</b>	<b>20,448</b>	<b>39,036</b>	<b>39,448</b>	<b>0</b>

**Fixed Assets**

6228 Equipment	0	0	0			
<b>Total Fixed Assets</b>	<b>0</b>	<b>0</b>	<b>0</b>	<b>0</b>	<b>0</b>	<b>0</b>

<b>BUDGET UNIT TOTAL</b>	<b>44,827</b>	<b>45,397</b>	<b>25,204</b>	<b>44,224</b>	<b>44,730</b>	<b>0</b>
--------------------------	---------------	---------------	---------------	---------------	---------------	----------



STATE CONTROLLER  
COUNTY BUDGET ACT

BUDGET UNIT DETAIL

SCHEDULE 9

COUNTY OF SIERRA  
STATE OF CALIFORNIA  
  
FISCAL YEAR 2017-18

Budget Name  
Function  
Activity  
Fund  
Budget Unit  
  
ELECTIONS  
General  
Elections  
General  
0015200

Detail by Revenue Category & Expenditure Object (1)	2014-15 ACTUAL (2)	2015-16 ACTUAL (3)	2016-17 as of 6/01/17 (4)	2016-17 ADOPTED (7)	2017-18 RECOMMENDED (6)	2017-18 ADOPTED (7)
---	--------------------------	--------------------------	---------------------------------	---------------------------	-------------------------------	---------------------------

Financing Source by Revenue Category

Taxes	0	0	0	0	0	0
Use of Money	0	0	0	0	0	0
Intergovernmental	0	0	0	0	0	0
Licenses Permits & Franchises	0	0	0	0	0	0
Fines, Forfeitures & Penalties	0	0	0	0	0	0
Charges For Services	21,569	19,210	1,583	25,500	5,500	0
Miscellaneous	0	0	0	0	0	0
<b>Total Revenues</b>	<b>21,569</b>	<b>19,210</b>	<b>1,583</b>	<b>25,500</b>	<b>5,500</b>	<b>0</b>

Salaries & Employee Benefits

5000 Regular Salaries						
5001 Extra Help				0	0	0
5002 Overtime						
5007 Benefits				0	0	0
<b>Total Salaries &amp; Benefits</b>	<b>0</b>	<b>0</b>	<b>0</b>	<b>0</b>	<b>0</b>	<b>0</b>

Services & Supplies

5106 Insurance	0	0	0		0	
5150 Memberships	0	150	195	366	366	
5174 Publications	147	0	0	91	91	
5166 A87 Costs	290	852	513	513	2,558	
5160 Office Expense	545	15,892	8,094	7,433	7,432	
5187 Special Dept Expense	11,020	13,026	6,490	16,966	16,966	
5188 General Election	8,829	212	10,955	2,892	2,892	
5189 Primary Election	395	18,399	0	8,566	8,566	
5190 Special Election	0	0	0			
5502 Transportation & Travel	14	54	0	22	22	
<b>Total Services &amp; Supplies</b>	<b>21,239</b>	<b>48,584</b>	<b>26,247</b>	<b>36,849</b>	<b>38,893</b>	<b>0</b>

Fixed Assets

6230 Equipment computers		0	0			
<b>Total Fixed Assets</b>	<b>0</b>	<b>0</b>	<b>0</b>	<b>0</b>	<b>0</b>	<b>0</b> *

<b>BUDGET UNIT TOTAL</b>	<b>21,239</b>	<b>48,584</b>	<b>26,247</b>	<b>36,849</b>	<b>38,893</b>	<b>0</b>
* New server and software						

Number of Personnel Budgeted

STATE CONTROLLER  
COUNTY BUDGET ACT

BUDGET UNIT DETAIL

SCHEDULE 9

COUNTY OF SIERRA  
STATE OF CALIFORNIA  
  
FISCAL YEAR 2017-18

Budget Name  
Function  
Activity  
Fund  
Budget Unit  
  
CENTRAL SERVICES  
General  
Other General  
General  
0015260

Detail by Revenue Category & Expenditure Object (1)	2014-15 ACTUAL (2)	2015-16 ACTUAL (3)	2016-17 as of 6/01/17 (4)	2016-17 ADOPTED (7)	2017-18 RECOMMENDED (6)	2017-18 ADOPTED (7)
---	--------------------------	--------------------------	---------------------------------	---------------------------	-------------------------------	---------------------------

Financing Source by Revenue Category

Taxes	0	0	0	0	0	0
Use of Money	0	0	0	0	0	0
Intergovernmental	0	0	0	0	0	0
Licenses Permits & Franchises	0	0	0	0	0	0
Fines, Forfeitures & Penalties	0	0	0	0	0	0
Charges For Services	30,912	30,373	28,072	29,932	43,047	0
Miscellaneous	0	0	0	0	0	0
<b>Total Revenues</b>	<b>30,912</b>	<b>30,373</b>	<b>28,072</b>	<b>29,932</b>	<b>43,047</b>	<b>0</b>

Salaries & Employee Benefits

5000 Regular Salaries						
5001 Extra Help						
5002 Overtime						
5007 Benefits						
<b>Total Salaries &amp; Benefits</b>	<b>0</b>	<b>0</b>	<b>0</b>	<b>0</b>	<b>0</b>	<b>0</b>

Services & Supplies

5106 Insurance	0	0	0		0	
5120 Communications	10,770	11,705	6,681	15,434	12,410	
5180 Rent	12,901	12,901	13,249	13,000	13,000	
	0	0	0			
5160 Office Supplies	17,157	16,741	3,361	13,010	15,860	
	0	0	0			
5175 Lease Copier	1,845	1,691	1,690	3,387	2,224	
5195 Utilities	8,351	5,664	3,771	10,000	10,000	
5165 Professional	3,037	1,372	2,968	3,830	3,140	
5187 Special Dept Expense	8,351	5,664	0	3,939	5,966	
<b>Total Services &amp; Supplies</b>	<b>62,411</b>	<b>55,739</b>	<b>31,719</b>	<b>62,600</b>	<b>62,600</b>	<b>0</b>

Fixed Assets

6228 Equipment						
<b>Total Fixed Assets</b>	<b>0</b>	<b>0</b>	<b>0</b>	<b>0</b>	<b>0</b>	<b>0</b>

<b>BUDGET UNIT TOTAL</b>	<b>62,411</b>	<b>55,739</b>	<b>31,719</b>	<b>62,600</b>	<b>62,600</b>	<b>0</b>
--------------------------	---------------	---------------	---------------	---------------	---------------	----------

Number of Personnel Budgeted

STATE CONTROLLER  
COUNTY BUDGET ACT

BUDGET UNIT DETAIL

SCHEDULE 9

COUNTY OF SIERRA  
STATE OF CALIFORNIA  
  
FISCAL YEAR 2017-18

Budget Name  
Function  
Activity  
Fund  
Budget Unit

MANAGEMENT INFORMATION SYSTEM  
General  
Other General  
**General**  
**0015261**

FINANCING USES CLASSIFICATION (1)	2014-15 ACTUAL (2)	2015-16 ACTUAL (3)	2016-17 as of 6/01/17 (4)	2016-17 ADOPTED (7)	2017-18 RECOMMENDED (6)	2017-18 ADOPTED (7)
---	--------------------------	--------------------------	---------------------------------	---------------------------	-------------------------------	---------------------------

Financing Source by Revenue Category

Taxes	0	0	0	0	0	0
Use of Money	0	0	0	0	0	0
Intergovernmental	0	0	0	0	0	0
Licenses Permits & Franchises	0	0	0	0	0	0
Fines, Forfeitures & Penalties	0	0	0	0	0	0
Charges For Services	176,474	173,394	160,260	169,865	244,293	0
Miscellaneous	0	0	0	0	0	0
<b>Total Revenues</b>	<b>176,474</b>	<b>173,394</b>	<b>160,260</b>	<b>169,865</b>	<b>244,293</b>	<b>0</b>

Salaries & Employee Benefits

5000 Regular Salaries	77,846	96,277	137,086	125,387	150,637	
5001 Extra Help	0	0	0	0	0	
5002 Overtime	0	1,400	0	0	0	
5007 Benefits	40,911	49,825	81,338	73,434	85,834	
<b>Total Salaries &amp; Benefits</b>	<b>118,758</b>	<b>147,503</b>	<b>218,424</b>	<b>198,821</b>	<b>236,471</b>	<b>0</b>

Services & Supplies

5106 Insurance	613	631	830	830	823	
5120 Communications	15,154	15,475	37,105	13,523	13,523	
5248 Maintenance Equipment Computer	105,122	101,898	95,054	110,481	107,037	
5160 Office Expense	15,465	16,572	5,303	12,217	12,217	
5165 Professional & Specialized	0	10,549	127	4,739	4,739	
5166 A87 Costs	0	0	0			
5174 Publications & Legal Notices	0	851	0	262	262	
5176 Lease Computer	0	0	0			
5187 Special Dept Expense	0	0	0	2,000	2,000	
5502 Transportation & Travel	10,852	5,984	0	5,478	5,478	
<b>Total Services &amp; Supplies</b>	<b>147,207</b>	<b>151,960</b>	<b>138,419</b>	<b>149,529</b>	<b>146,079</b>	<b>0</b>

Fixed Assets

6228 Equipment	0	48,073	22,737	23,000	35,500	*
<b>Total Fixed Assets</b>	<b>0</b>	<b>48,073</b>	<b>22,737</b>	<b>23,000</b>	<b>35,500</b>	<b>0</b>

BUDGET UNIT TOTAL

<b>BUDGET UNIT TOTAL</b>	<b>265,964</b>	<b>347,537</b>	<b>379,579</b>	<b>371,350</b>	<b>418,050</b>	<b>0</b>
--------------------------	----------------	----------------	----------------	----------------	----------------	----------

\* Ongoing purchase of the Phone System, \$12.5k Server  
Number of Personnel Budgeted

2.0	1.3	1.4	2.4	1.4	2.4
-----	-----	-----	-----	-----	-----

STATE CONTROLLER  
COUNTY BUDGET ACT

BUDGET UNIT DETAIL

SCHEDULE 9

COUNTY OF SIERRA  
STATE OF CALIFORNIA  
  
FISCAL YEAR 2017-18

Budget Name  
Function  
Activity  
Fund  
Budget Unit

PLANT MAINTENANCE  
General  
Property Management  
General  
0015280

FINANCING USES CLASSIFICATION (1)	2014-15 ACTUAL (2)	2015-16 ACTUAL (3)	2016-17 as of 6/01/17 (4)	2016-17 ADOPTED (7)	2017-18 RECOMMENDED (6)	2017-18 ADOPTED (7)
---	--------------------------	--------------------------	---------------------------------	---------------------------	-------------------------------	---------------------------

Financing Source by Revenue Category

Taxes	0	0	0	0	0	0
Use of Money	0	0	0	0	0	0
Intergovernmental	0	0	0	0	0	0
Licenses Permits & Franchises	0	0	0	0	0	0
Fines, Forfeitures & Penalties	0	0	0	0	0	0
Charges For Services	191,354	188,014	173,772	134,191	192,988	0
Miscellaneous	0	0	0	0	0	0
<b>Total Revenues</b>	<b>191,354</b>	<b>188,014</b>	<b>173,772</b>	<b>134,191</b>	<b>192,988</b>	<b>0</b>

Salaries & Employee Benefits

5000 Regular Salaries	60,748	69,058	67,501	72,377	76,378	
5001 Extra Help	0	0	1,770	0	0	
5002 Overtime	0	0	0	0	0	
5007 Benefits	53,977	86,612	72,351	70,253	55,938	
<b>Total Salaries &amp; Benefits</b>	<b>114,724</b>	<b>155,670</b>	<b>141,622</b>	<b>142,629</b>	<b>132,316</b>	<b>0</b>

Services & Supplies

5106 Insurance	8,217	480	33,460	33,460	34,195	
5120 Communications	0	0	0	0	0	
5130 Household Supplies	6,880	4,458	4,206	6,136	5,519	
5240 Maintenance	707	72	0	258	277	
5155 Miscellaneous	(1,874)	3,138	975	481	795	
5165 Professional & Specialized	2,102	1,632	1,500	2,340	1,858	
5238 Utilities LP Gas	9,283	9,894	13,928	11,311	11,753	
5187 Building Repair	1,950	2,063	2,426	2,470	2,470	
5168 Special Dept Expense	4,675	6,894	6,181	5,000	5,000	
5502 Transportation & Travel	0	0	0	0	0	
5195 Utilities Electricisty	51,957	56,758	39,531	60,000	60,000	
<b>Total Services &amp; Supplies</b>	<b>83,898</b>	<b>85,389</b>	<b>102,206</b>	<b>121,456</b>	<b>121,866</b>	<b>0</b>

Fixed Assets

6228 Equipment	0	0	0	0	0	
<b>Total Fixed Assets</b>	<b>0</b>	<b>0</b>	<b>0</b>	<b>0</b>	<b>0</b>	<b>0</b>

<b>BUDGET UNIT TOTAL</b>	<b>198,622</b>	<b>241,060</b>	<b>243,828</b>	<b>264,085</b>	<b>254,182</b>	<b>0</b>
--------------------------	----------------	----------------	----------------	----------------	----------------	----------

Number of Personnel Budgeted	1.5	1.5	1.3	1.55	1.6	1.6
------------------------------	-----	-----	-----	------	-----	-----

STATE CONTROLLER  
COUNTY BUDGET ACT

BUDGET UNIT DETAIL

SCHEDULE 9

COUNTY OF SIERRA  
STATE OF CALIFORNIA  
  
FISCAL YEAR 2017-18

Budget Name  
Function  
Activity  
Fund  
Budget Unit

COUNTY ENGINEER  
General  
Engineer/Surveyor  
General  
0015290

FINANCING USES CLASSIFICATION (1)	2014-15 ACTUAL (2)	2015-16 ACTUAL (3)	2016-17 as of 6/01/17 (4)	2016-17 ADOPTED (7)	2017-18 RECOMMENDED (6)	2017-18 ADOPTED (7)
---	--------------------------	--------------------------	---------------------------------	---------------------------	-------------------------------	---------------------------

Financing Source by Revenue Category

Taxes	0	0	0	0	0	0
Use of Money	0	0	0	0	0	0
Intergovernmental	0	0	0	0	0	0
Licenses Permits & Franchises	0	0	0	0	0	0
Fines, Forfeitures & Penalties	0	0	0	0	0	0
Charges For Services	7,919	5,845	2,828	11,000	11,000	0
Miscellaneous	0	0	0	0	0	0
<b>Total Revenues</b>	<b>7,919</b>	<b>5,845</b>	<b>2,828</b>	<b>11,000</b>	<b>11,000</b>	<b>0</b>

Salaries & Employee Benefits

5000 Regular Salaries						
5001 Extra Help						
5002 Overtime						
5007 Benefits						
<b>Total Salaries &amp; Benefits</b>	<b>0</b>	<b>0</b>	<b>0</b>	<b>0</b>	<b>0</b>	<b>0</b>

Services & Supplies

5106 Insurance	0	0	0			
5120 Communications	0	0	0			
5140 Maintenance Equipment	0	0	0			
5150 Memberships	0	0	0			
5160 Office Expense	0	0	1,102	500	500	
5165 Professional & Specialized	15,557	19,123	12,652	16,585	16,585	
5166 A87 Costs	1,744	715	327	327	1,750	
5168 Admin from DPW	1,695	986	941	500	500	
5187 Special Dept Expense	0	0	0	1,500	1,500	
5502 Transportation & Travel	0	0	0			
<b>Total Services &amp; Supplies</b>	<b>18,996</b>	<b>20,824</b>	<b>15,022</b>	<b>19,412</b>	<b>20,835</b>	<b>0</b>

Fixed Assets

6228 Equipment	0	0	0			
<b>Total Fixed Assets</b>	<b>0</b>	<b>0</b>	<b>0</b>	<b>0</b>	<b>0</b>	<b>0</b>

<b>BUDGET UNIT TOTAL</b>	<b>18,996</b>	<b>20,824</b>	<b>15,022</b>	<b>19,412</b>	<b>20,835</b>	<b>0</b>
--------------------------	---------------	---------------	---------------	---------------	---------------	----------

Number of Personnel Budgeted

STATE CONTROLLER  
COUNTY BUDGET ACT

BUDGET UNIT DETAIL

SCHEDULE 9

COUNTY OF SIERRA  
STATE OF CALIFORNIA  
  
FISCAL YEAR 2017-18

Budget Name  
Function  
Activity  
Fund  
Budget Unit  
  
**COURTS**  
General  
Judicial  
**General**  
**0015360**

FINANCING USES CLASSIFICATION (1)	2014-15 ACTUAL (2)	2015-16 ACTUAL (3)	2016-17 as of 6/01/17 (4)	2016-17 ADOPTED (7)	2017-18 RECOMMENDED (6)	2017-18 ADOPTED (7)
---	--------------------------	--------------------------	---------------------------------	---------------------------	-------------------------------	---------------------------

Financing Source by Revenue Category

Taxes	0	0	0	0	0	0
Use of Money	0	0	0	0	0	0
Intergovernmental	0	0	0	0	0	0
Licenses Permits & Franchises	0	0	0	0	0	0
Fines, Forfeitures & Penalties	53,559	82,463	37,282	70,000	70,000	0
Charges For Services	0	0	0	0	0	0
Miscellaneous	0	0	0	0	0	0
<b>Total Revenues</b>	<b>53,559</b>	<b>82,463</b>	<b>37,282</b>	<b>70,000</b>	<b>70,000</b>	<b>0</b>

Salaries & Employee Benefits

5000 Regular Salaries						
5001 Extra Help						
5002 Overtime						
5007 Benefits	1,361	1,184	1,189	1,297	1,321	
<b>Total Salaries &amp; Benefits</b>	<b>1,361</b>	<b>1,184</b>	<b>1,189</b>	<b>1,297</b>	<b>1,321</b>	<b>0</b>

Services & Supplies

5106 Insurance	0	0	0			
5120 Communications	0	0	38			
5140 Maintenance Equipment	0	0	0			
5150 Memberships	0	0	0			
5165 Professional & Specialized CFP	15,000	15,000	15,000	15,000	14,999	
5166 A87 Costs	1,848	2,379	2,119	2,119	1,641	
Sexually Violent Predator	0	0	0	5,000	5,000	
5187 Special Dept Expense MURDER						
5187 Special Dept Expense STATE	72,322	75,076	71,728	76,000	76,000	
<b>Total Services &amp; Supplies</b>	<b>89,170</b>	<b>92,455</b>	<b>88,884</b>	<b>98,119</b>	<b>97,640</b>	<b>0</b>

Fixed Assets

6228 Equipment	0					
<b>Total Fixed Assets</b>	<b>0</b>	<b>0</b>	<b>0</b>	<b>0</b>	<b>0</b>	<b>0</b>

<b>BUDGET UNIT TOTAL</b>	<b>90,531</b>	<b>93,640</b>	<b>90,073</b>	<b>99,416</b>	<b>98,961</b>	<b>0</b>
--------------------------	---------------	---------------	---------------	---------------	---------------	----------

Number of Personnel Budgeted

As of January 1, 1998 the Courts are independent of the County pursuant to AB233.  
As of July 2000 the Court and the County entered into a contract where the County pays a flat fee.

STATE CONTROLLER  
COUNTY BUDGET ACT

BUDGET UNIT DETAIL

SCHEDULE 9

COUNTY OF SIERRA  
STATE OF CALIFORNIA  
  
FISCAL YEAR 2017-18

Budget Name  
Function  
Activity  
Fund  
Budget Unit

**DISTRICT ATTORNEY**  
General  
Judicial  
**General**  
**0015370**

\*

FINANCING USES CLASSIFICATION (1)	2014-15 ACTUAL (2)	2015-16 ACTUAL (3)	2016-17 as of 6/01/17 (4)	2016-17 ADOPTED (7)	2017-18 RECOMMENDED (6)	2017-18 ADOPTED (7)
---	--------------------------	--------------------------	---------------------------------	---------------------------	-------------------------------	---------------------------

**Financing Source by Revenue Category**

Taxes	0	0	0		0	
Use of Money	0	0	0		0	
Intergovernmental	0	0	0	0	0	0
Licenses Permits & Franchises	0	0	0		0	
Fines, Forfeitures & Penalties	0	0	0		0	
Charges For Services	0	0	0		0	
Miscellaneous	0	0	0		0	
<b>Total Revenues</b>	<b>0</b>	<b>0</b>	<b>0</b>	<b>0</b>	<b>0</b>	<b>0</b>

**Salaries & Employee Benefits**

5000 Regular Salaries	133,605	125,733	127,077	136,850	157,556	
5001 Extra Help	0	0	0	0	0	
5002 Overtime	0	0	0			
5007 Benefits	65,276	61,899	63,362	71,714	80,346	
<b>Total Salaries &amp; Benefits</b>	<b>198,881</b>	<b>187,633</b>	<b>190,439</b>	<b>208,564</b>	<b>237,903</b>	<b>0</b>

**Services & Supplies**

5106 Insurance	1,545	1,446	1,441	1,441	19,915	
5120 Communications	0	1,513	1,219	543	805	
5240 Maintenance Equipment	186	4,558	1,683	1,942	1,894	
5150 Memberships	2,253	2,313	2,278	2,117	2,017	
5160 Office Expense	6,384	1,889	518	3,633	2,590	
5165 Professional & Specialized	0	6,479	56	16,439	16,439	
5166 A87 Costs	22,481	17,966	17,802	17,706	23,823	
5174 Publications & Legal Notices	0	0	0	0	0	
5180 Rents & Leases - Building	0	0	0	6,000	6,000	
5187 Special Dept Expense	2,881	181	2,370	1,405	1,600	
5502 Transportation & Travel	4,740	2,100	3,442	3,337	3,030	
<b>Total Services &amp; Supplies</b>	<b>40,470</b>	<b>38,445</b>	<b>30,808</b>	<b>54,564</b>	<b>78,112</b>	<b>0</b>

**Fixed Assets**

6228 Equipment	0	0	0			
<b>Total Fixed Assets</b>	<b>0</b>	<b>0</b>	<b>0</b>	<b>0</b>	<b>0</b>	<b>0</b>

<b>BUDGET UNIT TOTAL</b>	<b>239,351</b>	<b>226,077</b>	<b>221,247</b>	<b>263,128</b>	<b>316,015</b>	<b>0</b>
--------------------------	----------------	----------------	----------------	----------------	----------------	----------

Number of Personnel Budgeted	1.6	1.4	1.4	1.4	1.4	1.4
------------------------------	-----	-----	-----	-----	-----	-----

STATE CONTROLLER  
COUNTY BUDGET ACT

BUDGET UNIT DETAIL

SCHEDULE 9

COUNTY OF SIERRA  
STATE OF CALIFORNIA  
  
FISCAL YEAR 2017-18

Budget Name  
Function  
Activity  
Fund  
Budget Unit

**PUBLIC DEFENDER**  
General  
Judicial  
**General**  
**0015380**

FINANCING USES CLASSIFICATION (1)	2014-15 ACTUAL (2)	2015-16 ACTUAL (3)	2016-17 as of 6/01/17 (4)	2016-17 ADOPTED (7)	2017-18 RECOMMENDED (6)	2017-18 ADOPTED (7)
---	--------------------------	--------------------------	---------------------------------	---------------------------	-------------------------------	---------------------------

**Financing Source by Revenue Category**

Taxes	0	0	0	0	0	0
Use of Money	0	0	0	0	0	0
Intergovernmental	0	0	0	0	0	0
Licenses Permits & Franchises	0	0	0	0	0	0
Fines, Forfeitures & Penalties	0	0	0	0	0	0
Charges For Services	28,601	19,483	8,652	18,000	18,000	0
Miscellaneous	0	0	0	0	0	0
<b>Total Revenues</b>	<b>28,601</b>	<b>19,483</b>	<b>8,652</b>	<b>18,000</b>	<b>18,000</b>	<b>0</b>

**Salaries & Employee Benefits**

5000 Regular Salaries						
5001 Extra Help						
5002 Overtime						
5007 Benefits						
<b>Total Salaries &amp; Benefits</b>	<b>0</b>	<b>0</b>	<b>0</b>	<b>0</b>	<b>0</b>	<b>0</b>

**Services & Supplies**

5106 Insurance	0	0	0			
5120 Communications	0	0	0			
5140 Maintenance Equipment	0	0	0			
5150 Memberships	0	0	0			
5160 Office Expense	0	0	0			
5166 A87 Costs	3,013	2,052	1,279	1,279	2,056	
5187 Special Dept Expense Murder	0	0	0			
5502 Transportation & Travel	0	0	0			
6051 Prof & Specialized Contract	64,056	77,217	71,004	71,000	76,800	
6052 Prof & Specialized Criminal	12,174	18,793	9,052	26,000	26,000	
<b>Total Services &amp; Supplies</b>	<b>79,243</b>	<b>98,062</b>	<b>81,335</b>	<b>98,279</b>	<b>104,856</b>	<b>0</b>

**Fixed Assets**

6228 Equipment						
<b>Total Fixed Assets</b>	<b>0</b>	<b>0</b>	<b>0</b>	<b>0</b>	<b>0</b>	<b>0</b>

<b>BUDGET UNIT TOTAL</b>	<b>79,243</b>	<b>98,062</b>	<b>81,335</b>	<b>98,279</b>	<b>104,856</b>	<b>0</b>
--------------------------	---------------	---------------	---------------	---------------	----------------	----------

Number of Personnel Budgeted



STATE CONTROLLER  
COUNTY BUDGET ACT

BUDGET UNIT DETAIL

SCHEDULE 9

COUNTY OF SIERRA  
STATE OF CALIFORNIA  
  
FISCAL YEAR 2017-18

Budget Name  
Function  
Activity  
Fund  
Budget Unit

**LAW LIBRARY**  
General  
Judicial  
**General**  
**0015390**

FINANCING USES CLASSIFICATION (1)	2014-15 ACTUAL (2)	2015-16 ACTUAL (3)	2016-17 as of 6/01/17 (4)	2016-17 ADOPTED (7)	2017-18 RECOMMENDED (6)	2017-18 ADOPTED (7)
---	--------------------------	--------------------------	---------------------------------	---------------------------	-------------------------------	---------------------------

**Financing Source by Revenue Category**

Taxes	0	0	0	0	0	0
Use of Money	0	0	0	0	0	0
Intergovernmental	0	0	0	0	0	0
Licenses Permits & Franchises	0	0	0	0	0	0
Fines, Forfeitures & Penalties	0	0	0	0	0	0
Charges For Services	828	720	688	1,500	1,500	0
Miscellaneous	0	0	0	0	0	0
<b>Total Revenues</b>	<b>828</b>	<b>720</b>	<b>688</b>	<b>1,500</b>	<b>1,500</b>	<b>0</b>

**Salaries & Employee Benefits**

5000 Regular Salaries						
5001 Extra Help						
5002 Overtime						
5007 Benefits						
<b>Total Salaries &amp; Benefits</b>	<b>0</b>	<b>0</b>	<b>0</b>	<b>0</b>	<b>0</b>	<b>0</b>

**Services & Supplies**

5106 Insurance						
5120 Communications						
5140 Maintenance Equipment						
5150 Memberships						
5160 Office Expense						
5165 Professional & Specialized						
5166 A87 Costs	187	(848)	(263)	(263)	(6)	
5174 Publications & Legal Notices						
5187 Special Dept Expense	0	0	0			
5502 Transportation & Travel						
<b>Total Services &amp; Supplies</b>	<b>187</b>	<b>(848)</b>	<b>(263)</b>	<b>(263)</b>	<b>(6)</b>	<b>0</b>

**Fixed Assets**

6228 Equipment						
<b>Total Fixed Assets</b>	<b>0</b>	<b>0</b>	<b>0</b>	<b>0</b>	<b>0</b>	<b>0</b>

<b>BUDGET UNIT TOTAL</b>	<b>187</b>	<b>(848)</b>	<b>(263)</b>	<b>(263)</b>	<b>(6)</b>	<b>0</b>
--------------------------	------------	--------------	--------------	--------------	------------	----------

Number of Personnel Budgeted

STATE CONTROLLER  
COUNTY BUDGET ACT

BUDGET UNIT DETAIL

SCHEDULE 9

COUNTY OF SIERRA  
STATE OF CALIFORNIA  
  
FISCAL YEAR 2017-18

Budget Name  
Function  
Activity  
Fund  
Budget Unit  
  
**GRAND JURY**  
General  
Judicial  
**General**  
**0015400**

FINANCING USES CLASSIFICATION (1)	2014-15 ACTUAL (2)	2015-16 ACTUAL (3)	2016-17 as of 6/01/17 (4)	2016-17 ADOPTED (7)	2017-18 RECOMMENDED (6)	2017-18 ADOPTED (7)
---	--------------------------	--------------------------	---------------------------------	---------------------------	-------------------------------	---------------------------

Financing Source by Revenue Category

Taxes	0	0	0	0	0	0
Use of Money	0	0	0	0	0	0
Intergovernmental	0	0	0	0	0	0
Licenses Permits & Franchises	0	0	0	0	0	0
Fines, Forfeitures & Penalties	0	0	0	0	0	0
Charges For Services	0	0	0	0	0	0
Miscellaneous	0	0	0	0	0	0
<b>Total Revenues</b>	<b>0</b>	<b>0</b>	<b>0</b>	<b>0</b>	<b>0</b>	<b>0</b>

Salaries & Employee Benefits

5000 Regular Salaries						
5001 Extra Help						
5002 Overtime						
5007 Benefits						
<b>Total Salaries &amp; Benefits</b>	<b>0</b>	<b>0</b>	<b>0</b>	<b>0</b>	<b>0</b>	<b>0</b>

Services & Supplies

5106 Insurance						
5120 Communications						
5140 Maintenance Equipment						
5150 Memberships						
5160 Office Expense						
5165 Professional & Specialized						
5166 A87 Costs	3,436	1,391	2,434	2,434	2,650	
5174 Publications & Legal Notices						
5187 Special Dept Expense						
5136 Transportation & Travel	9,830	7,392	5,096	15,000	15,000	
<b>Total Services &amp; Supplies</b>	<b>13,266</b>	<b>8,783</b>	<b>7,530</b>	<b>17,434</b>	<b>17,650</b>	<b>0</b>

Fixed Assets

6228 Equipment	0					
<b>Total Fixed Assets</b>	<b>0</b>	<b>0</b>	<b>0</b>	<b>0</b>	<b>0</b>	<b>0</b>

<b>BUDGET UNIT TOTAL</b>	<b>13,266</b>	<b>8,783</b>	<b>7,530</b>	<b>17,434</b>	<b>17,650</b>	<b>0</b>
--------------------------	---------------	--------------	--------------	---------------	---------------	----------

Number of Personnel Budgeted

STATE CONTROLLER  
COUNTY BUDGET ACT

BUDGET UNIT DETAIL

SCHEDULE 9

COUNTY OF SIERRA  
STATE OF CALIFORNIA  
  
FISCAL YEAR 2017-18

Budget Name  
Function  
Activity  
Fund  
Budget Unit  
  
CLERK-RECORDER  
General  
Judicial/Other  
General  
0015430

FINANCING USES CLASSIFICATION (1)	2014-15 ACTUAL (2)	2015-16 ACTUAL (3)	2016-17 as of 6/01/17 (4)	2016-17 ADOPTED (7)	2017-18 RECOMMENDED (6)	2017-18 ADOPTED (7)
---	--------------------------	--------------------------	---------------------------------	---------------------------	-------------------------------	---------------------------

Financing Source by Revenue Category

Taxes	0	0	0	0	0	0
Use of Money	0	0	0	0	0	0
Intergovernmental	0	0	0	0	0	0
Licenses Permits & Franchises	0	0	0	0	0	0
Fines, Forfeitures & Penalties	0	0	0	0	0	0
Charges For Services	39,501	38,784	46,422	41,600	43,000	0
Miscellaneous	0	0	0	0	0	0
<b>Total Revenues</b>	<b>39,501</b>	<b>38,784</b>	<b>46,422</b>	<b>41,600</b>	<b>43,000</b>	<b>0</b>

Salaries & Employee Benefits

5000 Regular Salaries	184,180	197,400	201,420	196,889	212,541	
5001 Extra Help	0	0	0	0	0	
5002 Overtime	0	0	202			
5007 Benefits	108,241	111,872	115,757	122,874	125,624	
<b>Total Salaries &amp; Benefits</b>	<b>292,421</b>	<b>309,272</b>	<b>317,378</b>	<b>319,764</b>	<b>338,165</b>	<b>0</b>

Services & Supplies

5106 Insurance	1,668	1,710	1,660	1,660	1,647	
5120 Communications	0	0	0	0	0	
5140 Maintenance Equipment	0	0	0	0	0	
5150 Memberships	650	700	1,025	602	784	
5160 Office Expense	3,570	4,517	3,208	3,623	3,728	
5165 Professional & Specialized	238	0	0	72	79	
5166 A87 Costs	50,793	50,638	48,871	48,871	54,556	
5174 Publications & Legal Notices	0	0	0	0	0	
5187 Special Dept Expense	1,237	838	196	1,059	750	
5502 Transportation & Travel	581	772	645	645	660	
<b>Total Services &amp; Supplies</b>	<b>58,738</b>	<b>59,176</b>	<b>55,605</b>	<b>56,531</b>	<b>62,203</b>	<b>0</b>

Fixed Assets

6228 Equipment	0	0	0			
<b>Total Fixed Assets</b>	<b>0</b>	<b>0</b>	<b>0</b>	<b>0</b>	<b>0</b>	<b>0</b>

<b>BUDGET UNIT TOTAL</b>	<b>351,159</b>	<b>368,448</b>	<b>372,984</b>	<b>376,295</b>	<b>400,368</b>	<b>0</b>
--------------------------	----------------	----------------	----------------	----------------	----------------	----------

Number of Personnel Budgeted	3.0	3.0	3.0	3.0	3.0	3.0
------------------------------	-----	-----	-----	-----	-----	-----

STATE CONTROLLER  
COUNTY BUDGET ACT

BUDGET UNIT DETAIL

SCHEDULE 9

COUNTY OF SIERRA  
STATE OF CALIFORNIA  
  
FISCAL YEAR 2017-18

Budget Name  
Function  
Activity  
Fund  
Budget Unit  
  
SHERIFF-CORONER  
Public Protection  
Police Protection  
General  
0015450

FINANCING USES CLASSIFICATION (1)	2014-15 ACTUAL (2)	2015-16 ACTUAL (3)	2016-17 as of 6/01/17 (4)	2016-17 ADOPTED (7)	2017-18 RECOMMENDED (6)	2017-18 ADOPTED (7)
<b>Financing Source by Revenue Category</b>						
Taxes	0	0	0	0	0	0
Use of Money	0	0	0	0	0	0
Intergovernmental	0	0	0	0	0	0
Licenses Permits & Franchises	0	0	0	0	0	0
Fines, Forfeitures & Penalties	0	0	0	0	0	0
Charges For Services	72,173	80,591	84,439	80,000	80,000	0
Miscellaneous	0	0	0	0	0	0
<b>Total Revenues</b>	<b>72,173</b>	<b>80,591</b>	<b>84,439</b>	<b>80,000</b>	<b>80,000</b>	<b>0</b>
<b>Salaries &amp; Employee Benefits</b>						
5000 Regular Salaries	994,409	949,555	1,055,372	1,068,539	1,122,980	
5001 Extra Help	21,879	23,586	6,918	50,000	50,000	
5002 Overtime	84,202	81,807	96,528	86,194	86,194	
5003 Uniform Allowance	9,938	10,187	10,908	10,825	11,200	
5007 Benefits	711,167	818,218	911,995	945,812	941,104	
<b>Total Salaries &amp; Benefits</b>	<b>1,821,594</b>	<b>1,883,353</b>	<b>2,081,720</b>	<b>2,161,370</b>	<b>2,211,478</b>	<b>0</b>
<b>Services &amp; Supplies</b>						
5101 Medical, Dental & Lab Sup	0	0	0	24	0	
5106 Insurance	199,804	200,781	224,815	224,815	34,042	
5120 Communications	28,478	19,860	28,405	15,000	15,000	
5239 Maintenance Fuel & Oil	54,241	43,747	37,776	80,000	80,000	
5240 Maintenance Equipment	3,398	5,331	2,631	3,500	3,500	
5241 Maintenance Vehicles	29,868	16,994	24,616	22,000	22,000	
5242 Maintenance Communications Equip	14,261	13,184	4,559	25,000	25,000	
5150 Memberships	1,707	1,420	2,022	1,500	1,500	
5160 Office Expense	11,701	13,957	15,669	13,488	12,971	
5165 Professional & Specialized	31,444	40,870	45,569	35,353	36,999	
5166 A87 Costs	226,001	219,350	288,585	288,585	305,022	
5174 Publications & Legal Notices	512	229	920	559	521	
5170 Outside County Council	55	0	0	16	17	
5175 Rent Equipment	3,970	0	0	1,779	1,246	
5187 Special Dept Expense	5,979	17,273	10,855	22,000	22,000	
5502 Transportation & Travel	13,314	3,159	23,168	30,000	30,000	
5195 Utilities	7,014	6,977	5,575	7,000	7,000	
<b>Total Services &amp; Supplies</b>	<b>631,746</b>	<b>603,133</b>	<b>715,167</b>	<b>770,619</b>	<b>596,818</b>	<b>0</b>
<b>Other Charges</b>						
6001 Range Program	0	0	0			
6002 Search & Rescue	0	0	0			
7724 Other	0	0	0			
<b>Total Other Charges</b>	<b>0</b>	<b>0</b>	<b>0</b>	<b>0</b>	<b>0</b>	<b>0</b>
<b>Fixed Assets</b>						
6228 Equipment	0	0	0			
6229 Vehicles	0	0	100,397			
<b>Total Fixed Assets</b>	<b>0</b>	<b>0</b>	<b>100,397</b>	<b>0</b>	<b>0</b>	<b>0</b>
<b>BUDGET UNIT TOTAL</b>	<b>2,453,340</b>	<b>2,486,486</b>	<b>2,897,283</b>	<b>2,931,990</b>	<b>2,808,296</b>	<b>0</b>
Number of Personnel Budgeted	17.0	16.0	17.0	17.0	17.0	17.0

STATE CONTROLLER  
COUNTY BUDGET ACT

BUDGET UNIT DETAIL

SCHEDULE 9

COUNTY OF SIERRA  
STATE OF CALIFORNIA  
  
FISCAL YEAR 2017-18

Budget Name  
Function  
Activity  
Fund  
Budget Unit  
  
**MARINE PATROL**  
Public Protection  
Police Protection  
**General**  
**0015460**

FINANCING USES CLASSIFICATION (1)	2014-15 ACTUAL (2)	2015-16 ACTUAL (3)	2016-17 as of 6/01/17 (4)	2016-17 ADOPTED (7)	2017-18 RECOMMENDED (6)	2017-18 ADOPTED (7)
<b>Financing Source by Revenue Category</b>						
Taxes	0	0	0		0	
Use of Money	0	0	0		0	
Intergovernmental	24,268	2,694	12,670	77,788	57,088	0
Licenses Permits & Franchises	0	0	0		0	
Fines, Forfeitures & Penalties	0	0	0		0	
Charges For Services	0	0	0		0	
Miscellaneous	0	0	0		0	
<b>Total Revenues</b>	<b>24,268</b>	<b>2,694</b>	<b>12,670</b>	<b>77,788</b>	<b>57,088</b>	<b>0</b>
<b>Salaries &amp; Employee Benefits</b>						
5000 Regular Salaries	1,694	0	451	15,255	15,680	
5001 Extra Help	0	0	0	12,030	12,030	
5002 Overtime	7,067	1,016	4,342	475	475	
5003 Uniform Allowance	0	0	0	466	466	
5007 Benefits	3,458	4,079	5,248	12,993	11,990	
<b>Total Salaries &amp; Benefits</b>	<b>12,219</b>	<b>5,095</b>	<b>10,042</b>	<b>41,219</b>	<b>40,641</b>	<b>0</b>
<b>Services &amp; Supplies</b>						
5106 Insurance	309	0	321	321	341	
5139 Maintenance Fuel & Oil	0	0	0	0	0	
5240 Maintenance Equipment	936	1,190	223	5,800	3,416	
5160 Office Expense	58	0	0	105	84	
5165 Professional & Specialized	468	0	0	851	680	
5166 A87 Costs	879	(298)	140	140	(192)	
5180 Rent	1,200	0	2,970	4,371	6,065	
5187 Special Dept Expense	0	186	3,976	480	6,054	
5502 Transportation & Travel	0	0	0	0	0	
<b>Total Services &amp; Supplies</b>	<b>3,849</b>	<b>1,078</b>	<b>7,631</b>	<b>12,069</b>	<b>16,447</b>	<b>0</b>
<b>Fixed Assets</b>						
6229 Vehicle	0	0	22,039	24,500		
<b>Total Fixed Assets</b>	<b>0</b>	<b>0</b>	<b>22,039</b>	<b>24,500</b>	<b>0</b>	<b>0</b>
<b>BUDGET UNIT TOTAL</b>	<b>16,068</b>	<b>6,174</b>	<b>39,711</b>	<b>77,788</b>	<b>57,088</b>	<b>0</b>
Number of Personnel Budgeted	0.3	0.3	0.3	0.0	0.3	0.0

STATE CONTROLLER  
COUNTY BUDGET ACT

BUDGET UNIT DETAIL

SCHEDULE 9

COUNTY OF SIERRA  
STATE OF CALIFORNIA  
  
FISCAL YEAR 2017-18

Budget Name  
Function  
Activity  
Fund  
Budget Unit

**ADA DRUG GRANT - OCJP**  
Public Protection  
Police Protection  
**General**  
**0015470**  
**0015465**

FINANCING USES CLASSIFICATION (1)	2014-15 ACTUAL (2)	2015-16 ACTUAL (3)	2016-17 as of 6/01/17 (4)	2016-17 ADOPTED (7)	2017-18 RECOMMENDED (6)	2017-18 ADOPTED (7)
---	--------------------------	--------------------------	---------------------------------	---------------------------	-------------------------------	---------------------------

Financing Source by Revenue Category

Taxes	0	0	0		0	
Use of Money	0	0	0		0	
Intergovernmental	0	0	0	129,925	0	0
Licenses Permits & Franchises	0	0	0		0	
Fines, Forfeitures & Penalties	0	0	0		0	
Charges For Services	0	0	0		0	
Miscellaneous	0	0	0		0	
<b>Total Revenues</b>	<b>0</b>	<b>0</b>	<b>0</b>	<b>129,925</b>	<b>0</b>	<b>0</b>
5000 Regular Salaries	20,021	249	0	54,416		
5001 Extra Help	0	0	0			
5002 Overtime	8,318	280	0	1,875		
5003 Uniform Allowance	0	0	0	350		
5007 Benefits	13,668	13,665	14,904	39,142		
<b>Total Salaries &amp; Benefits</b>	<b>42,007</b>	<b>14,193</b>	<b>14,904</b>	<b>95,783</b>	<b>0</b>	<b>0</b>
<b>Services &amp; Supplies</b>						
5106 Insurance	368	385	342	342		
5120 Communications	2,362	2,209	2,752	768		
5140 Maintenance Equipment	0	0	0	0		
5239 Maintenance Vehicles	0	0	0	0		
5155 Miscellaneous	0	0	2,640	27,099		
5160 Office Expense	100	0	0	11		
5165 Professional & Specialized	2,500	10,570	680	3,030		
5166 A87 Costs	2,343	1,137	1,239	1,239		
5187 Special Dept Expense	13,338	0	10,095	1,653		
5502 Transportation & Travel	0	0	0	0	0	
<b>Total Services &amp; Supplies</b>	<b>21,011</b>	<b>14,301</b>	<b>17,748</b>	<b>34,142</b>	<b>0</b>	<b>0</b>
<b>Fixed Assets</b>						
6228 Equipment	0	0	0			
<b>Total Fixed Assets</b>	<b>0</b>	<b>0</b>	<b>0</b>			
<b>BUDGET UNIT TOTAL</b>	<b>63,018</b>	<b>28,494</b>	<b>32,652</b>	<b>129,925</b>	<b>0</b>	<b>0</b>
Number of Personnel Budgeted	1.00	1.00	0.80	0.80	0.00	0.00

STATE CONTROLLER  
COUNTY BUDGET ACT

BUDGET UNIT DETAIL

SCHEDULE 9

COUNTY OF SIERRA  
STATE OF CALIFORNIA  
  
FISCAL YEAR 2017-18

Budget Name  
Function  
Activity  
Fund  
Budget Unit

**CAL-GRANT - OCJP DRUGS**  
Public Protection  
Police Protection  
**General**  
**0015475**

FINANCING USES CLASSIFICATION (1)	2014-15 ACTUAL (2)	2015-16 ACTUAL (3)	2016-17 as of 6/01/17 (4)	2016-17 ADOPTED (7)	2017-18 RECOMMENDED (6)	2017-18 ADOPTED (7)
<b>Financing Source by Revenue Category</b>						
Taxes	0	0	0		0	
Use of Money	0	0	0		0	
Intergovernmental	0	0	0	0	0	0
Licenses Permits & Franchises	0	0	0		0	
Fines, Forfeitures & Penalties	0	0	0		0	
Charges For Services	0	0	0		0	
Miscellaneous	0	0	0		0	
<b>Total Revenues</b>	<b>0</b>	<b>0</b>	<b>0</b>	<b>0</b>	<b>0</b>	<b>0</b>
5000 Regular Salaries	0	0	0			
5001 Extra Help	0	0	0			
5002 Overtime	0	0	0			
5003 Uniform Allowance	0	0	0			
5007 Benefits	0	0	0			
<b>Total Salaries &amp; Benefits</b>	<b>0</b>	<b>0</b>	<b>0</b>	<b>0</b>	<b>0</b>	<b>0</b>
<b>Services &amp; Supplies</b>						
5106 Insurance	0	0	0			
5120 Communications	0	0	0			
5242 Maintenance Equipment	0	0	0			
5141 Maintenance Vehicles	0	0	0	0	0	0
5155 Miscellaneous	0	0	0	0	0	0
5160 Office Expense	0	0	0	0	0	0
5165 Professional & Specialized	0	0	0	15,559	0	0
5166 A87 Costs	0	0	0		0	0
5174 Outside County Counsel	0	0	0	0	0	0
5187 Special Dept Expense	0	0	0	0	0	0
5502 Transportation & Travel	0	0	0	0	0	0
<b>Total Services &amp; Supplies</b>	<b>0</b>	<b>0</b>	<b>0</b>	<b>15,559</b>	<b>0</b>	<b>0</b>
<b>Fixed Assets</b>						
6228 Equipment	0	0	0			
<b>6229 Vehicles</b>	<b>0</b>	<b>0</b>	<b>0</b>			
<b>Total Fixed Assets</b>	<b>0</b>	<b>0</b>	<b>0</b>	<b>0</b>	<b>0</b>	<b>0</b>
<b>BUDGET UNIT TOTAL</b>	<b>0</b>	<b>0</b>	<b>0</b>	<b>15,559</b>	<b>0</b>	<b>0</b>

Number of Personnel Budgeted

Salaries & Benefits are budgeted in Sheriff's budget

STATE CONTROLLER  
COUNTY BUDGET ACT

BUDGET UNIT DETAIL

SCHEDULE 9

COUNTY OF SIERRA  
STATE OF CALIFORNIA  
  
FISCAL YEAR 2017-18

Budget Name  
Function  
Activity  
Fund  
Budget Unit  
  
JAIL  
Public Protection  
Detention & Corrections  
General  
0015480

FINANCING USES CLASSIFICATION (1)	2014-15 ACTUAL (2)	2015-16 ACTUAL (3)	2016-17 as of 6/01/17 (4)	2016-17 ADOPTED (7)	2017-18 RECOMMENDED (6)	2017-18 ADOPTED (7)
<b>Financing Source by Revenue Category</b>						
Taxes	0	0	0	0	0	0
Use of Money	0	0	0	0	0	0
Intergovernmental	0	0	0	0	0	0
Licenses Permits & Franchises	0	0	0	0	0	0
Fines, Forfeitures & Penalties	0	0	0	0	0	0
Charges For Services	0	0	0	0	0	0
Miscellaneous	0	0	0	0	0	0
<b>Total Revenues</b>	<b>0</b>	<b>0</b>	<b>0</b>	<b>0</b>	<b>0</b>	<b>0</b>
<b>Salaries &amp; Employee Benefits</b>						
5000 Regular Salaries	0	0	0			
5001 Extra Help	0	0	0			
5002 Overtime	0	0	0			
5007 Benefits W/C	0	0	10,147	10,147	7,632	
<b>Total Salaries &amp; Benefits</b>	<b>0</b>	<b>0</b>	<b>10,147</b>	<b>10,147</b>	<b>7,632</b>	<b>0</b>
<b>Services &amp; Supplies</b>						
5101 Medical, Dental & Lab Sup	41,288	0	0	4,456	(9,726)	
5105 Clothing & Personal Supplies	122	0	0	39	41	
5106 Insurance	1,925	1,941	3,385	3,385	3,357	
5120 Communications	42	0	58	13	34	
5125 Food	10,115	0	8	1,000	1,000	
5131 Jail Supplies	0	0	0	0	0	
5140 Maintenance Equipment	0	0	0	0	0	
5160 Office Expense	32	0	0	10	11	
5165 Professional & Specialized	5,134	42,135	1,340	15,602	16,480	
5166 A87 Costs	55,707	42,137	18,083	18,083	40,092	
5187 Special Dept Expense	550	0	0	742	187	
5502 Transportation & Travel	0	0	0	0	0	
6040 Out of County Incarcerations	43,987	88,977	103,331	87,724	87,724	
<b>Total Services &amp; Supplies</b>	<b>158,902</b>	<b>175,190</b>	<b>126,205</b>	<b>131,055</b>	<b>139,200</b>	<b>0</b>
<b>Fixed Assets</b>						
6228 Equipment	0	0	0			
6026 Building	0	0	0			
<b>Total Fixed Assets</b>	<b>0</b>	<b>0</b>	<b>0</b>	<b>0</b>	<b>0</b>	<b>0</b>
<b>BUDGET UNIT TOTAL</b>	<b>158,902</b>	<b>175,190</b>	<b>136,351</b>	<b>141,202</b>	<b>146,832</b>	<b>0</b>

Number of Personnel Budgeted                      Salaries & Benefits are budgeted in Sheriff's budget



COUNTY OF SIERRA  
STATE OF CALIFORNIA  
  
FISCAL YEAR 2017-18

Budget Name  
Function  
Activity  
Fund  
Budget Unit  
  
**PROBATION**  
Public Protection  
Detention & Corrections  
**General**  
**0015490**

FINANCING USES CLASSIFICATION (1)	2014-15 ACTUAL (2)	2015-16 ACTUAL (3)	2016-17 as of 6/01/17 (4)	2016-17 ADOPTED (7)	2017-18 RECOMMENDED (6)	2017-18 ADOPTED (7)
---	--------------------------	--------------------------	---------------------------------	---------------------------	-------------------------------	---------------------------

**Financing Source by Revenue Category**

Taxes	0	0	0	0	0	0
Use of Money	0	0	0	0	0	0
Intergovernmental	0	41,288	41,288	0	0	0
Licenses Permits & Franchises	0	0	0	0	0	0
Fines, Forfeitures & Penalties	0	0	0	0	0	0
Charges For Services	0	0	0	0	0	0
Miscellaneous	0	0	0	0	0	0
<b>Total Revenues</b>	<b>0</b>	<b>41,288</b>	<b>41,288</b>	<b>0</b>	<b>0</b>	<b>0</b>

**Salaries & Employee Benefits**

5000 Regular Salaries	242,688	266,860	289,862	253,428	302,942	
5001 Extra Help	0	153	0	0	0	
5002 Overtime	1,148	1,683	2,046	10,000	10,000	
5007 Benefits	134,785	159,622	170,116	160,242	166,531	
<b>Total Salaries &amp; Benefits</b>	<b>378,621</b>	<b>428,318</b>	<b>462,024</b>	<b>423,670</b>	<b>479,473</b>	<b>0</b>

**Services & Supplies**

5106 Insurance	1,405	1,652	1,556	1,556	1,543	
5120 Communications	3,054	4,151	2,426	8,486	7,947	
5240 Maintenance Equipment	9,680	5,101	4,071	18,484	15,554	
5150 Memberships	1,009	510	227	1,821	1,441	
5160 Office Expense	8,490	5,912	6,653	18,010	17,373	
5165 Professional & Specialized	3,693	5,594	2,908	9,917	10,063	
5166 A87 Costs	28,029	19,175	25,890	25,890	58,580	
5174 Publications & Legal Notices	0	0	0	0	0	
5238 Utilities LP Gas	2,441	3,672	4,009	9,051	8,352	
5180 Rents & Leases Building	11,603	14,242	12,490	31,566	31,629	
5187 Special Dept Expense	914	1,556	8,861	3,210	8,349	
5502 Transportation & Travel	1,145	958	118	2,631	1,832	
6041 Care of Juvenile Wards	1,260	1,080	0	7,980	7,980	
<b>Total Services &amp; Supplies</b>	<b>72,722</b>	<b>63,604</b>	<b>69,210</b>	<b>138,602</b>	<b>170,643</b>	<b>0</b>

**Fixed Assets**

6228 Equipment	0	0	0			
6229 Vehicles	0	0	0			
<b>Total Fixed Assets</b>	<b>0</b>	<b>0</b>	<b>0</b>	<b>0</b>	<b>0</b>	<b>0</b>

<b>BUDGET UNIT TOTAL</b>	<b>451,342</b>	<b>491,922</b>	<b>531,234</b>	<b>562,271</b>	<b>650,116</b>	<b>0</b>
--------------------------	----------------	----------------	----------------	----------------	----------------	----------

Number of Personnel Budgeted	3.0	3.0	4.0	4.0	4.0	4.0
------------------------------	-----	-----	-----	-----	-----	-----

\* this budget is funded in part by Grants with the rest from the General Fund  
The YOGB grant pays for \$85k in wages & \$32k in expenses above

STATE CONTROLLER  
COUNTY BUDGET ACT

BUDGET UNIT DETAIL

SCHEDULE 9

COUNTY OF SIERRA  
STATE OF CALIFORNIA  
  
FISCAL YEAR 2017-18

Budget Name  
Function  
Activity  
Fund  
Budget Unit

**VICTIM-WITNESS**  
Public Protection  
Other Assistance  
**General**  
**0015510**

FINANCING USES CLASSIFICATION (1)	2014-15 ACTUAL (2)	2015-16 ACTUAL (3)	2016-17 as of 6/01/17 (4)	2016-17 ADOPTED (7)	2017-18 RECOMMENDED (6)	2017-18 ADOPTED (7)
---	--------------------------	--------------------------	---------------------------------	---------------------------	-------------------------------	---------------------------

**Financing Source by Revenue Category**

Taxes	0	0	0	0	0	0
Use of Money	0	0	0	0	0	0
Intergovernmental	53,566	65,400	130,535	160,360	86,753	0
Licenses Permits & Franchises	0	0	0	0	0	0
Fines, Forfeitures & Penalties	0	0	0	0	0	0
Charges For Services	0	0	0	0	0	0
Miscellaneous	0	0	0	0	0	0
<b>Total Revenues</b>	<b>53,566</b>	<b>65,400</b>	<b>130,535</b>	<b>160,360</b>	<b>86,753</b>	<b>0</b>
<b>Salaries &amp; Employee Benefits</b>						
5000 Regular Salaries	28,073	52,677	59,803	51,604	37,800	
5001 Extra Help	0	0	0			
5002 Overtime	0	0	0			
5007 Benefits	21,002	29,983	33,718	32,921	26,248	
<b>Total Salaries &amp; Benefits</b>	<b>49,075</b>	<b>82,661</b>	<b>93,521</b>	<b>84,525</b>	<b>64,048</b>	<b>0</b>
<b>Services &amp; Supplies</b>						
5106 Insurance	228	236	222	222	220	
5120 Communications	1,732	107	1,954	1,712	1,377	
5240 Maintenance Equipment	1,833	46	1,155	2,726	1,102	
5150 Memberships	35	0	0	37	13	
5160 Office Expense	398	999	8,668	1,292	3,654	
5165 Professional & Specialized	0	0	820	0	298	
5166 A87 Costs	3,928	750	1,439	1,439	9,778	
5180 Rents & Leases Building	0	0	0	0	0	
5187 Special Dept Expense	1,927	0	2,394	79,486	4,000	
5502 Transportation & Travel	1,520	58	3,353	2,392	1,790	
5195 Utilities	0	0	0	0	0	
<b>Total Services &amp; Supplies</b>	<b>11,602</b>	<b>2,195</b>	<b>20,005</b>	<b>89,305</b>	<b>22,231</b>	<b>0</b>
<b>Fixed Assets</b>						
6229 Vehicle	0	0	40,061	39,000		
<b>Total Fixed Assets</b>	<b>0</b>	<b>0</b>	<b>40,061</b>	<b>39,000</b>	<b>0</b>	<b>0</b>
<b>BUDGET UNIT TOTAL</b>	<b>60,677</b>	<b>84,856</b>	<b>153,587</b>	<b>212,830</b>	<b>86,280</b>	<b>0</b>

Number of Personnel Budgeted	1.0	1.0	1.0	0.6	1.0	0.7
------------------------------	-----	-----	-----	-----	-----	-----

STATE CONTROLLER  
COUNTY BUDGET ACT

BUDGET UNIT DETAIL

SCHEDULE 9

COUNTY OF SIERRA  
STATE OF CALIFORNIA  
  
FISCAL YEAR 2017-18

Budget Name  
Function  
Activity  
Fund  
Budget Unit

**BUILDING INSPECTION**  
Public Protection  
Protective Inspections  
**General**  
**0015520**

FINANCING USES CLASSIFICATION (1)	2014-15 ACTUAL (2)	2015-16 ACTUAL (3)	2016-17 as of 6/01/17 (4)	2016-17 ADOPTED (7)	2017-18 RECOMMENDED (6)	2017-18 ADOPTED (7)
---	--------------------------	--------------------------	---------------------------------	---------------------------	-------------------------------	---------------------------

**Financing Source by Revenue Category**

Taxes	0	0	0		0	
Use of Money	0	0	0		0	
Intergovernmental	0	0	0		0	
Licenses Permits & Franchises	0	0	0		0	
Fines, Forfeitures & Penalties	0	0	0		0	
Charges For Services	52,601	70,119	44,897	70,000	70,000	0
Miscellaneous	0	0	0		0	
<b>Total Revenues</b>	<b>52,601</b>	<b>70,119</b>	<b>44,897</b>	<b>70,000</b>	<b>70,000</b>	<b>0</b>

**Salaries & Employee Benefits**

5000 Regular Salaries	88,652	96,110	97,966	97,040	104,431	
5001 Extra Help	0	0	0			
5002 Overtime	0	0	0			
5007 Benefits	53,458	63,174	65,232	71,503	73,343	
<b>Total Salaries &amp; Benefits</b>	<b>142,110</b>	<b>159,284</b>	<b>163,198</b>	<b>168,543</b>	<b>177,774</b>	<b>0</b>

**Services & Supplies**

5106 Insurance	895	926	884	884	877	
5120 Communications	24	17	12	300	300	
5240 Maintenance Equipment	3,783	1,568	1,515	2,310	2,310	
5150 Memberships	125	135	135	1,550	1,550	
5160 Office Expense	6,895	7,422	3,523	2,180	2,180	
5165 Professional & Specialized	6,096	10,014	4,290	7,000	7,000	
5166 A87 Costs	25,122	29,652	26,019	26,019	27,636	
5168 Administration from Public Works	403	550	87	200	200	
5174 Publications	15	240	0	1,100	1,100	
5180 Rents & Leases Building	0	0	0			
5187 Special Dept Expense	0	34	2,157	4,000	4,000	
5502 Transportation & Travel	1,429	1,464	704	3,000	3,000	
5195 Utilities	0	0	0			
<b>Total Services &amp; Supplies</b>	<b>44,787</b>	<b>52,023</b>	<b>39,326</b>	<b>48,543</b>	<b>50,152</b>	<b>0</b>

**Fixed Assets**

6228 Equipment	0	0	0			
6229 Vehicle	0	0	0			
<b>Total Fixed Assets</b>	<b>0</b>	<b>0</b>	<b>0</b>	<b>0</b>	<b>0</b>	<b>0</b>

<b>BUDGET UNIT TOTAL</b>	<b>186,897</b>	<b>211,307</b>	<b>202,524</b>	<b>217,086</b>	<b>227,926</b>	<b>0</b>
--------------------------	----------------	----------------	----------------	----------------	----------------	----------

Number of Personnel Budgeted	3	2	2	2	2	2
------------------------------	---	---	---	---	---	---

STATE CONTROLLER  
COUNTY BUDGET ACT

BUDGET UNIT DETAIL

SCHEDULE 9

COUNTY OF SIERRA  
STATE OF CALIFORNIA  
  
FISCAL YEAR 2017-18

Budget Name  
Function  
Activity  
Fund  
Budget Unit

AGRICULTURE COMMISSIONER  
Public Protection  
Protective Inspection  
General  
0015530

FINANCING USES CLASSIFICATION (1)	2014-15 ACTUAL (2)	2015-16 ACTUAL (3)	2016-17 as of 6/01/17 (4)	2016-17 ADOPTED (7)	2017-18 RECOMMENDED (6)	2017-18 ADOPTED (7)
---	--------------------------	--------------------------	---------------------------------	---------------------------	-------------------------------	---------------------------

Financing Source by Revenue Category

Taxes	0	0	0	0	0	0
Use of Money	0	0	0	0	0	0
Intergovernmental	9,674	13,547	19,082	16,500	16,500	0
Licenses Permits & Franchises	0	0	0	0	0	0
Fines, Forfeitures & Penalties	0	0	0	0	0	0
Charges For Services	0	0	0	0	0	0
Miscellaneous	0	0	0	0	0	0
<b>Total Revenues</b>	<b>9,674</b>	<b>13,547</b>	<b>19,082</b>	<b>16,500</b>	<b>16,500</b>	<b>0</b>

Salaries & Employee Benefits

5000 Regular Salaries						
5001 Extra Help						
5002 Overtime						
5007 Benefits						
<b>Total Salaries &amp; Benefits</b>	<b>0</b>	<b>0</b>	<b>0</b>	<b>0</b>	<b>0</b>	<b>0</b>

Services & Supplies

5106 Insurance						
5120 Communications						
5140 Maintenance Equipment						
5150 Memberships						
5160 Office Expense						
5165 Professional & Specialized	26,735	36,319	41,616	45,000	45,000	
5166 A87 Costs	917	709	327	327	622	
5174 Publications & Legal Notices						
5187 Special Dept Expense	0	0	0			
5502 Transportation & Travel						
<b>Total Services &amp; Supplies</b>	<b>27,652</b>	<b>37,028</b>	<b>41,943</b>	<b>45,327</b>	<b>45,622</b>	<b>0</b>

Fixed Assets

6228 Equipment	0	0	0			
<b>Total Fixed Assets</b>	<b>0</b>	<b>0</b>	<b>0</b>	<b>0</b>	<b>0</b>	<b>0</b>

<b>BUDGET UNIT TOTAL</b>	<b>27,652</b>	<b>37,028</b>	<b>41,943</b>	<b>45,327</b>	<b>45,622</b>	<b>0</b>
--------------------------	---------------	---------------	---------------	---------------	---------------	----------

Number of Personnel Budgeted

STATE CONTROLLER  
COUNTY BUDGET ACT

BUDGET UNIT DETAIL

SCHEDULE 9

COUNTY OF SIERRA  
STATE OF CALIFORNIA  
  
FISCAL YEAR 2017-18

Budget Name  
Function  
Activity  
Fund  
Budget Unit

OFFICE OF EMERGENCY SERVICES  
Public Protection  
Other Protection  
General  
0015550

FINANCING USES CLASSIFICATION (1)	2014-15 ACTUAL (2)	2015-16 ACTUAL (3)	2016-17 as of 6/01/17 (4)	2016-17 ADOPTED (7)	2017-18 RECOMMENDED (6)	2017-18 ADOPTED (7)
---	--------------------------	--------------------------	---------------------------------	---------------------------	-------------------------------	---------------------------

Financing Source by Revenue Category

Taxes	0	0	0		0	
Use of Money	0	0	0		0	
Intergovernmental	125,670	127,995	49,750	90,000	90,000	0
Licenses Permits & Franchises	0	0	0		0	
Fines, Forfeitures & Penalties	0	0	0		0	
Charges For Services	0	0	0		0	
Miscellaneous	0	0	0		0	
<b>Total Revenues</b>	<b>125,670</b>	<b>127,995</b>	<b>49,750</b>	<b>90,000</b>	<b>90,000</b>	<b>0</b>

Salaries & Employee Benefits

5000 Regular Salaries	61,625	66,084	68,419	67,909	71,389	
5001 Extra Help	0	0	0			
5002 Overtime	0	0	0			
5007 Benefits	33,374	36,237	37,851	38,712	39,556	
<b>Total Salaries &amp; Benefits</b>	<b>95,000</b>	<b>102,321</b>	<b>106,269</b>	<b>106,621</b>	<b>110,945</b>	<b>0</b>

Services & Supplies

5106 Insurance	356	370	342	342	339	
5120 Communications	0	0	0	25	0	
5130 House Hold	0	0	0	0	0	
5240 Maintenance Equipment	1,206	11,028	3,522	4,651	4,821	
5150 Memberships	75	75	75	50	69	
5160 Office Expense	3,431	3,973	3,082	3,431	3,208	
5165 Professional & Specialized	0	0	0	0	0	
5166 Costs Allocation	10,757	10,889	11,239	11,239	11,176	
5168 Administration from Public Works	3,197	1,782	2,092	2,150	2,163	
5174 Publications & Legal Notices	0	140	0	47	43	
5137 Grants	0	0	0	0	0	
5502 Transportation & Travel	283	617	243	301	350	
<b>Total Services &amp; Supplies</b>	<b>19,306</b>	<b>28,874</b>	<b>20,595</b>	<b>22,235</b>	<b>22,168</b>	<b>0</b>

OTHER

6515 Grants - Inkind Cost*	0	0	0			
<b>Total Fixed Assets</b>	<b>0</b>	<b>0</b>	<b>0</b>	<b>0</b>	<b>0</b>	<b>0</b>

<b>BUDGET UNIT TOTAL</b>	<b>114,306</b>	<b>131,195</b>	<b>126,864</b>	<b>128,856</b>	<b>133,114</b>	<b>0</b>
--------------------------	----------------	----------------	----------------	----------------	----------------	----------

\* This negative represents the amount of grant funds spent on Law Enforcement and is budgeted under the Sheriff's budget.  
There is a \$ for \$ match the county makes from Safety employee costs and volunteers at events.

Number of Personnel Budgeted	0.5	0.5	0.5	0.5	0.5	0.5
------------------------------	-----	-----	-----	-----	-----	-----

STATE CONTROLLER  
COUNTY BUDGET ACT

BUDGET UNIT DETAIL

SCHEDULE 9

COUNTY OF SIERRA  
STATE OF CALIFORNIA  
  
FISCAL YEAR 2017-18

Budget Name  
Function  
Activity  
Fund  
Budget Unit  
  
PLANNING DEPT.  
Public Protection  
Other Protection  
General  
0015560

FINANCING USES CLASSIFICATION (1)	2014-15 ACTUAL (2)	2015-16 ACTUAL (3)	2016-17 as of 6/01/17 (4)	2016-17 ADOPTED (7)	2017-18 RECOMMENDED (6)	2017-18 ADOPTED (7)
---	--------------------------	--------------------------	---------------------------------	---------------------------	-------------------------------	---------------------------

Financing Source by Revenue Category

Taxes	0	0	0		0	
Use of Money	0	0	0		0	
Intergovernmental	0	0	0		0	
Licenses Permits & Franchises	0	0	0		0	
Fines, Forfeitures & Penalties	0	0	0		0	
Charges For Services	5,315	8,496	71,468	15,000	15,000	0
Miscellaneous	0	0	0		0	
<b>Total Revenues</b>	<b>5,315</b>	<b>8,496</b>	<b>71,468</b>	<b>15,000</b>	<b>15,000</b>	<b>0</b>

Salaries & Employee Benefits

5000 Regular Salaries	162,433	187,996	180,577	206,597	211,306	
5001 Extra Help	0	0	0			
5002 Overtime	0	0	0			
5007 Benefits	89,131	104,674	99,897	118,886	120,185	
<b>Total Salaries &amp; Benefits</b>	<b>251,564</b>	<b>292,670</b>	<b>280,474</b>	<b>325,482</b>	<b>331,491</b>	<b>0</b>

Services & Supplies

5106 Insurance	1,104	1,144	1,105	1,105	2,206	
5120 Communications	3	4	844	49	49	
5240 Maintenance Equipment	1,408	3,380	1,237	4,395	4,395	
5150 Memberships	703	1,523	1,678	999	999	
5160 Office Expense	7,263	6,429	4,870	8,628	8,628	
5165 Professional & Specialized	0	8,547	1,966			
5166 A87 Costs	21,169	28,377	46,989	46,989	50,449	
5174 Publications & Legal Notices	643	959	176	1,000	1,000	
5180 Rents	0	0	0	0	0	
5168 Administration from Public Works	2,722	1,839	829	1,600	1,600	
5187 Special Dept Expense	0	2,988	2,500	13,292	13,292	*
5197 Refund	0	0	0			
5502 Transportation & Travel	1,786	1,093	299	2,900	2,900	
5195 Utility	0	0	0			
6042 Planning Commission	2,325	3,700	3,075	5,000	5,000	
6043 Planning Comm. Mileage	445	924	618	1,000	1,000	
<b>Total Services &amp; Supplies</b>	<b>39,571</b>	<b>60,906</b>	<b>66,185</b>	<b>86,957</b>	<b>91,518</b>	<b>0</b>

Fixed Assets

6228 Equipment	0	0	0			
6134 General Plan	0	0	0	73,642	73,642	
<b>Total Fixed Assets</b>	<b>0</b>	<b>0</b>	<b>0</b>	<b>73,642</b>	<b>73,642</b>	<b>0</b>

<b>BUDGET UNIT TOTAL</b>	<b>291,135</b>	<b>353,575</b>	<b>346,659</b>	<b>486,082</b>	<b>496,651</b>	<b>0</b>
--------------------------	----------------	----------------	----------------	----------------	----------------	----------

Number of Personnel Budgeted	3.4	3.4	2.9	2.9	2.9	2.9
------------------------------	-----	-----	-----	-----	-----	-----

\* This includes One-time expenditure Housing Element \$10k, & \$2.5k for RCD

STATE CONTROLLER  
COUNTY BUDGET ACT

BUDGET UNIT DETAIL

SCHEDULE 9

COUNTY OF SIERRA  
STATE OF CALIFORNIA  
  
FISCAL YEAR 2017-18

Budget Name  
Function  
Activity  
Fund  
Budget Unit  
  
LAFCO  
Public Protection  
Other Protection  
General  
0015570

FINANCING USES CLASSIFICATION (1)	2014-15 ACTUAL (2)	2015-16 ACTUAL (3)	2016-17 as of 6/01/17 (4)	2016-17 ADOPTED (7)	2017-18 RECOMMENDED (6)	2017-18 ADOPTED (7)
---	--------------------------	--------------------------	---------------------------------	---------------------------	-------------------------------	---------------------------

Financing Source by Revenue Category

Taxes	0	0	0	0	0	0
Use of Money	0	0	0	0	0	0
Intergovernmental	0	0	0	0	0	0
Licenses Permits & Franchises	0	0	0	0	0	0
Fines, Forfeitures & Penalties	0	0	0	0	0	0
Charges For Services	0	0	0	0	0	0
Miscellaneous	0	0	0	0	0	0
<b>Total Revenues</b>	<b>0</b>	<b>0</b>	<b>0</b>	<b>0</b>	<b>0</b>	<b>0</b>

Salaries & Employee Benefits

5000 Regular Salaries						
5001 Extra Help						
5002 Overtime						
5007 Benefits			0			
<b>Total Salaries &amp; Benefits</b>	<b>0</b>	<b>0</b>	<b>0</b>	<b>0</b>	<b>0</b>	<b>0</b>

Services & Supplies

5106 Insurance	0	0	0			
5120 Communications	0	0	0			
5140 Maintenance Equipment	0	0	0			
5150 Memberships	807	0	0	1,000	1,000	
5160 Office Expense	0	0	0	93	93	
5165 Professional & Specialized	0	0	0			
5166 A87 Costs	(98)	(93)	26	26	(8)	
5168 Administration from Public Works	0	0	0			
5174 Publications & Legal Notices	0	0	0			
5187 Special Dept Expense	0	0	0		5,000	
5502 Transportation & Travel	0	0	0			
<b>Total Services &amp; Supplies</b>	<b>709</b>	<b>(93)</b>	<b>26</b>	<b>1,119</b>	<b>6,085</b>	<b>0</b>

Fixed Assets

6228 Equipment	0	0	0			
<b>Total Fixed Assets</b>	<b>0</b>	<b>0</b>	<b>0</b>	<b>0</b>	<b>0</b>	<b>0</b>

<b>BUDGET UNIT TOTAL</b>	<b>709</b>	<b>(93)</b>	<b>26</b>	<b>1,119</b>	<b>6,085</b>	<b>0</b>
--------------------------	------------	-------------	-----------	--------------	--------------	----------

Number of Personnel Budgeted

STATE CONTROLLER  
COUNTY BUDGET ACT

BUDGET UNIT DETAIL

SCHEDULE 9

COUNTY OF SIERRA  
STATE OF CALIFORNIA  
  
FISCAL YEAR 2017-18

Budget Name  
Function  
Activity  
Fund  
Budget Unit

**ANIMAL CONTROL**  
Public Protection  
Other Protection  
**General**  
**0015650**

FINANCING USES CLASSIFICATION (1)	2014-15 ACTUAL (2)	2015-16 ACTUAL (3)	2016-17 as of 6/01/17 (4)	2016-17 ADOPTED (7)	2017-18 RECOMMENDED (6)	2017-18 ADOPTED (7)
---	--------------------------	--------------------------	---------------------------------	---------------------------	-------------------------------	---------------------------

Financing Source by Revenue Category

Taxes	0	0	0		0	
Use of Money	0	0	0		0	
Intergovernmental	0	0	0		0	
Licenses Permits & Franchises	0	0	0	1,300	1,300	0
Fines, Forfeitures & Penalties	0	0	0		0	
Charges For Services	0	0	0		0	
Miscellaneous	0	0	0		0	
<b>Total Revenues</b>	<b>0</b>	<b>0</b>	<b>0</b>	<b>1,300</b>	<b>1,300</b>	<b>0</b>

Salaries & Employee Benefits

5000 Regular Salaries	0	0	0			*
5001 Extra Help	0	0	0			
5002 Overtime	0	0	0			
5007 Benefits	680	592	594	648	660	
<b>Total Salaries &amp; Benefits</b>	<b>680</b>	<b>592</b>	<b>594</b>	<b>648</b>	<b>660</b>	<b>0</b>

Services & Supplies

5106 Insurance	0	0	0	0	0	0
5120 Communications	0	0	0			
5140 Maintenance Equipment	0	0	0			
5150 Memberships	0	0	0			
5160 Office Expense	0	0	0			
5165 Professional & Specialized	5,000	6,500	1,500	7,000	7,000	
5166 A87 Costs	207	(167)	153	153	303	
5174 Publications & Legal Notices	0	0	0			
5187 Special Dept Expense	0	0	0			
5502 Transportation & Travel	0	0	0			
<b>Total Services &amp; Supplies</b>	<b>5,207</b>	<b>6,333</b>	<b>1,653</b>	<b>7,153</b>	<b>7,303</b>	<b>0</b>

Fixed Assets

6228 Equipment	0	0	0			
<b>Total Fixed Assets</b>	<b>0</b>	<b>0</b>	<b>0</b>	<b>0</b>	<b>0</b>	<b>0</b>

<b>BUDGET UNIT TOTAL</b>	<b>5,887</b>	<b>6,925</b>	<b>2,247</b>	<b>7,801</b>	<b>7,963</b>	<b>0</b>
--------------------------	--------------	--------------	--------------	--------------	--------------	----------

Number of Personnel Budgeted

\* Predator Control



STATE CONTROLLER  
COUNTY BUDGET ACT

BUDGET UNIT DETAIL

SCHEDULE 9

COUNTY OF SIERRA  
STATE OF CALIFORNIA  
  
FISCAL YEAR 2017-18

Budget Name  
Function  
Activity  
Fund  
Budget Unit

COUNTY FREE LIBRARY  
Education  
Library  
General  
0015900

FINANCING USES CLASSIFICATION (1)	2014-15 ACTUAL (2)	2015-16 ACTUAL (3)	2016-17 as of 6/01/17 (4)	2016-17 ADOPTED (7)	2017-18 RECOMMENDED (6)	2017-18 ADOPTED (7)
---	--------------------------	--------------------------	---------------------------------	---------------------------	-------------------------------	---------------------------

Financing Source by Revenue Category

Taxes	0	0	0	0	0	0
Use of Money	0	0	0	0	0	0
Intergovernmental	0	0	0	0	0	0
Licenses Permits & Franchises	0	0	0	0	0	0
Fines, Forfeitures & Penalties	0	0	0	0	0	0
Charges For Services	0	0	0	0	0	0
Miscellaneous	0	0	0	0	0	0
<b>Total Revenues</b>	<b>0</b>	<b>0</b>	<b>0</b>	<b>0</b>	<b>0</b>	<b>0</b>

Salaries & Employee Benefits

5000 Regular Salaries						
5001 Extra Help						
5002 Overtime						
5007 Benefits						
<b>Total Salaries &amp; Benefits</b>	<b>0</b>	<b>0</b>	<b>0</b>	<b>0</b>	<b>0</b>	<b>0</b>

Services & Supplies

5106 Insurance	0	0	0			
5120 Communications	0	0	0			
5140 Maintenance Equipment	0	0	0			
5150 Memberships	0	0	0			
5160 Office Expense	0	0	0			
5165 Professional & Specialized	21,255	21,186	23,000	23,000	23,000	
5166 A87 Costs	480	500	462	462	352	
6403 Local Library	0	0	0			
	0	0	0			
	0	0	0			
<b>Total Services &amp; Supplies</b>	<b>21,735</b>	<b>21,686</b>	<b>23,462</b>	<b>23,462</b>	<b>23,352</b>	<b>0</b>

Fixed Assets

6228 Equipment	0	0	0			
<b>Total Fixed Assets</b>	<b>0</b>	<b>0</b>	<b>0</b>	<b>0</b>	<b>0</b>	<b>0</b>

<b>BUDGET UNIT TOTAL</b>	<b>21,735</b>	<b>21,686</b>	<b>23,462</b>	<b>23,462</b>	<b>23,352</b>	<b>0</b>
--------------------------	---------------	---------------	---------------	---------------	---------------	----------

Number of Personnel Budgeted

STATE CONTROLLER  
COUNTY BUDGET ACT

BUDGET UNIT DETAIL

SCHEDULE 9

COUNTY OF SIERRA  
STATE OF CALIFORNIA  
  
FISCAL YEAR 2017-18

Budget Name  
Function  
Activity  
Fund  
Budget Unit

**FARM ADVISOR**  
Education  
Agricultural Education  
**General**  
**0015910**

FINANCING USES CLASSIFICATION (1)	2014-15 ACTUAL (2)	2015-16 ACTUAL (3)	2016-17 as of 6/01/17 (4)	2016-17 ADOPTED (7)	2017-18 RECOMMENDED (6)	2017-18 ADOPTED (7)
---	--------------------------	--------------------------	---------------------------------	---------------------------	-------------------------------	---------------------------

**Financing Source by Revenue Category**

Taxes	0	0	0	0	0	0
Use of Money	0	0	0	0	0	0
Intergovernmental	0	0	0	0	0	0
Licenses Permits & Franchises	0	0	0	0	0	0
Fines, Forfeitures & Penalties	0	0	0	0	0	0
Charges For Services	0	0	0	0	0	0
Miscellaneous	0	0	0	0	0	0
<b>Total Revenues</b>	<b>0</b>	<b>0</b>	<b>0</b>	<b>0</b>	<b>0</b>	<b>0</b>

**Salaries & Employee Benefits**

5000 Regular Salaries						
5001 Extra Help						
5002 Overtime						
5007 Benefits						
<b>Total Salaries &amp; Benefits</b>	<b>0</b>	<b>0</b>	<b>0</b>	<b>0</b>	<b>0</b>	<b>0</b>

**Services & Supplies**

5106 Insurance	0	0	0			
5120 Communications	0	0	0			
5140 Maintenance Equipment	0	0	0			
5150 Memberships	0	0	0			
5160 Office Expense	0	0	0			
5165 Professional & Specialized	18,705	21,747	22,904	22,000	22,000	
5166 A87 Costs	470	242	363	363	400	
5174 Publications & Legal Notices	0	0	0			
5187 Special Dept Expense	0	0	0			
5502 Transportation & Travel	0	0	0			
<b>Total Services &amp; Supplies</b>	<b>19,175</b>	<b>21,989</b>	<b>23,267</b>	<b>22,363</b>	<b>22,400</b>	<b>0</b>

**Fixed Assets**

6228 Equipment	0	0	0			
<b>Total Fixed Assets</b>	<b>0</b>	<b>0</b>	<b>0</b>	<b>0</b>	<b>0</b>	<b>0</b>

<b>BUDGET UNIT TOTAL</b>	<b>19,175</b>	<b>21,989</b>	<b>23,267</b>	<b>22,363</b>	<b>22,400</b>	<b>0</b>
--------------------------	---------------	---------------	---------------	---------------	---------------	----------

Number of Personnel Budgeted

STATE CONTROLLER  
COUNTY BUDGET ACT

BUDGET UNIT DETAIL

SCHEDULE 9

COUNTY OF SIERRA  
STATE OF CALIFORNIA  
  
FISCAL YEAR 2017-18

Budget Name  
Function  
Activity  
Fund  
Budget Unit

MISC. REBATES & REFUNDS  
General  
Other General  
General  
0015920

FINANCING USES CLASSIFICATION (1)	2014-15 ACTUAL (2)	2015-16 ACTUAL (3)	2016-17 as of 6/01/17 (4)	2016-17 ADOPTED (7)	2017-18 RECOMMENDED (6)	2017-18 ADOPTED (7)
---	--------------------------	--------------------------	---------------------------------	---------------------------	-------------------------------	---------------------------

Financing Source by Revenue Category

Taxes	0	0	0	0	0	0
Use of Money	0	0	0	0	0	0
Intergovernmental	0	0	0	0	0	0
Licenses Permits & Franchises	0	0	0	0	0	0
Fines, Forfeitures & Penalties	0	0	0	0	0	0
Charges For Services	0	0	0	0	0	0
Miscellaneous	0	0	0	0	0	0
<b>Total Revenues</b>	<b>0</b>	<b>0</b>	<b>0</b>	<b>0</b>	<b>0</b>	<b>0</b>
<b>Services &amp; Supplies</b>						
5106 Insurance	0	0	0			
5120 Communications	0	0	0			
5140 Maintenance Equipment	0	0	0			
5150 Memberships	0	0	0			
5160 Office Expense	0	0	409			
5165 Professional & Specialized	0	0	0			
5166 A87 Costs	111	147	154	154	(94)	
5174 Publications & Legal Notices	0	0	0			
5187 Special Dept Expense	5,595	0	0	0	0	
5197 Rebates & Refunds	0	0	389	1,700	1,700	
<b>Total Services &amp; Supplies</b>	<b>5,706</b>	<b>147</b>	<b>953</b>	<b>1,854</b>	<b>1,606</b>	<b>0</b>
<b>Fixed Assets</b>						
6228 Equipment			0			
<b>Total Fixed Assets</b>	<b>0</b>	<b>0</b>	<b>0</b>	<b>0</b>	<b>0</b>	<b>0</b>
<b>BUDGET UNIT TOTAL</b>	<b>5,706</b>	<b>147</b>	<b>953</b>	<b>1,854</b>	<b>1,606</b>	<b>0</b>

Number of Personnel Budgeted

STATE CONTROLLER  
COUNTY BUDGET ACT

BUDGET UNIT DETAIL

SCHEDULE 9

COUNTY OF SIERRA  
STATE OF CALIFORNIA  
  
FISCAL YEAR 2017-18

Budget Name  
Function  
Activity  
Fund  
Budget Unit

**Tax & Revenue Anticipation Note**  
Debt Service  
Interest on Notes  
**General**  
**0015930**

FINANCING USES CLASSIFICATION (1)	2014-15 ACTUAL (2)	2015-16 ACTUAL (3)	2016-17 as of 6/01/17 (4)	2016-17 ADOPTED (7)	2017-18 RECOMMENDED (6)	2017-18 ADOPTED (7)
---	--------------------------	--------------------------	---------------------------------	---------------------------	-------------------------------	---------------------------

**Financing Source by Revenue Category**

Taxes	0	0	0	0	0	0
Use of Money	0	0	0	0	0	0
Intergovernmental	0	0	0	0	0	0
Licenses Permits & Franchises	0	0	0	0	0	0
Fines, Forfeitures & Penalties	0	0	0	0	0	0
Charges For Services	0	0	0	0	0	0
Miscellaneous	0	0	0	0	0	0
<b>Total Revenues</b>	<b>0</b>	<b>0</b>	<b>0</b>	<b>0</b>	<b>0</b>	<b>0</b>
<b>Salaries &amp; Employee Benefits</b>						
5000 Regular Salaries	0	0	0			
5001 Extra Help			0			
5002 Overtime			0			
5007 Benefits			0			
<b>Total Salaries &amp; Benefits</b>	<b>0</b>	<b>0</b>	<b>0</b>	<b>0</b>	<b>0</b>	<b>0</b>
<b>Services &amp; Supplies</b>						
5165 Professional & Specialized	0	0	0			
5166 A87 Costs	(17)	0	0		0	
5196 Interest	0	0	0			
<b>Total Services &amp; Supplies</b>	<b>(17)</b>	<b>0</b>	<b>0</b>	<b>0</b>	<b>0</b>	<b>0</b>
<b>Fixed Assets</b>						
6228 Equipment						
<b>Total Fixed Assets</b>	<b>0</b>	<b>0</b>	<b>0</b>	<b>0</b>	<b>0</b>	<b>0</b>
<b>BUDGET UNIT TOTAL</b>	<b>(17)</b>	<b>0</b>	<b>0</b>	<b>0</b>	<b>0</b>	<b>0</b>

Number of Personnel Budgeted

STATE CONTROLLER  
COUNTY BUDGET ACT

BUDGET UNIT DETAIL

SCHEDULE 9

COUNTY OF SIERRA  
STATE OF CALIFORNIA  
  
FISCAL YEAR 2017-18

Budget Name  
Function  
Activity  
Fund  
Budget Unit

AB8 EQUALIZATION  
General  
Other General  
**General**  
**0015940**

FINANCING USES CLASSIFICATION (1)	2014-15 ACTUAL (2)	2015-16 ACTUAL (3)	2016-17 as of 6/01/17 (4)	2016-17 ADOPTED (7)	2017-18 RECOMMENDED (6)	2017-18 ADOPTED (7)
---	--------------------------	--------------------------	---------------------------------	---------------------------	-------------------------------	---------------------------

Financing Source by Revenue Category

Taxes	0	0	0	0	0	0
Use of Money	0	0	0	0	0	0
Intergovernmental	0	0	0	0	0	0
Licenses Permits & Franchises	0	0	0	0	0	0
Fines, Forfeitures & Penalties	0	0	0	0	0	0
Charges For Services	0	0	0	0	0	0
Miscellaneous	0	0	0	0	0	0
<b>Total Revenues</b>	<b>0</b>	<b>0</b>	<b>0</b>	<b>0</b>	<b>0</b>	<b>0</b>
<b>Services &amp; Supplies</b>						
5106 Insurance	0	0	0			
5120 Communications	0	0	0			
5140 Maintenance Equipment	0	0	0			
5150 Memberships	0	0	0			
5160 Office Expense	0	0	0			
5165 Professional & Specialized	0	0	0			
5166 A87 Costs	537	(108)	(277)	(277)	(142)	
5174 Publications & Legal Notices	0	0	0			
5187 Special Dept Expense	0	0	0			
7000 Ambulance	0	0	0			
7001 Fire Services	0	0	0			
<b>Total Services &amp; Supplies</b>	<b>537</b>	<b>(108)</b>	<b>(277)</b>	<b>(277)</b>	<b>(142)</b>	<b>0</b>
<b>BUDGET UNIT TOTAL</b>	<b>537</b>	<b>(108)</b>	<b>(277)</b>	<b>(277)</b>	<b>(142)</b>	<b>0</b>

memo

17,324

17,324

Number of Personnel Budgeted

\* This Department was established for the purpose of addressing the inequities in the AB8 Property Tax Distribution. Resolution 2000-139

STATE CONTROLLER  
COUNTY BUDGET ACT

BUDGET UNIT DETAIL

SCHEDULE 9

COUNTY OF SIERRA  
STATE OF CALIFORNIA  
  
FISCAL YEAR 2017-18

Budget Name  
Function  
Activity  
Fund  
Budget Unit  
  
**PUBLIC WORKS**  
General  
Other General  
**General**  
**0015950**

FINANCING USES CLASSIFICATION (1)	2014-15 ACTUAL (2)	2015-16 ACTUAL (3)	2016-17 as of 6/01/17 (4)	2016-17 ADOPTED (7)	2017-18 RECOMMENDED (6)	2017-18 ADOPTED (7)
---	--------------------------	--------------------------	---------------------------------	---------------------------	-------------------------------	---------------------------

Financing Source by Revenue Category

Taxes	0	0	0	0	0	0
Use of Money	0	0	0	0	0	0
Intergovernmental	0	0	0	0	0	0
Licenses Permits & Franchises	0	0	0	0	0	0
Fines, Forfeitures & Penalties	0	0	0	0	0	0
Charges For Services	0	0	0	0	0	0
Miscellaneous	0	0	0	0	0	0
<b>Total Revenues</b>	<b>0</b>	<b>0</b>	<b>0</b>	<b>0</b>	<b>0</b>	<b>0</b>
<b>Services &amp; Supplies</b>						
5106 Insurance	0	0	0			
5120 Communications	0	0	0			
5140 Maintenance Equipment	0	0	0			
5168 Administration from Public Works	37,798	44,473	20,279			
5160 Office Expense	0	0	0			
5165 Professional & Specialized	0	0	0	10,000	10,000	**
5166 A87 Costs	1,078	338	975	975	1,110	
5174 Publications & Legal Notices	0	0	0			
5187 Special Dept Expense	54	229	1,611	45,000	125,891	*
<b>Total Services &amp; Supplies</b>	<b>38,930</b>	<b>45,040</b>	<b>22,865</b>	<b>55,975</b>	<b>137,001</b>	<b>0</b>
<b>BUDGET UNIT TOTAL</b>	<b>38,930</b>	<b>45,040</b>	<b>22,865</b>	<b>55,975</b>	<b>137,001</b>	<b>0</b>

Number of Personnel Budgeted

\* This Department was established for the purpose of addressing the costs incurred by the Road Department when doing Public Works Projects  
 \*\* Kuntucky Mine Water

STATE CONTROLLER  
COUNTY BUDGET ACT

BUDGET UNIT DETAIL

SCHEDULE 9

COUNTY OF SIERRA  
STATE OF CALIFORNIA  
FISCAL YEAR 2017-18

Budget Name  
Function  
Activity  
Fund  
Budget Unit

1/2 Cent Sales Tax for Safety  
Public Protection  
Police Protection  
Special Revenue  
8360000

FINANCING USES CLASSIFICATION (1)	2014-15 ACTUAL (2)	2015-16 ACTUAL (3)	2016-17 as of 6/01/17 (4)	2016-17 ADOPTED (7)	2017-18 RECOMMENDED (6)	2017-18 ADOPTED (7)
---	--------------------------	--------------------------	---------------------------------	---------------------------	-------------------------------	---------------------------

Financing Source by Revenue Category \*

Taxes	0	0	0		0	
Use of Money	0	0	0		0	
Intergovernmental	0	0	0	100,000	100,000	0
Licenses Permits & Franchises	0	0	0		0	
Fines, Forfeitures & Penalties	0	0	0		0	
Charges For Services	0	0	0		0	
Miscellaneous	0	0	0		0	
<b>Total Revenues</b>	<b>0</b>	<b>0</b>	<b>0</b>	<b>100,000</b>	<b>100,000</b>	<b>0</b>
<b>Services &amp; Supplies</b>						
5106 Insurance	0	0	0			
5120 Communications	0	0	0			
5140 Maintenance Equipment	0	0	0			
5150 Memberships	0	0	0			
5160 Office Expense	0	0	0			
5165 Professional & Specialized	0	0	0			
5166 A87 Costs	0	0	0			
5174 Publications & Legal Notices	0	0	0			
5187 Special Dept Expense	0	0	0			
7000 Ambulance	0	0	0			
7001 Fire Services	0	0	0			
<b>Total Services &amp; Supplies</b>	<b>0</b>	<b>0</b>	<b>0</b>	<b>0</b>	<b>0</b>	<b>0</b>
<b>BUDGET UNIT TOTAL</b>	<b>0</b>	<b>0</b>	<b>0</b>	<b>0</b>	<b>0</b>	<b>0</b>
	<b>memo: Transfers Out</b>			100,000	120,000	0
Number of Personnel Budgeted						

STATE CONTROLLER  
COUNTY BUDGET ACT

COUNTY OF SIERRA  
STATE OF CALIFORNIA

FISCAL YEAR 2017-18

BUDGET UNIT DETAIL

Budget Name  
Function  
Activity  
Fund  
Budget Unit

ROAD  
Public Ways & Facilities  
Transportation  
Road  
0313010

SCHEDULE 9

FINANCING USES CLASSIFICATION (1)	2014-15 ACTUAL (2)	2015-16 ACTUAL (3)	2016-17 as of 6/01/17 (4)	2016-17 ADOPTED (7)	2017-18 RECOMMENDED (6)	2017-18 ADOPTED (7)
<b>Financing Source by Revenue Category</b>						
Taxes	0	0	0	0	0	0
Use of Money	0	1,351	6,381	0	6,000	0
Intergovernmental	1,787,670	1,583,789	780,477	1,208,585	1,741,328	0
Licenses Permits & Franchises	0	0	0	0	0	0
Fines, Forfeitures & Penalties	0	0	0	0	0	0
Charges For Services	597,825	501,159	301,977	580,000	580,000	0
Miscellaneous	3,914	32,058	25,911	5,000	5,000	0
<b>Total Revenues</b>	<b>2,389,409</b>	<b>2,118,358</b>	<b>1,114,746</b>	<b>1,793,585</b>	<b>2,332,328</b>	<b>0</b>
<b>Salaries &amp; Employee Benefits</b>						
5000 Regular Salaries	926,654	944,124	989,929	1,046,670	1,108,892	
5001 Extra Help	2,306	8,458	3,410	3,417	3,417	
5002 Overtime	4,183	33,025	54,406	13,120	13,120	
5007 Benefits	755,089	715,719	726,667	780,736	791,487	
<b>Total Salaries &amp; Benefits</b>	<b>1,688,231</b>	<b>1,701,325</b>	<b>1,774,411</b>	<b>1,843,942</b>	<b>1,916,916</b>	<b>0</b>
<b>Services &amp; Supplies</b>						
5105 Clothing	3,239	5,637	4,630	1,000	1,000	
5106 Insurance	43,273	91,099	39,093	39,093	48,540	
5120 Communications	4,943	4,836	5,471	14,100	14,100	
5130 Household Expenses	5,120	5,966	4,194	3,500	3,500	
5239 Maintenance Fuel	106,021	80,744	92,244	110,000	110,000	
5242 Maintenance Communications	2,750	289	1,301	3,000	3,000	
5243 Maintenance Parts	74,367	83,443	66,195	60,000	60,000	
5241 Maintenance Vehicles	4,896	20,855	30,284	5,000	5,000	
5244 Maintenance Tiers	16,551	14,849	23,510	15,000	15,000	
5150 Memberships	1,150	1,150	806	1,000	1,000	
5155 Miscellaneous	32,892	13,784	35,391	10,000	10,000	
5160 Office Expense	18,637	11,735	16,047	10,000	10,000	
5165 Professional & Specialized	30,588	29,891	16,620	20,000	20,000	
5166 A-87 COSTS	128,756	123,593	146,454	146,454	168,848	
5174 Publications & Legal Notices	344	517	1,253	500	500	
5185 Small Tools	6,299	9,817	7,560	3,000	3,000	
5187 Special Department Expenses	2,050	2,500	3,280	32,773	5,175	
5502 Transportation & Travel	80	2,176	4,386	3,000	3,000	
5238 Utilities LP Gas	14,304	12,466	13,714	15,000	15,000	
5195 Utilities Electricity	16,324	23,399	17,424	27,000	27,000	
<b>Total Services &amp; Supplies</b>	<b>512,584</b>	<b>538,745</b>	<b>529,856</b>	<b>519,421</b>	<b>523,663</b>	<b>0</b>
<b>OTHER</b>						
7725 Professional & Specialized	81,329	98,532	28,347	30,000		
7726 Special Dept Expense	66,243	66,009	126,711	31,433	457,590	
6072 Rent Equipment	0	0	0			
9999 Reimburs Costs	0	72,747	0			
6234 Capital Lease - Equipment	86,231	29,695	1,198		1,287	
6235 Capital Lease Interest Expense	4,785	1,887	89			
<b>Total Other</b>	<b>238,587</b>	<b>268,869</b>	<b>156,345</b>	<b>61,433</b>	<b>458,877</b>	<b>0</b>
<b>Fixed Assets</b>						
6228 Equipment	0	0	0		130,000	
6230 Computers	0	0	0			
6229 Vehicles	0	0	0			
<b>Total Fixed Assets</b>	<b>0</b>	<b>0</b>	<b>0</b>	<b>0</b>	<b>130,000</b>	<b>0</b>
<b>BUDGET UNIT TOTAL</b>	<b>2,439,403</b>	<b>2,508,939</b>	<b>2,460,612</b>	<b>2,424,796</b>	<b>3,029,456</b>	<b>0</b>
memo: Transfers Out				0	0	0
Number of Personnel Budgeted	23.3	25.3	16.5	18.5	0.0	0.0



STATE CONTROLLER  
COUNTY BUDGET ACT

BUDGET UNIT DETAIL

SCHEDULE 9

COUNTY OF SIERRA  
STATE OF CALIFORNIA  
  
FISCAL YEAR 2017-18

Budget Name  
Function  
Activity  
Fund  
Budget Unit

STP: JIM CROW  
Public Ways & Facilities  
Transportation  
031 Road  
0321006

FINANCING USES CLASSIFICATION (1)	2014-15 ACTUAL (2)	2015-16 ACTUAL (3)	2016-17 as of 6/01/17 (4)	2016-17 ADOPTED (7)	2017-18 RECOMMENDED (6)	2017-18 ADOPTED (7)
---	--------------------------	--------------------------	---------------------------------	---------------------------	-------------------------------	---------------------------

Financing Source by Revenue Category

Taxes	0	0	0	0	0	0
Use of Money	0	0	0	0	0	0
Intergovernmental	111,915	0	0	24,000	24,000	0
Licenses Permits & Franchises	0	0	0	0	0	0
Fines, Forfeitures & Penalties	0	0	0	0	0	0
Charges For Services	0	0	0	0	0	0
Miscellaneous	(4,275)	0	0	0	(1,425)	0
Interfund Transfers	0	0	0	0	0	0
<b>Total Revenues</b>	<b>107,641</b>	<b>0</b>	<b>0</b>	<b>24,000</b>	<b>22,575</b>	<b>0</b>

Services & Supplies

5187 Special Dept Expense	0	0	0			
9200 SCTC GEN ADMIN	0	0	0			
9201 OWP WORK ELEM 1	0	0	0			
9202 OWP WORK ELEM 2	0	0	0			
9203 OWP WORK ELEM 3	0	0	0			
9204 OWP WORK ELEM 4	0	0	0			
9205 OWP WORK ELEM 5	0	0	0			
9206 OWP WORK ELEM 6	0	0	0			
9207 OWP WORK ELEM 7	0	0	0			
9209 PROG, PLAN & MONITOR	0	0	0			
9210 GEN ADMIN STP & TEA	0	0	0			
9211 PHASE 1 STP OR TEA	346	0	8			
9212 PHASE 2 STP OR TEA	78,054	30,799	0	24,000	24,000	
9213 PHASE 3 STP OR TEA	0	0	0			
9214 PHASE 4 STP OR TEA	0	450	677,400			
<b>Total Services &amp; Supplies</b>	<b>78,400</b>	<b>31,249</b>	<b>677,408</b>	<b>24,000</b>	<b>24,000</b>	<b>0</b>

Fixed Assets

6228 Equipment						
6229 Vehicles						
7600 Capital Improve. Fund Transfer						
<b>Total Fixed Assets</b>	<b>0</b>	<b>0</b>	<b>0</b>	<b>0</b>	<b>0</b>	<b>0</b>

<b>BUDGET UNIT TOTAL</b>	<b>78,400</b>	<b>31,249</b>	<b>677,408</b>	<b>24,000</b>	<b>24,000</b>	<b>0</b>
--------------------------	---------------	---------------	----------------	---------------	---------------	----------

COUNTY OF SIERRA  
STATE OF CALIFORNIA  
FISCAL YEAR 2017-18

Budget Name  
Function  
Activity  
Fund  
Budget Unit

STP: PACKER LAKE  
Public Ways & Facilities  
Transportation  
031 Road  
0321007

FINANCING USES CLASSIFICATION (1)	2014-15 ACTUAL (2)	2015-16 ACTUAL (3)	2016-17 as of 6/01/17 (4)	2016-17 ADOPTED (7)	2017-18 RECOMMENDED (6)	2017-18 ADOPTED (7)
---	--------------------------	--------------------------	---------------------------------	---------------------------	-------------------------------	---------------------------

Financing Source by Revenue Category

Taxes	0	0	0		0	
Use of Money	0	0	0		0	
Intergovernmental	0	0	0		0	
Licenses Permits & Franchises	0	0	0		0	
Fines, Forfeitures & Penalties	0	0	0		0	
Charges For Services	0	0	0		0	
Miscellaneous	(11,339)	0	0		(3,780)	
Interfund Transfers	0	0	0		0	
<b>Total Revenues</b>	<b>-11,339</b>	<b>0</b>	<b>0</b>	<b>0</b>	<b>-3,780</b>	<b>0</b>

Services & Supplies

5187 Special Dept Expense	0	0	0			
9200 SCTC GEN ADMIN	0	0	0			
9201 OWP WORK ELEM 1	0	0	0			
9202 OWP WORK ELEM 2	0	0	0			
9203 OWP WORK ELEM 3	0	0	0			
9204 OWP WORK ELEM 4	0	0	0			
9205 OWP WORK ELEM 5	0	0	0			
9206 OWP WORK ELEM 6	0	0	0			
9207 OWP WORK ELEM 7	0	0	0			
9209 PROG, PLAN & MONITOR	0	0	0			
9210 GEN ADMIN STP & TEA	0	0	0			
9211 PHASE 1 STP OR TEA	74,231	64,675	40,240	378,000	378,000	
9212 PHASE 2 STP OR TEA	1,451	2,095	341		0	
9213 PHASE 3 STP OR TEA	0	0	0			
9214 PHASE 4 STP OR TEA	0	0	0			
<b>Total Services &amp; Supplies</b>	<b>75,682</b>	<b>66,769</b>	<b>40,581</b>	<b>378,000</b>	<b>378,000</b>	<b>0</b>

Fixed Assets

6228 Equipment						
6229 Vehicles						
7600 Capital Improve. Fund Transfer						
<b>Total Fixed Assets</b>	<b>0</b>	<b>0</b>	<b>0</b>	<b>0</b>	<b>0</b>	<b>0</b>

<b>BUDGET UNIT TOTAL</b>	<b>75,682</b>	<b>66,769</b>	<b>40,581</b>	<b>378,000</b>	<b>378,000</b>	<b>0</b>
--------------------------	---------------	---------------	---------------	----------------	----------------	----------

COUNTY OF SIERRA  
STATE OF CALIFORNIA  
  
FISCAL YEAR 2017-18

Budget Name  
Function  
Activity  
Fund  
Budget Unit

STP: SMITHNECK RD  
Public Ways & Facilities  
Transportation  
031 Road  
0321028

FINANCING USES CLASSIFICATION (1)	2014-15 ACTUAL (2)	2015-16 ACTUAL (3)	2016-17 as of 6/01/17 (4)	2016-17 ADOPTED (7)	2017-18 RECOMMENDED (6)	2017-18 ADOPTED (7)
---	--------------------------	--------------------------	---------------------------------	---------------------------	-------------------------------	---------------------------

Financing Source by Revenue Category

Taxes	0	0	0		0	
Use of Money	0	0	0		0	
Intergovernmental	0	0	0	15,000	15,000	0
Licenses Permits & Franchises	0	0	0		0	
Fines, Forfeitures & Penalties	0	0	0		0	
Charges For Services	0	0	0		0	
Miscellaneous	0	0	0		0	
Interfund Transfers	0	0	0		0	
<b>Total Revenues</b>	<b>0</b>	<b>0</b>	<b>0</b>	<b>15,000</b>	<b>15,000</b>	<b>0</b>

Services & Supplies

5187 Special Dept Expense	0	0	0			
9200 SCTC GEN ADMIN	0	0	0			
9201 OWP WORK ELEM 1	0	0	0			
9202 OWP WORK ELEM 2	0	0	0			
9203 OWP WORK ELEM 3	0	0	0			
9204 OWP WORK ELEM 4	0	0	0			
9205 OWP WORK ELEM 5	0	0	0			
9206 OWP WORK ELEM 6	0	0	0			
9207 OWP WORK ELEM 7	0	0	0			
9209 PROG, PLAN & MONITOR	0	0	0			
9210 GEN ADMIN STP & TEA	0	0	0			
9211 PHASE 1 STP OR TEA	0	625	0			
9212 PHASE 2 STP OR TEA	0	762	0		0	
9213 PHASE 3 STP OR TEA	0	0	0			
9214 PHASE 4 STP OR TEA	0	0	0	15,000	15,000	
<b>Total Services &amp; Supplies</b>	<b>0</b>	<b>1,387</b>	<b>0</b>	<b>15,000</b>	<b>15,000</b>	<b>0</b>

Fixed Assets

6228 Equipment						
6229 Vehicles						
7600 Capital Improve. Fund Transfer						
<b>Total Fixed Assets</b>	<b>0</b>	<b>0</b>	<b>0</b>	<b>0</b>	<b>0</b>	<b>0</b>

<b>BUDGET UNIT TOTAL</b>	<b>0</b>	<b>1,387</b>	<b>0</b>	<b>15,000</b>	<b>15,000</b>	<b>0</b>
--------------------------	----------	--------------	----------	---------------	---------------	----------

COUNTY OF SIERRA  
STATE OF CALIFORNIA  
FISCAL YEAR 2017-18

Budget Name  
Function  
Activity  
Fund  
Budget Unit

STP: SALMON LAKE  
Public Ways & Facilities  
Transportation  
031 Road  
0321008

FINANCING USES CLASSIFICATION (1)	2014-15 ACTUAL (2)	2015-16 ACTUAL (3)	2016-17 as of 6/01/17 (4)	2016-17 ADOPTED (7)	2017-18 RECOMMENDED (6)	2017-18 ADOPTED (7)
---	--------------------------	--------------------------	---------------------------------	---------------------------	-------------------------------	---------------------------

Financing Source by Revenue Category

Taxes	0	0	0		0	
Use of Money	0	0	0		0	
Intergovernmental	58,896	57,128	38,409			
Licenses Permits & Franchises	0	0	0		0	
Fines, Forfeitures & Penalties	0	0	0		0	
Charges For Services	0	0	0		0	
Miscellaneous	(4,335)	0	0	0	0	0
Interfund Transfers	0	0	0		0	
<b>Total Revenues</b>	<b>54,561</b>	<b>57,128</b>	<b>38,409</b>	<b>0</b>	<b>0</b>	<b>0</b>

Services & Supplies

5187 Special Dept Expense	0	0	0			
9200 SCTC GEN ADMIN	0	0	0			
9201 OWP WORK ELEM 1	0	0	0			
9202 OWP WORK ELEM 2	0	0	0			
9203 OWP WORK ELEM 3	0	0	0			
9204 OWP WORK ELEM 4	0	0	0			
9205 OWP WORK ELEM 5	0	0	0			
9206 OWP WORK ELEM 6	0	0	0			
9207 OWP WORK ELEM 7	0	0	0			
9209 PROG, PLAN & MONITOR	0	0	0			
9210 GEN ADMIN STP & TEA	0	0	0			
9211 PHASE 1 STP OR TEA	57,683	58,322	39,321	140,000	140,000	
9212 PHASE 2 STP OR TEA	1,334	2,499	341			
9213 PHASE 3 STP OR TEA	0	0	0			
9214 PHASE 4 STP OR TEA	0	0	0			
<b>Total Services &amp; Supplies</b>	<b>59,017</b>	<b>60,821</b>	<b>39,662</b>	<b>140,000</b>	<b>140,000</b>	<b>0</b>

Fixed Assets

6228 Equipment						
6229 Vehicles						
7600 Capital Improve. Fund Transfer						
<b>Total Fixed Assets</b>	<b>0</b>	<b>0</b>	<b>0</b>	<b>0</b>	<b>0</b>	<b>0</b>

<b>BUDGET UNIT TOTAL</b>	<b>59,017</b>	<b>60,821</b>	<b>39,662</b>	<b>140,000</b>	<b>140,000</b>	<b>0</b>
--------------------------	---------------	---------------	---------------	----------------	----------------	----------

COUNTY OF SIERRA  
STATE OF CALIFORNIA  
FISCAL YEAR 2017-18

Budget Name  
Function  
Activity  
Fund  
Budget Unit

STP: INDEPENDENCE  
Public Ways & Facilities  
Transportation  
031 Road  
0321026

FINANCING USES CLASSIFICATION (1)	2014-15 ACTUAL (2)	2015-16 ACTUAL (3)	2016-17 as of 6/01/17 (4)	2016-17 ADOPTED (7)	2017-18 RECOMMENDED (6)	2017-18 ADOPTED (7)
---	--------------------------	--------------------------	---------------------------------	---------------------------	-------------------------------	---------------------------

Financing Source by Revenue Category

Taxes	0	0	0		0	
Use of Money	0	0	0		0	
Intergovernmental	2,069	38,892	87,521		132,795	
Licenses Permits & Franchises	0	0	0		0	
Fines, Forfeitures & Penalties	0	0	0		0	
Charges For Services	0	0	0		0	
Miscellaneous	0	0	0		0	
Interfund Transfers	0	0	0		0	
<b>Total Revenues</b>	<b>2,069</b>	<b>38,892</b>	<b>87,521</b>	<b>0</b>	<b>132,795</b>	<b>0</b>

Services & Supplies

5187 Special Dept Expense	0	0	0			
9200 SCTC GEN ADMIN	0	0	0			
9201 OWP WORK ELEM 1	0	0	0			
9202 OWP WORK ELEM 2	0	0	0			
9203 OWP WORK ELEM 3	0	0	0			
9204 OWP WORK ELEM 4	0	0	0			
9205 OWP WORK ELEM 5	0	0	0			
9206 OWP WORK ELEM 6	0	0	0			
9207 OWP WORK ELEM 7	0	0	0			
9209 PROG, PLAN & MONITOR	0	0	0			
9210 GEN ADMIN STP & TEA	0	0	0			
9211 PHASE 1 STP OR TEA	2,299	93,241	48,030	132,795	132,795	
9212 PHASE 2 STP OR TEA	53	5,418	5,112			
9213 PHASE 3 STP OR TEA	0	0	0			
9214 PHASE 4 STP OR TEA	0	0	0		0	
<b>Total Services &amp; Supplies</b>	<b>2,352</b>	<b>98,659</b>	<b>53,142</b>	<b>132,795</b>	<b>132,795</b>	<b>0</b>

Fixed Assets

6228 Equipment						
6229 Vehicles						
7600 Capital Improve. Fund Transfer						
<b>Total Fixed Assets</b>	<b>0</b>	<b>0</b>	<b>0</b>	<b>0</b>	<b>0</b>	<b>0</b>

<b>BUDGET UNIT TOTAL</b>	<b>2,352</b>	<b>98,659</b>	<b>53,142</b>	<b>132,795</b>	<b>132,795</b>	<b>0</b>
--------------------------	--------------	---------------	---------------	----------------	----------------	----------

COUNTY OF SIERRA  
STATE OF CALIFORNIA  
FISCAL YEAR 2017-18

Budget Name  
Function  
Activity  
Fund  
Budget Unit

STP: PLUMBAGO  
Public Ways & Facilities  
Transportation  
031 Road  
0321027

FINANCING USES CLASSIFICATION (1)	2014-15 ACTUAL (2)	2015-16 ACTUAL (3)	2016-17 as of 6/01/17 (4)	2016-17 ADOPTED (7)	2017-18 RECOMMENDED (6)	2017-18 ADOPTED (7)
---	--------------------------	--------------------------	---------------------------------	---------------------------	-------------------------------	---------------------------

Financing Source by Revenue Category

Taxes	0	0	0		0	
Use of Money	0	0	0		0	
Intergovernmental	60,746	71,890	0	264,000	264,000	0
Licenses Permits & Franchises	0	0	0		0	
Fines, Forfeitures & Penalties	0	0	0		0	
Charges For Services	60,746	60,746	60,746		60,746	
Miscellaneous	(9,778)	0	0		0	
Interfund Transfers	0	0	0		0	
<b>Total Revenues</b>	<b>111,715</b>	<b>132,636</b>	<b>60,746</b>	<b>264,000</b>	<b>324,746</b>	<b>0</b>

Services & Supplies

5187 Special Dept Expense	0	0	0			
9200 SCTC GEN ADMIN	0	0	0			
9201 OWP WORK ELEM 1	0	0	0			
9202 OWP WORK ELEM 2	0	0	0			
9203 OWP WORK ELEM 3	0	0	0			
9204 OWP WORK ELEM 4	0	0	0			
9205 OWP WORK ELEM 5	0	0	0			
9206 OWP WORK ELEM 6	0	0	0			
9207 OWP WORK ELEM 7	0	0	0			
9209 PROG, PLAN & MONITOR	0	0	0			
9210 GEN ADMIN STP & TEA	0	0	0			
9211 PHASE 1 STP OR TEA	59,467	79,688	30,752	264,000	264,000	
9212 PHASE 2 STP OR TEA	1,400	2,007	341			0
9213 PHASE 3 STP OR TEA	0	0	0			
9214 PHASE 4 STP OR TEA	0	0	0			
<b>Total Services &amp; Supplies</b>	<b>60,867</b>	<b>81,695</b>	<b>31,092</b>	<b>264,000</b>	<b>264,000</b>	<b>0</b>

Fixed Assets

6228 Equipment						
6229 Vehicles						
7600 Capital Improve. Fund Transfer						
<b>Total Fixed Assets</b>	<b>0</b>	<b>0</b>	<b>0</b>	<b>0</b>	<b>0</b>	<b>0</b>
<b>BUDGET UNIT TOTAL</b>	<b>60,867</b>	<b>81,695</b>	<b>31,092</b>	<b>264,000</b>	<b>264,000</b>	<b>0</b>

COUNTY OF SIERRA  
STATE OF CALIFORNIA  
FISCAL YEAR 2017-18

Budget Name  
Function  
Activity  
Fund  
Budget Unit

**STP: SMITHNECK BIKE PATH**  
Public Ways & Facilities  
Transportation  
**031 Road**  
**0321029**

FINANCING USES CLASSIFICATION (1)	2014-15 ACTUAL (2)	2015-16 ACTUAL (3)	2016-17 as of 6/01/17 (4)	2016-17 ADOPTED (7)	2017-18 RECOMMENDED (6)	2017-18 ADOPTED (7)
---	--------------------------	--------------------------	---------------------------------	---------------------------	-------------------------------	---------------------------

**Financing Source by Revenue Category**

Taxes	0	0	0		0	
Use of Money	0	0	0		0	
Intergovernmental	0	0	0	50,000	50,000	0
Licenses Permits & Franchises	0	0	0		0	
Fines, Forfeitures & Penalties	0	0	0		0	
Charges For Services						
Miscellaneous	0	0	0			
Interfund Transfers	0	0	0		0	
<b>Total Revenues</b>	<b>0</b>	<b>0</b>	<b>0</b>	<b>50,000</b>	<b>50,000</b>	<b>0</b>

**Services & Supplies**

5187 Special Dept Expense	0	0	0			
9200 SCTC GEN ADMIN	0	0	0			
9201 OWP WORK ELEM 1	0	0	0			
9202 OWP WORK ELEM 2	0	0	0			
9203 OWP WORK ELEM 3	0	0	0			
9204 OWP WORK ELEM 4	0	0	0			
9205 OWP WORK ELEM 5	0	0	0			
9206 OWP WORK ELEM 6	0	0	0			
9207 OWP WORK ELEM 7	0	0	0			
9209 PROG, PLAN & MONITOR	0	0	0			
9210 GEN ADMIN STP & TEA	0	0	0			
9211 PHASE 1 STP OR TEA	0	625	0			
9212 PHASE 2 STP OR TEA	0	0	0			
9213 PHASE 3 STP OR TEA	0	0	0			
9214 PHASE 4 STP OR TEA	0	0	0	50,000	50,000	
<b>Total Services &amp; Supplies</b>	<b>0</b>	<b>625</b>	<b>0</b>	<b>50,000</b>	<b>50,000</b>	<b>0</b>

**Fixed Assets**

6228 Equipment						
6229 Vehicles						
7600 Capital Improve. Fund Transfer						
<b>Total Fixed Assets</b>	<b>0</b>	<b>0</b>	<b>0</b>	<b>0</b>	<b>0</b>	<b>0</b>

<b>BUDGET UNIT TOTAL</b>	<b>0</b>	<b>625</b>	<b>0</b>	<b>50,000</b>	<b>50,000</b>	<b>0</b>
--------------------------	----------	------------	----------	---------------	---------------	----------

COUNTY OF SIERRA  
STATE OF CALIFORNIA  
FISCAL YEAR 2017-18

Budget Name  
Function  
Activity  
Fund  
Budget Unit  
**HEALTH**  
Health & Sanitation  
Health  
**Human Services**  
**0515610**

FINANCING USES CLASSIFICATION (1)	2014-15 ACTUAL (2)	2015-16 ACTUAL (3)	2016-17 as of 6/01/17 (4)	2016-17 ADOPTED (7)	2017-18 RECOMMENDED (6)	2017-18 ADOPTED (7)
<b>Financing Source by Revenue Category</b>						
Taxes	0	0	0	0	0	0
Use of Money	8,458	8,819	12,148	0	0	0
Intergovernmental	1,340,630	1,429,253	897,516	1,233,833	1,288,378	0
Licenses Permits & Franchises	0	0	0	0	0	0
Fines, Forfeitures & Penalties	0	0	0	0	0	0
Charges For Services	60,904	53,858	56,615	10,000	32,000	0
Miscellaneous	1,421	3,787	1,526	250	250	0
<b>Total Revenues</b>	<b>1,411,413</b>	<b>1,495,716</b>	<b>967,806</b>	<b>1,244,083</b>	<b>1,320,628</b>	<b>0</b>
<b>Salaries &amp; Employee Benefits</b>						
5000 Regular Salaries	387,495	410,043	460,695	429,436	570,584	
5001 Extra Help	7,175	5,854	10,652	1,000	1,000	
5002 Overtime	0	254	0	1,000	1,000	
5007 Benefits	218,790	255,768	278,864	262,146	332,816	
<b>Total Salaries &amp; Benefits</b>	<b>613,460</b>	<b>671,920</b>	<b>750,210</b>	<b>693,582</b>	<b>905,400</b>	<b>0</b>
<b>Services &amp; Supplies</b>						
5106 Insurance	20,063	12,719	14,932	14,932	12,281	
5120 Communications	14,378	14,010	17,394	14,175	17,307	
5240 Maintenance Equipment	8,168	8,162	5,869	12,370	8,437	
5245 Maintenance Building	2,246	1,331	1,125	2,332	1,514	
5150 Memberships	5,800	7,136	5,808	6,730	5,597	
5160 Office Expense	16,166	20,505	22,717	18,365	21,570	
5165 Professional & Specialized	133,868	135,526	132,044	382,980	464,561	
5166 A87 Costs	124,090	87,695	31,541	31,541	140,106	
5174 Publications & Legal Notices	2,619	3,534	1,352	3,600	1,082	
5175 Rents & Leases Equipment	1,181	1,935	1,795	1,600	1,731	
5180 Rents Building	5,698	7,833	7,536	6,620	3,029	
5187 Special Dept Expense	76,361	60,190	32,345	81,901	80,956	
5502 Transportation & Travel	224	11,775	3,419	40,971	6,558	
5238 Utilities LP Gas	2,431	1,486	1,832	3,697	2,163	
5195 Utilities Electricity	4,794	5,842	4,398	5,407	5,192	
7602 LPHSS	0	0	0			
7607 CMSP	0	0	0			
<b>Total Services &amp; Supplies</b>	<b>418,088</b>	<b>379,679</b>	<b>284,107</b>	<b>627,220</b>	<b>772,084</b>	<b>0</b>
<b>Fixed Assets</b>						
6229 Vehicles				50,000		
6228 Equipment	0	0	0	14,320		
6026 Building	0	0	0	0	0	0
<b>Total Fixed Assets</b>	<b>0</b>	<b>0</b>	<b>0</b>	<b>64,320</b>	<b>0</b>	<b>0</b>
<b>BUDGET UNIT TOTAL</b>	<b>1,031,548</b>	<b>1,051,599</b>	<b>1,034,317</b>	<b>1,385,122</b>	<b>1,677,484</b>	<b>0</b>
Number of Personnel Budgeted	9.51	12.34	8.12	7.82	9.75	9.75
Memo: Transferred out						



COUNTY OF SIERRA  
STATE OF CALIFORNIA  
FISCAL YEAR 2017-18

Budget Name  
Function  
Activity  
Fund  
Budget Unit  
**BEHAVIORAL HEALTH**  
Health & Sanitation  
Health  
**Human Services**  
**0515670**

FINANCING USES CLASSIFICATION (1)	2014-15 ACTUAL (2)	2015-16 ACTUAL (3)	2016-17 as of 6/01/17 (4)	2016-17 ADOPTED (7)	2017-18 RECOMMENDED (6)	2017-18 ADOPTED (7)
---	--------------------------	--------------------------	---------------------------------	---------------------------	-------------------------------	---------------------------

Financing Source by Revenue Category

Taxes	0	0	0	0	0	0
Use of Money	0	0	0	6,000	3,000	0
Intergovernmental	0	0	0	0	124,649	0
Licenses Permits & Franchises	0	0	0	0	0	0
Fines, Forfeitures & Penalties	0	0	0	0	0	0
Charges For Services	13,948	15,192	6,788	9,500	10,000	0
Miscellaneous	562	1,930	587	2,200	0	0
Interfund Transfers	0	0	0	0	0	0
<b>Total Revenues</b>	<b>14,510</b>	<b>17,122</b>	<b>7,375</b>	<b>17,700</b>	<b>137,649</b>	<b>0</b>

Salaries & Employee Benefits

5000 Regular Salaries	733,741	552,293	665,714	668,133	861,206	
5001 Extra Help	109,254	27,638	45,710	78,661	28,490	
5002 Overtime	0	338	0	4,680	4,680	
5007 Benefits	549,629	352,592	425,744	420,341	543,013	
<b>Total Salaries &amp; Benefits</b>	<b>1,392,625</b>	<b>932,861</b>	<b>1,137,169</b>	<b>1,171,815</b>	<b>1,437,390</b>	<b>0</b>

Services & Supplies

5106 Insurance	15,294	16,878	18,563	18,563	17,447	
5120 Communications	7,122	10,208	16,906	6,600	6,600	
5240 Maintenance Equipment	15,932	14,070	13,599	15,350	15,350	
5245 Maintenance Building	3,020	3,236	5,011	2,850	2,850	
5150 Memberships	8,049	7,323	7,299	7,212	7,212	*
5160 Office Expense	24,045	17,576	42,534	39,065	39,065	
5165 Professional & Specialized	570,103	578,638	470,805	831,474	859,606	
5166 A87 Costs	106,685	72,300	37,386	37,386	125,902	
5387 Full Service Partnership	126,459	83,971	110,696	485,573	250,000	
5174 Publications & Legal Notices	749	1,420	1,293	600	600	
5175 Rents & Leases Equipment	1,263	5,895	4,616	1,500	1,500	
5180 Rents Building	11,621	14,060	8,675	12,600	12,600	
5187 Special Dept Expense	28,347	53,273	34,958	65,000	65,000	**
5502 Transportation & Travel	105	17,048	18,222	11,291	11,291	
5238 Utilities LP Gas	4,775	3,022	4,274	7,000	7,000	
5195 Utilities Electricity	7,153	9,815	8,078	6,600	6,600	
<b>Total Services &amp; Supplies</b>	<b>930,723</b>	<b>908,734</b>	<b>802,916</b>	<b>1,548,664</b>	<b>1,428,623</b>	<b>0</b>

Fixed Assets

6228 Equipment	0	0	0	87,320	14,970	
6229 Vehicles	0	0	44,114			
6226 Building	0	7,489	0			
<b>Total Fixed Assets</b>	<b>0</b>	<b>7,489</b>	<b>44,114</b>	<b>87,320</b>	<b>14,970</b>	<b>0</b>

BUDGET UNIT TOTAL

	<b>2,323,348</b>	<b>1,849,084</b>	<b>1,984,199</b>	<b>2,807,798</b>	<b>2,880,983</b>	<b>0</b>
--	------------------	------------------	------------------	------------------	------------------	----------

Number of Personnel Budgeted	16.00	17.33	10.59	11.90	14.00	14.00
------------------------------	-------	-------	-------	-------	-------	-------

\* Memberships: CMIH

\*\* one time building maintenance \$20k

STATE CONTROLLER  
COUNTY BUDGET ACT

COUNTY OF SIERRA  
STATE OF CALIFORNIA

FISCAL YEAR 2017-18

BUDGET UNIT DETAIL

Budget Name  
Function  
Activity  
Fund  
Budget Unit

**SOCIAL SERVICES ADMIN**  
Public Assistance  
Public Assistance  
**Human Services**  
**0515800**

SCHEDULE 9

FINANCING USES CLASSIFICATION (1)	2014-15 ACTUAL (2)	2015-16 ACTUAL (3)	2016-17 as of 6/01/17 (4)	2016-17 ADOPTED (7)	2017-18 RECOMMENDED (6)	2017-18 ADOPTED (7)
---	--------------------------	--------------------------	---------------------------------	---------------------------	-------------------------------	---------------------------

Financing Source by Revenue Category

Taxes	0	0	0	0	0	0	*
Use of Money	992	(103)	(346)	0	0	0	
Intergovernmental	1,185,055	1,368,749	1,123,295	1,003,456	884,389	0	
Licenses Permits & Franchises	0	0	0	0	0	0	
Fines, Forfeitures & Penalties	0	0	0	0	0	0	
Charges For Services	0	0	0	0	0	0	
Miscellaneous	2,190	3,514	67,225	0	0	0	
Interfund Transfers	0	0	0	0	0	0	
<b>Total Revenues</b>	<b>1,188,237</b>	<b>1,372,161</b>	<b>1,190,174</b>	<b>1,003,456</b>	<b>884,389</b>	<b>0</b>	
<b>Salaries &amp; Employee Benefits</b>							
5000 Regular Salaries	602,201	652,314	632,766	733,142	623,821		
5001 Extra Help	17,300	27,125	33,026	25,000	25,000		
5002 Overtime	0	478	1,186	8,000	8,000		
SOS program							
5007 Benefits	384,112	449,093	481,652	508,757	556,698		
<b>Total Salaries &amp; Benefits</b>	<b>1,003,614</b>	<b>1,129,010</b>	<b>1,148,630</b>	<b>1,274,899</b>	<b>1,213,518</b>	<b>0</b>	
<b>Services &amp; Supplies</b>							
5106 Insurance	34,291	20,577	23,416	23,416	174,898		
5120 Communications	14,789	50,705	110,747	2,484	22,693		
5240 Maintenance Equipment	11,011	10,880	9,470	16,000	11,063		
5245 Maintenance Building	3,753	2,135	1,991	4,000	1,986		
5150 Memberships	15,397	16,167	16,975	17,000	18,000		CWDA
5160 Office Expense	28,028	29,870	32,469	21,150	28,130		
5165 Professional & Specialized	26,918	19,471	42,141	30,400	246,154		
5166 A87 Costs	23,551	94,360	73,790	73,790	94,300		
5174 Publications & Legal Notices	1,641	496	964	1,000	30,000		
5175 Rents & Leases Equipment	2,329	2,982	1,925	2,500	2,269		
5180 Rents Building	8,054	7,438	7,546	9,500	3,971		
5187 Special Dept Expense	25	102	73		1,417		
5502 Transportation & Travel	1,288	9,424	9,287	11,036	10,442		
5238 Utilities LP Gas	4,149	1,671	2,744	5,114	2,837		
5195 Utilities Electricity	9,341	9,049	7,199	9,500	6,808		
<b>Total Services &amp; Supplies</b>	<b>184,564</b>	<b>275,326</b>	<b>340,737</b>	<b>226,890</b>	<b>654,968</b>	<b>0</b>	
<b>Other Services</b>							
6022 Federal Adoption Assistance	0	0	0				
6123 Social Services Direct	147,795	136,658	154,935	179,100	200,000		
6127 Employment Services	86,517	74,152	39,241	183,110	75,000		
6100 Eligibility & Non Svcs Direct	445	2,798	24,066	1,000	30,000		
6110 Staff Development	21,330	17,775	10,665	40,550	45,000		
6119 Child Care	17,498	25,486	33,588	25,000	40,000		
6121 In-Home Supportive Services	118,978	123,672	126,055	135,000	75,000		
6815 CALWORKS AF- FEDERAL	0	0	0				
6117 ARRA	0	0	0				
<b>Total Other Services</b>	<b>392,563</b>	<b>380,540</b>	<b>388,549</b>	<b>563,760</b>	<b>465,000</b>	<b>0</b>	
<b>Fixed Assets</b>							
6228 Equipment	0	7,500	0	95,000			
6229 Vehicles	0	50,731	0				
<b>Total Fixed Assets</b>	<b>0</b>	<b>58,231</b>	<b>0</b>	<b>95,000</b>	<b>0</b>	<b>0</b>	
<b>BUDGET UNIT TOTAL</b>	<b>1,580,741</b>	<b>1,843,108</b>	<b>1,877,916</b>	<b>2,160,549</b>	<b>2,333,486</b>	<b>0</b>	
Number of Personnel Budgeted	16.34	14.01	16.34	14.28	13.25	13.25	

COUNTY OF SIERRA  
STATE OF CALIFORNIA  
FISCAL YEAR 2017-18

Budget Name  
Function  
Activity  
Fund  
Budget Unit

**SOCIAL SERVICES ASSISTANCE**  
Public Assistance  
Public Assistance  
**Human Services**  
**0515810**

FINANCING USES CLASSIFICATION (1)	2014-15 ACTUAL (2)	2015-16 ACTUAL (3)	2016-17 as of 6/01/17 (4)	2016-17 ADOPTED (7)	2017-18 RECOMMENDED (6)	2017-18 ADOPTED (7)
---	--------------------------	--------------------------	---------------------------------	---------------------------	-------------------------------	---------------------------

**Financing Source by Revenue Category**

Taxes	0	0	0	0	0	0
Use of Money	0	0	0	0	0	0
Intergovernmental	71,914	152,559	159,399	100,000	181,000	0
Licenses Permits & Franchises	0	0	0	0	0	0
Fines, Forfeitures & Penalties	0	0	0	0	0	0
Charges For Services	0	0	0	0	0	0
Miscellaneous	0	593	0	0	0	0
<b>Total Revenues</b>	<b>71,914</b>	<b>153,152</b>	<b>159,399</b>	<b>100,000</b>	<b>181,000</b>	<b>0</b>

**Salaries & Employee Benefits**

5000 Regular Salaries						
5001 Extra Help						
5002 Overtime						
5007 Benefits						
<b>Total Salaries &amp; Benefits</b>	<b>0</b>	<b>0</b>	<b>0</b>	<b>0</b>	<b>0</b>	<b>0</b>

**Services & Supplies**

5167 Office Expense	0	0	0		0	
5195 Utilities	0	0	0		0	
6815 TANF - FG	111,298	112,690	134,377	216,552	216,552	
6816 TANF- U	18,606	12,492	8,112	36,025	36,025	
6817 Adoption Fed	33,085	30,342	20,717	52,600	52,600	
6818 Foster Care Fed	8,204	69,383	57,712	236,000	236,000	
6819 Foster Care Non Fed	0	0	30,812			
6820 TANF - U State	0	0	0			
6821 TANF - RCA	0	0	0			
6822 Fed Adoption	0	0	0			
6825 TANF - U State Only	0	0	0			
6835 TANF - FG Exempt Map	0	0	0			
6836 TANF - U Exempt Map	0	0	0			
6837 TANF - FC (Fed)	0	0	0			
6100 Eligibility & Non-Svcs Direct	0	0	0			
6117 ARRA	1,444	1,089	2,994			
6120 General Relief	22,896	18,745	24,615	40,000	40,000	
6130 Severely Emotional Disturbed	0	0	0			
6135 Cal Works Legal Immigrant	0	0	0			
<b>Total Services &amp; Supplies</b>	<b>195,533</b>	<b>244,741</b>	<b>279,339</b>	<b>581,177</b>	<b>581,177</b>	<b>0</b>

**Fixed Assets**

6228 Equipment	0		0			
<b>Total Fixed Assets</b>	<b>0</b>	<b>0</b>	<b>0</b>	<b>0</b>	<b>0</b>	<b>0</b>

<b>BUDGET UNIT TOTAL</b>	<b>195,533</b>	<b>244,741</b>	<b>279,339</b>	<b>581,177</b>	<b>581,177</b>	<b>0</b>
--------------------------	----------------	----------------	----------------	----------------	----------------	----------

COUNTY OF SIERRA  
STATE OF CALIFORNIA  
FISCAL YEAR 2017-18

Budget Name  
Function  
Activity  
Fund  
Budget Unit  
**FISH & GAME COMMISSION**  
Public Protection  
Other Protection  
**071 Fish & Game**  
**0713001**

FINANCING USES CLASSIFICATION (1)	2014-15 ACTUAL (2)	2015-16 ACTUAL (3)	2016-17 as of 6/01/17 (4)	2016-17 ADOPTED (7)	2017-18 RECOMMENDED (6)	2017-18 ADOPTED (7)
---	--------------------------	--------------------------	---------------------------------	---------------------------	-------------------------------	---------------------------

**Financing Source by Revenue Category**

Taxes	0	0	0	0	0	0
Use of Money	0	0	0	0	0	0
Intergovernmental	0	0	0	0	0	0
Licenses Permits & Franchises	0	0	0	0	0	0
Fines, Forfeitures & Penalties	643	2,079	758	1,000	1,000	0
Charges For Services	0	0	0	0	0	0
Miscellaneous	224	3,511	1,900	62	62	0
<b>Total Revenues</b>	<b>867</b>	<b>5,590</b>	<b>2,658</b>	<b>1,062</b>	<b>1,062</b>	<b>0</b>

**Salaries & Employee Benefits**

5000 Regular Salaries						
5001 Extra Help						
5002 Overtime						
5007 Benefits						
<b>Total Salaries &amp; Benefits</b>	<b>0</b>	<b>0</b>	<b>0</b>	<b>0</b>	<b>0</b>	<b>0</b>

**Services & Supplies**

5106 Insurance	0	0	0			
5120 Communications	0	0	0			
5145 Maintenance Building	0	0	0			
5160 Office Expense	0	0	0			
5165 Professional & Specialized	0	0	0			
5166 A87 Costs	525	396	(363)	250	(204)	
5174 Publications & Legal Notices	0	0	0			
5177 Treasures Fees	0	0	0			
5180 Rents Building	0	0	0			
5187 Special Dept Expense	288	1,676	1,799	6,408	6,408	
5502 Transportation & Travel	0	0	0			
Other	0	0	0			
<b>Total Services &amp; Supplies</b>	<b>813</b>	<b>2,072</b>	<b>1,436</b>	<b>6,658</b>	<b>6,204</b>	<b>0</b>

**Fixed Assets**

6228 Equipment	0	0	0			
<b>Total Fixed Assets</b>	<b>0</b>	<b>0</b>	<b>0</b>	<b>0</b>	<b>0</b>	<b>0</b>

<b>BUDGET UNIT TOTAL</b>	<b>813</b>	<b>2,072</b>	<b>1,436</b>	<b>6,658</b>	<b>6,204</b>	<b>0</b>
--------------------------	------------	--------------	--------------	--------------	--------------	----------

STATE CONTROLLER  
COUNTY BUDGET ACT

BUDGET UNIT DETAIL

SCHEDULE 9

COUNTY OF SIERRA  
STATE OF CALIFORNIA

FISCAL YEAR 2017-18

Budget Name  
Function  
Activity  
Fund  
Budget Unit

**PREDATOR CONTROL**  
Public Protection  
Other Protection  
**077 Predator Control**  
**0773005**

FINANCING USES CLASSIFICATION (1)	2014-15 ACTUAL (2)	2015-16 ACTUAL (3)	2016-17 as of 6/01/17 (4)	2016-17 ADOPTED (7)	2017-18 RECOMMENDED (6)	2017-18 ADOPTED (7)
---	--------------------------	--------------------------	---------------------------------	---------------------------	-------------------------------	---------------------------

**Financing Source by Revenue Category**

Taxes	0	0	0	0	0	0
Use of Money	0	0	0	0	0	0
Intergovernmental	66	83	109	25	25	0
Licenses Permits & Franchises	0	0	0	0	0	0
Fines, Forfeitures & Penalties	0	0	0	0	0	0
Charges For Services	0	0	0	0	0	0
Miscellaneous	0	0	0	76	76	0
<b>Total Revenues</b>	<b>66</b>	<b>83</b>	<b>109</b>	<b>101</b>	<b>101</b>	<b>0</b>

**Salaries & Employee Benefits**

5000 Regular Salaries			0			
5001 Extra Help			0			
5002 Overtime			0			
5007 Benefits			0			
<b>Total Salaries &amp; Benefits</b>	<b>0</b>	<b>0</b>	<b>0</b>	<b>0</b>	<b>0</b>	<b>0</b>

**Services & Supplies**

5106 Insurance	0	0	0			
5120 Communications	0	0	0			
5140 Maintenance Equipment	0	0	0			
5145 Maintenance Building	0	0	0			
5150 Memberships	0	0	0			
5160 Office Expense	0	0	0			
5165 Professional & Specialized	0	0	0			
5166 A87 Costs	0	0	0			
5174 Publications & Legal Notices	0	0	0			
5175 Rents & Leases Equipment	0	0	0			
5180 Rents Building	0	0	0			
5187 Special Dept Expense	0	0	0	501	101	
5502 Transportation & Travel	0	0	0			
Other	0	0	0	0	0	0
<b>Total Services &amp; Supplies</b>	<b>0</b>	<b>0</b>	<b>0</b>	<b>501</b>	<b>101</b>	<b>0</b>

**Fixed Assets**

6228 Equipment	0	0	0			
<b>Total Fixed Assets</b>	<b>0</b>	<b>0</b>	<b>0</b>	<b>0</b>	<b>0</b>	<b>0</b>

<b>BUDGET UNIT TOTAL</b>	<b>0</b>	<b>0</b>	<b>0</b>	<b>501</b>	<b>101</b>	<b>0</b>
--------------------------	----------	----------	----------	------------	------------	----------

STATE CONTROLLER  
COUNTY BUDGET ACT

BUDGET UNIT DETAIL

SCHEDULE 9

COUNTY OF SIERRA  
STATE OF CALIFORNIA

FISCAL YEAR 2017-18

Budget Name  
Function  
Activity  
Fund  
Budget Unit

**CAPITAL PROJECTS**  
Public ways and facilities  
Capital Projects  
**1000000 Capital Improvments**  
**1001001**

FINANCING USES CLASSIFICATION (1)	2014-15 ACTUAL (2)	2015-16 ACTUAL (3)	2016-17 as of 6/01/17 (4)	2016-17 ADOPTED (7)	2017-18 RECOMMENDED (6)	2017-18 ADOPTED (7)
---	--------------------------	--------------------------	---------------------------------	---------------------------	-------------------------------	---------------------------

**Financing Source by Revenue Category**

Taxes	0	0	0	0	0	0
Use of Money	0	0	0	0	0	0
Intergovernmental	0	0	0	0	0	0
Licenses Permits & Franchises	0	0	0	0	0	0
Fines, Forfeitures & Penalties	0	0	0	0	0	0
Charges For Services	0	0	0	0	0	0
Transfers In	0	0	0	0	0	0
<b>Total Revenues</b>	<b>0</b>	<b>0</b>	<b>0</b>	<b>0</b>	<b>0</b>	<b>0</b>

**Salaries & Employee Benefits**

5000 Regular Salaries			0			
5001 Extra Help			0			
5002 Overtime			0			
5007 Benefits			0			
<b>Total Salaries &amp; Benefits</b>	<b>0</b>	<b>0</b>	<b>0</b>	<b>0</b>	<b>0</b>	<b>0</b>

**Fixed Assets**

6826	0	0	0			
6826	0	0	0			
6826	0	0	0			
6826	0	0	0			
6826	0	0	0			
6826	0	0	0			
6826 Professional & Specialized	0	0	0			
6826	0	0	0			
6826 Publications & Legal Notices	0	0	0			
6826 Rents & Leases Equipment	0	0	0			
6826 building matirials	0	0	0			
6826 Special Dept Expense	0	0	0			
6826 Transportation & Travel	0	0	0			
6826 Other	0	0	0			
<b>Total Fixed Assets</b>	<b>0</b>	<b>0</b>	<b>0</b>	<b>0</b>	<b>0</b>	<b>0</b>

<b>BUDGET UNIT TOTAL</b>	<b>0</b>	<b>0</b>	<b>0</b>	<b>0</b>	<b>0</b>	<b>0</b>
--------------------------	----------	----------	----------	----------	----------	----------

COUNTY OF SIERRA  
STATE OF CALIFORNIA  
FISCAL YEAR 2017-18

Budget Name  
Function  
Activity  
Fund  
Budget Unit  
**PARKS AND RECREATION**  
Recreation  
Recreation  
**208 Parks & Recreation**  
2083030

FINANCING USES CLASSIFICATION (1)	2014-15 ACTUAL (2)	2015-16 ACTUAL (3)	2016-17 as of 6/01/17 (4)	2016-17 ADOPTED (7)	2017-18 RECOMMENDED (6)	2017-18 ADOPTED (7)
---	--------------------------	--------------------------	---------------------------------	---------------------------	-------------------------------	---------------------------

Financing Source by Revenue Category

Taxes	0	0	0	0	0	0
Use of Money	16,427	20,437	22,727	21,780	21,780	0
Intergovernmental	69,025	102,413	46,516	118,500	118,500	0
Licenses Permits & Franchises	0	0	0	0	0	0
Fines, Forfeitures & Penalties	0	0	0	0	0	0
Charges For Services	50	0	0	17	17	17
Miscellaneous	28,250	27,926	30,688	24,792	26,494	0
Intrfund Transfers	98,669	96,569	95,233	97,893	102,496	0
<b>Total Revenues</b>	<b>212,422</b>	<b>247,346</b>	<b>195,165</b>	<b>262,981</b>	<b>269,286</b>	<b>17</b>

Salaries & Employee Benefits

5000 Regular Salaries	6,296	13,763	12,825	19,534	20,893	
5001 Extra Help	4,662	7,385	5,996	7,000	7,000	
5002 Overtime	0	0	0			
5007 Benefits	4,623	10,759	10,217	12,975	13,184	
<b>Total Salaries &amp; Benefits</b>	<b>15,581</b>	<b>31,907</b>	<b>29,038</b>	<b>39,509</b>	<b>41,077</b>	<b>0</b>

Services & Supplies

5106 Insurance	1,328	2,194	3,797	3,797	2,306	
5120 Communications	0	0	0			
5140 Maintenance Equipment	0	0	0			
5145 Maintenance Building	2,970	703	4,260			
5168 Admin DPW	9,251	10,558	6,043	11,756	11,756	
5160 Office Expense	12,221	11,260	4,260			
5165 Professional & Specialized	16,771	1,855	0	3,894	3,888	
5166 A87 Costs	(5,437)	4,926	4,326	4,326	10,564	
5180 Rents Building	12,000	11,600	12,000	12,000	12,000	**
7041 Restroom Maintenance	12,783	13,177	11,620	13,179	13,179	
5187 Special Dept Expense	21,704	(18,662)	(13,346)			
6091 Projects - ASI	0	0	0			
7019 Sierraville School	14,392	19,543	11,620	10,000	10,000	
7004 Parks	85,987	44,704	23,691	46,000	46,000	***
7017 OHV Snow Grooming	1,930	99,119	69,926	118,500	118,500	
<b>Total Services &amp; Supplies</b>	<b>185,901</b>	<b>200,975</b>	<b>138,198</b>	<b>223,451</b>	<b>228,193</b>	<b>0</b>

Fixed Assets

Satelight Marker	0	0	0			
Sierra City Park						
Alleghany Park						
Lions Park						
Kentucky Mine						
<b>Total Fixed Assets</b>	<b>0</b>	<b>0</b>	<b>0</b>	<b>0</b>	<b>0</b>	<b>0</b>

<b>BUDGET UNIT TOTAL</b>	<b>201,482</b>	<b>232,883</b>	<b>167,236</b>	<b>262,960</b>	<b>269,270</b>	<b>0</b>
--------------------------	----------------	----------------	----------------	----------------	----------------	----------

Number of Personnel Budgeted		0.5	0.3	0.58	0.58	0.58
------------------------------	--	-----	-----	------	------	------

\*\* Post Office pass thru to CIA  
\*\*\* Water at Kentucky Mine, Solid Waste, Calpine Culvert

STATE CONTROLLER  
COUNTY BUDGET ACT

BUDGET UNIT DETAIL

SCHEDULE 9

COUNTY OF SIERRA  
STATE OF CALIFORNIA

FISCAL YEAR 2017-18

Budget Name  
Function  
Activity  
Fund  
Budget Unit

**PENSION BOND**  
Debt Service  
Debt Service  
**600**  
6003090

FINANCING USES CLASSIFICATION (1)	2014-15 ACTUAL (2)	2015-16 ACTUAL (3)	2016-17 as of 6/01/17 (4)	2016-17 ADOPTED (7)	2017-18 RECOMMENDED (6)	2017-18 ADOPTED (7)
<b>Financing Source by Revenue Category</b>						
Taxes	0	0	0	0	0	0
Use of Money	0	0	0	0	0	0
Intergovernmental	0	0	0	0	0	0
Licenses Permits & Franchises	0	0	0	0	0	0
Fines, Forfeitures & Penalties	0	0	0	0	0	0
Charges For Services	0	0	0	0	0	0
Miscellaneous	0	0	0	575,390	589,398	0
<b>Total Revenues</b>	<b>0</b>	<b>0</b>	<b>0</b>	<b>575,390</b>	<b>589,398</b>	<b>0</b>
<b>Other</b>						
5310 Interest on Debt	177,100	159,383	72,644	143,845	119,853	
5312 Principle Payment	377,000	408,000	218,000	437,000	468,000	
Bond Costs	795	795	795		1,545	
<b>Total Other</b>	<b>554,895</b>	<b>568,178</b>	<b>291,439</b>	<b>580,845</b>	<b>589,398</b>	<b>0</b>
<b>7600 Transfers Out</b>	<b>0</b>	<b>0</b>	<b>0</b>		<b>0</b>	
<b>BUDGET UNIT TOTAL</b>	<b>554,895</b>	<b>568,178</b>	<b>291,439</b>	<b>580,845</b>	<b>589,398</b>	<b>0</b>

Number of Personnel Budgeted



STATE CONTROLLER  
COUNTY BUDGET ACT

BUDGET UNIT DETAIL

SCHEDULE 9

COUNTY OF SIERRA  
STATE OF CALIFORNIA

FISCAL YEAR 2017-18

Budget Name  
Function  
Activity  
Fund  
Budget Unit

Realignment Protective Srvs Sub Acct.  
Public Assistance  
Public Assistance  
**812**  
8120000

FINANCING USES CLASSIFICATION (1)	2014-15 ACTUAL (2)	2015-16 ACTUAL (3)	2016-17 as of 6/01/17 (4)	2016-17 ADOPTED (7)	2017-18 RECOMMENDED (6)	2017-18 ADOPTED (7)
---	--------------------------	--------------------------	---------------------------------	---------------------------	-------------------------------	---------------------------

Financing Source by Revenue Category

Taxes	0	0	0		0	
Use of Money	0	0	0	0	0	0
Intergovernmental	0	0	0	0	0	0
Licenses Permits & Franchises	0	0	0		0	
Fines, Forfeitures & Penalties	0	0	0		0	
Charges For Services	0	0	0		0	
Interfund Transfer	0	0	0	0	0	0
<b>Total Revenues</b>	<b>0</b>	<b>0</b>	<b>0</b>	<b>0</b>	<b>0</b>	<b>0</b>

Services & Supplies

5106 Insurance	0	0	0			
5120 Communications	0	0	0			
5140 Maintenance Equipment	0	0	0			
5145 Maintenance Building	0	0	0			
5177 Treasurers Fees	0	0	0			
5160 Office Expense	0	0	0			
5165 Professional & Specialized	0	0	0			
5166 A87 Costs	0	0	0			
5180 Rents Building	0	0	0			
5187 Restroom Maintenance	0	0	0			
5187 Special Dept Expense	0	0	0	8,434	8,434	
Other	0	0	0	76,883	76,883	
<b>Total Services &amp; Supplies</b>	<b>0</b>	<b>0</b>	<b>0</b>	<b>85,317</b>	<b>85,317</b>	<b>0</b>

Fixed Assets

6228 Equipment	0	0	0			
<b>Total Fixed Assets</b>	<b>0</b>	<b>0</b>	<b>0</b>	<b>0</b>	<b>0</b>	<b>0</b>

BUDGET UNIT TOTAL

	<b>0</b>	<b>0</b>	<b>0</b>	<b>85,317</b>	<b>85,317</b>	<b>0</b>
memo: Transfers Out			317,773	678,389	912,312	0

COUNTY OF SIERRA  
STATE OF CALIFORNIA  
FISCAL YEAR 2017-18

Budget Name  
Function  
Activity  
Fund  
Budget Unit  
**Realignment Behavioral Health**  
Health & Sanitation  
Health  
**812**  
8121000

FINANCING USES CLASSIFICATION (1)	2014-15 ACTUAL (2)	2015-16 ACTUAL (3)	2016-17 as of 6/01/17 (4)	2016-17 ADOPTED (7)	2017-18 RECOMMENDED (6)	2017-18 ADOPTED (7)
---	--------------------------	--------------------------	---------------------------------	---------------------------	-------------------------------	---------------------------

**Financing Source by Revenue Category**

Taxes	0	0	0		0	
Use of Money						
Intergovernmental	877,259	862,091	612,114	678,389	912,312	0
Licenses Permits & Franchises	0	0	0		0	
Fines, Forfeitures & Penalties	0	0	0		0	
Charges For Services	0	0	0		0	
Interfund Transfer	0	0	0	0	0	0
<b>Total Revenues</b>	<b>877,259</b>	<b>862,091</b>	<b>612,114</b>	<b>678,389</b>	<b>912,312</b>	<b>0</b>

**Services & Supplies**

5106 Insurance	0	0	0	0	0	0
5120 Communications	0	0	0	0	0	0
5140 Maintenance Equipment	0	0	0	0	0	0
5145 Maintenance Building	0	0	0	0	0	0
5177 Treasurers Fees	0	0	0	0	0	0
5160 Office Expense	0	0	0	0	0	0
5165 Professional & Specialized	0	0	0	0	0	0
5166 A87 Costs	0	0	0	0	0	0
5180 Rents Building	0	0	0	0	0	0
5187 Special Dept Expense	0	0	0	0	0	0
Other	0	0	0	0	0	0
<b>Total Services &amp; Supplies</b>	<b>0</b>	<b>0</b>	<b>0</b>	<b>0</b>	<b>0</b>	<b>0</b>

**Fixed Assets**

6228 Equipment	0	0	0			
<b>Total Fixed Assets</b>	<b>0</b>	<b>0</b>	<b>0</b>	<b>0</b>	<b>0</b>	<b>0</b>

<b>BUDGET UNIT TOTAL</b>	<b>0</b>	<b>0</b>	<b>0</b>	<b>0</b>	<b>0</b>	<b>0</b>
memo:		Transfers Out	17,883	132,796	340,597	0

COUNTY OF SIERRA  
STATE OF CALIFORNIA  
FISCAL YEAR 2017-18

Budget Name  
Function  
Activity  
Fund  
Budget Unit  
Comm. Corrections Performance Incer  
Public Protection  
Detention & Corrections  
813  
8130000

FINANCING USES CLASSIFICATION (1)	2014-15 ACTUAL (2)	2015-16 ACTUAL (3)	2016-17 as of 6/01/17 (4)	2016-17 ADOPTED (7)	2017-18 RECOMMENDED (6)	2017-18 ADOPTED (7)
---	--------------------------	--------------------------	---------------------------------	---------------------------	-------------------------------	---------------------------

Financing Source by Revenue Category

Taxes	0	0	0		0	
Use of Money	0	0	0	0	0	0
Intergovernmental	542,085	524,332	324,745	200,000	200,000	0
Licenses Permits & Franchises	0	0	0		0	
Fines, Forfeitures & Penalties	0	0	0		0	
Charges For Services	0	0	0		0	
Interfund Transfer	0	0	0	0	0	0
<b>Total Revenues</b>	<b>542,085</b>	<b>524,332</b>	<b>324,745</b>	<b>200,000</b>	<b>200,000</b>	<b>0</b>

Services & Supplies

5106 Insurance	0	0	0			
5120 Communications	0	0	3,001			
5140 Maintenance Equipment	0	0	0			
5145 Maintenance Building	0	0	0			
5177 Treasurers Fees	0	0	0			
5160 Office Expense	0	433	0			
5165 Professional & Specialized	5,317	11,904	14,076			
5166 A87 Costs	0	0	0			
5180 Rents Building	0	0	0			
	0	0	0			
5187 Special Dept Expense	9,898	6,371	2,923	80,000	80,000	
Other	0	0	0			
<b>Total Services &amp; Supplies</b>	<b>15,215</b>	<b>18,707</b>	<b>20,000</b>	<b>80,000</b>	<b>80,000</b>	<b>0</b>

Fixed Assets

6228 Equipment	0	0	0			
<b>Total Fixed Assets</b>	<b>0</b>	<b>0</b>	<b>0</b>	<b>0</b>	<b>0</b>	<b>0</b>

<b>BUDGET UNIT TOTAL</b>	<b>15,215</b>	<b>18,707</b>	<b>20,000</b>	<b>80,000</b>	<b>80,000</b>	<b>0</b>
memo:		Transfers Out		150,000	180,000	0

COUNTY OF SIERRA  
STATE OF CALIFORNIA  
FISCAL YEAR 2017-18

Budget Name  
Function  
Activity  
Fund  
Budget Unit  
Community Corrections Sub Acct.  
Public Protection  
Detention & Corrections  
813  
8131000

FINANCING USES CLASSIFICATION (1)	2014-15 ACTUAL (2)	2015-16 ACTUAL (3)	2016-17 as of 6/01/17 (4)	2016-17 ADOPTED (7)	2017-18 RECOMMENDED (6)	2017-18 ADOPTED (7)
---	--------------------------	--------------------------	---------------------------------	---------------------------	-------------------------------	---------------------------

Financing Source by Revenue Category

Taxes	0	0	0		0	
Use of Money						
Intergovernmental	189,243	284,202	145,025	274,821	274,821	0
Licenses Permits & Franchises	0	0	0		0	
Fines, Forfeitures & Penalties	0	0	0		0	
Charges For Services	0	0	0		0	
Interfund Transfer	0	0	0	0	0	0
<b>Total Revenues</b>	<b>189,243</b>	<b>284,202</b>	<b>145,025</b>	<b>274,821</b>	<b>274,821</b>	<b>0</b>

Services & Supplies

5106 Insurance	0	0	0	0	0	0
5120 Communications	0	0	2,001	0	667	0
5140 Maintenance Equipment	0	0	0	0	0	0
5145 Maintenance Building	0	0	0	0	0	0
5177 Treasurers Fees	0	0	0	0	0	0
5160 Office Expense	0	0	0	0	0	0
5165 Professional & Specialized	7,419	8,845	22,192			
5166 A87 Costs	0	0	0	0	0	0
5180 Rents Building	0	0	0	0	0	0
5187 Special Dept Expense	0	50	0	128,000	128,000	
Other	0	0	0	0	0	0
<b>Total Services &amp; Supplies</b>	<b>7,419</b>	<b>8,895</b>	<b>24,193</b>	<b>128,000</b>	<b>128,667</b>	<b>0</b>

Fixed Assets

6228 Equipment	0	0	0			
<b>Total Fixed Assets</b>	<b>0</b>	<b>0</b>	<b>0</b>	<b>0</b>	<b>0</b>	<b>0</b>

<b>BUDGET UNIT TOTAL</b>	<b>7,419</b>	<b>8,895</b>	<b>24,193</b>	<b>128,000</b>	<b>128,667</b>	<b>0</b>
memo:		Transfers Out		<b>233,000</b>	<b>233,000</b>	<b>0</b>

STATE CONTROLLER  
COUNTY BUDGET ACT

BUDGET UNIT DETAIL

SCHEDULE 9

COUNTY OF SIERRA  
STATE OF CALIFORNIA

FISCAL YEAR 2017-18

Budget Name  
Function  
Activity  
Fund  
Budget Unit

Comm. Corrections Admin. Advice  
Public Protection  
Detention & Corrections  
**813**  
8131010

FINANCING USES CLASSIFICATION (1)	2014-15 ACTUAL (2)	2015-16 ACTUAL (3)	2016-17 as of 6/01/17 (4)	2016-17 ADOPTED (7)	2017-18 RECOMMENDED (6)	2017-18 ADOPTED (7)
---	--------------------------	--------------------------	---------------------------------	---------------------------	-------------------------------	---------------------------

Financing Source by Revenue Category

Taxes	0	0	0		0	
Use of Money						
Intergovernmental	100,000	0	0	0	0	0
Licenses Permits & Franchises	0	0	0		0	
Fines, Forfeitures & Penalties	0	0	0		0	
Charges For Services	0	0	0		0	
Interfund Transfer	0	0	0	0	0	0
<b>Total Revenues</b>	<b>100,000</b>	<b>0</b>	<b>0</b>	<b>0</b>	<b>0</b>	<b>0</b>

Services & Supplies

5106 Insurance	0	0	0			
5120 Communications	0	0	0			
5140 Maintenance Equipment	0	0	0			
5145 Maintenance Building	0	0	0			
5177 Treasurers Fees	0	0	0			
5160 Office Expense	0	0	152			
5165 Professional & Specialized	13,349	13,925	0			
5166 A87 Costs	0	0	0			
5180 Rents Building	0	0	0			
5187 Special Dept Expense	0	0	0	205,000	205,000	
Other	0	0	0			
<b>Total Services &amp; Supplies</b>	<b>13,349</b>	<b>13,925</b>	<b>152</b>	<b>205,000</b>	<b>205,000</b>	<b>0</b>

Fixed Assets

6228 Equipment	0	0	0			
<b>Total Fixed Assets</b>	<b>0</b>	<b>0</b>	<b>0</b>	<b>0</b>	<b>0</b>	<b>0</b>

<b>BUDGET UNIT TOTAL</b>	<b>13,349</b>	<b>13,925</b>	<b>152</b>	<b>205,000</b>	<b>205,000</b>	<b>0</b>
memo:		Transfers Out		0	0	0

COUNTY OF SIERRA  
STATE OF CALIFORNIA  
  
FISCAL YEAR 2017-18

Budget Name  
Function  
Activity  
Fund  
Budget Unit

**Trial Court Security**  
Public Protection  
Public Protection  
**813**  
8132000

FINANCING USES CLASSIFICATION (1)	2014-15 ACTUAL (2)	2015-16 ACTUAL (3)	2016-17 as of 6/01/17 (4)	2016-17 ADOPTED (7)	2017-18 RECOMMENDED (6)	2017-18 ADOPTED (7)
<b>Financing Source by Revenue Category</b>						
Taxes	0	0	0		0	
Use of Money						
Intergovernmental	29,951	26,726	20,785	24,300	24,300	0
Licenses Permits & Franchises	0	0	0		0	
Fines, Forfeitures & Penalties	0	0	0		0	
Charges For Services	0	0	0		0	
Interfund Transfer	0	0	0	0	0	0
<b>Total Revenues</b>	<b>29,951</b>	<b>26,726</b>	<b>20,785</b>	<b>24,300</b>	<b>24,300</b>	<b>0</b>
<b>Services &amp; Supplies</b>						
5106 Insurance	0	0	0	0	0	0
5120 Communications	0	0	0	0	0	0
5140 Maintenance Equipment	0	0	0	0	0	0
5145 Maintenance Building	0	0	0	0	0	0
5177 Treasurers Fees	0	0	0	0	0	0
5160 Office Expense	0	0	0	0	0	0
5165 Professional & Specialized	0	0	0	0	0	0
5166 A87 Costs	0	0	0	0	0	0
5180 Rents Building	0	0	0	0	0	0
	0	0	0			
5187 Special Dept Expense	0	0	0			
Other	0	0	0	0	0	0
<b>Total Services &amp; Supplies</b>	<b>0</b>	<b>0</b>	<b>0</b>	<b>0</b>	<b>0</b>	<b>0</b>
<b>Fixed Assets</b>						
6228 Equipment	0	0	0			
<b>Total Fixed Assets</b>	<b>0</b>	<b>0</b>	<b>0</b>	<b>0</b>	<b>0</b>	<b>0</b>
<b>BUDGET UNIT TOTAL</b>	<b>0</b>	<b>0</b>	<b>0</b>	<b>0</b>	<b>0</b>	<b>0</b>
memo:		Transfers Out		<b>24,300</b>		<b>24,300</b>

STATE CONTROLLER  
COUNTY BUDGET ACT

BUDGET UNIT DETAIL

SCHEDULE 9

COUNTY OF SIERRA  
STATE OF CALIFORNIA

FISCAL YEAR 2017-18

Budget Name  
Function  
Activity  
Fund  
Budget Unit

Realignment D.A. & P.D.  
Public Protection  
Public Protection  
**813**  
8133000

FINANCING USES CLASSIFICATION (1)	2014-15 ACTUAL (2)	2015-16 ACTUAL (3)	2016-17 as of 6/01/17 (4)	2016-17 ADOPTED (7)	2017-18 RECOMMENDED (6)	2017-18 ADOPTED (7)
---	--------------------------	--------------------------	---------------------------------	---------------------------	-------------------------------	---------------------------

Financing Source by Revenue Category

Taxes	0	0	0		0	
Use of Money	0	0	0	0	0	0
Intergovernmental	0	0	0	0	0	0
Licenses Permits & Franchises	0	0	0		0	
Fines, Forfeitures & Penalties	0	0	0		0	
Charges For Services	0	0	0		0	
Interfund Transfer	0	0	0	0	0	0
<b>Total Revenues</b>	<b>0</b>	<b>0</b>	<b>0</b>	<b>0</b>	<b>0</b>	<b>0</b>

Services & Supplies

5106 Insurance	0	0	0			
5120 Communications	0	0	250			
5140 Maintenance Equipment	0	0	0			
5145 Maintenance Building	0	0	0			
5177 Treasurers Fees	0	0	0			
5155 Office Expense	0	0	0			
5165 Professional & Specialized	0	0	0			
5166 A87 Costs	0	0	0			
5180 Rents Building	0	0	0			
	0	0	0			
5187 Special Dept Expense	0	1,416	3,324	3,000	3,000	
Other	0	0	0			
<b>Total Services &amp; Supplies</b>	<b>0</b>	<b>1,416</b>	<b>3,574</b>	<b>3,000</b>	<b>3,000</b>	<b>0</b>

Fixed Assets

6228 Equipment	0	0	0			
<b>Total Fixed Assets</b>	<b>0</b>	<b>0</b>	<b>0</b>	<b>0</b>	<b>0</b>	<b>0</b>

<b>BUDGET UNIT TOTAL</b>	<b>0</b>	<b>1,416</b>	<b>3,574</b>	<b>3,000</b>	<b>3,000</b>	<b>0</b>
memo:		Transfers Out		<b>38,000</b>	3,000	0

COUNTY OF SIERRA  
STATE OF CALIFORNIA  
FISCAL YEAR 2017-18

Budget Name  
Function  
Activity  
Fund  
Budget Unit  
Juvinal Probation Camp Funding  
Public Protection  
Detention & Corrections  
813  
8134000

FINANCING USES CLASSIFICATION (1)	2014-15 ACTUAL (2)	2015-16 ACTUAL (3)	2016-17 as of 6/01/17 (4)	2016-17 ADOPTED (7)	2017-18 RECOMMENDED (6)	2017-18 ADOPTED (7)
---	--------------------------	--------------------------	---------------------------------	---------------------------	-------------------------------	---------------------------

Financing Source by Revenue Category

Taxes	0	0	0		0	
Use of Money						
Intergovernmental	0	0	0	0	0	0
Licenses Permits & Franchises	0	0	0		0	
Fines, Forfeitures & Penalties	0	0	0		0	
Charges For Services	0	0	0		0	
Interfund Transfer	0	0	0	0	0	0
<b>Total Revenues</b>	<b>0</b>	<b>0</b>	<b>0</b>	<b>0</b>	<b>0</b>	<b>0</b>
<b>Services &amp; Supplies</b>						
5106 Insurance	0	0	0		0	
5120 Communications	0	0	0		0	
5240 Maintenance Equipment	0	0	0	2,000	2,000	
5245 Maintenance Building	0	0	0	0	0	
5177 Treasurers Fees	0	0	0		0	
5160 Office Expense	0	0	0	0	0	
5165 Professional & Specialized	0	0	0	3,500	3,500	
5166 A87 Costs	0	0	0	0	0	
5180 Rents Building	0	0	0	6,000	6,000	
5502 Travel				500	500	
5187 Special Dept Expense	0	0	0	7,000	7,000	
Other	0	0	0		0	
<b>Total Services &amp; Supplies</b>	<b>0</b>	<b>0</b>	<b>0</b>	<b>19,000</b>	<b>19,000</b>	<b>0</b>
<b>Fixed Assets</b>						
6228 Equipment	0	0	0			
<b>Total Fixed Assets</b>	<b>0</b>	<b>0</b>	<b>0</b>	<b>0</b>	<b>0</b>	<b>0</b>
<b>BUDGET UNIT TOTAL</b>	<b>0</b>	<b>0</b>	<b>0</b>	<b>19,000</b>	<b>19,000</b>	<b>0</b>
memo:		Transfers Out				



COUNTY OF SIERRA  
STATE OF CALIFORNIA  
  
FISCAL YEAR 2017-18

Budget Name  
Function  
Activity  
Fund  
Budget Unit

**YOBG Grant**  
Public Protection  
Detention & Corrections  
**813**  
8134100

FINANCING USES CLASSIFICATION (1)	2014-15 ACTUAL (2)	2015-16 ACTUAL (3)	2016-17 as of 6/01/17 (4)	2016-17 ADOPTED (7)	2017-18 RECOMMENDED (6)	2017-18 ADOPTED (7)
---	--------------------------	--------------------------	---------------------------------	---------------------------	-------------------------------	---------------------------

**Financing Source by Revenue Category**

Taxes	0	0	0		0	
Use of Money						
Intergovernmental	0	0	0	0	0	0
Licenses Permits & Franchises	0	0	0		0	
Fines, Forfeitures & Penalties	0	0	0		0	
Charges For Services	0	0	0		0	
Interfund Transfer	0	0	0	0	0	0
<b>Total Revenues</b>	<b>0</b>	<b>0</b>	<b>0</b>	<b>0</b>	<b>0</b>	<b>0</b>

**Services & Supplies**

5106 Insurance	0	0	0	0	0	0
5120 Communications	0	0	0	0	0	0
5140 Maintenance Equipment	0	0	0	0	0	0
5145 Maintenance Building	0	0	0	0	0	0
5177 Treasurers Fees	0	0	0	0	0	0
5160 Office Expense	0	0	0	0	0	0
5165 Professional & Specialized	0	0	0	0	0	0
5166 A87 Costs	0	0	0	0	0	0
5180 Rents Building	0	0	0	0	0	0
	0	0	0			
5187 Special Dept Expense	0	0	0	0	0	0
Other	0	0	0	0	0	0
<b>Total Services &amp; Supplies</b>	<b>0</b>	<b>0</b>	<b>0</b>	<b>0</b>	<b>0</b>	<b>0</b>

**Fixed Assets**

6228 Equipment	0	0	0			
<b>Total Fixed Assets</b>	<b>0</b>	<b>0</b>	<b>0</b>	<b>0</b>	<b>0</b>	<b>0</b>

<b>BUDGET UNIT TOTAL</b>	<b>0</b>	<b>0</b>	<b>0</b>	<b>0</b>	<b>0</b>	<b>0</b>
memo:		Transfers Out		<b>130,000</b>	130,000	0

COUNTY OF SIERRA  
STATE OF CALIFORNIA  
FISCAL YEAR 2017-18

Budget Name  
Function  
Activity  
Fund  
Budget Unit  
**Mental Health Realignment**  
Health & Sanitation  
Health  
**Human Services**  
8150000

FINANCING USES CLASSIFICATION (1)	2014-15 ACTUAL (2)	2015-16 ACTUAL (3)	2016-17 as of 6/01/17 (4)	2016-17 ADOPTED (7)	2017-18 RECOMMENDED (6)	2017-18 ADOPTED (7)
---	--------------------------	--------------------------	---------------------------------	---------------------------	-------------------------------	---------------------------

**Financing Source by Revenue Category**

Taxes	0	0	0		0	
Use of Money	0	0	0	0	0	0
Intergovernmental	338,733	312,619	252,587	248,948	317,113	0
Licenses Permits & Franchises	0	0	0		0	
Fines, Forfeitures & Penalties	0	0	0		0	
Charges For Services	0	0	0		0	
Interfund Transfer	0	0	0	0	51,386	0
<b>Total Revenues</b>	<b>338,733</b>	<b>312,619</b>	<b>252,587</b>	<b>248,948</b>	<b>368,499</b>	<b>0</b>
<b>Services &amp; Supplies</b>						
5106 Insurance	0	0	0	0	0	0
5120 Communications	0	0	0	0	0	0
5140 Maintenance Equipment	0	0	0	0	0	0
5145 Maintenance Building	0	0	0	0	0	0
5177 Treasurers Fees	0	0	0		0	
5160 Office Expense	0	0	0	0	0	0
5165 Professional & Specialized	0	0	0	0	0	0
5166 A87 Costs	0	0	0	0	0	0
5180 Rents Building	0	0	0	0	0	0
5187 Restroom Maintenance	0	0	0	0	0	0
5187 Special Dept Expense	0	0	0	0	0	0
Other	0	0	0	0	0	0
<b>Total Services &amp; Supplies</b>	<b>0</b>	<b>0</b>	<b>0</b>	<b>0</b>	<b>0</b>	<b>0</b>
<b>Fixed Assets</b>						
6228 Equipment	0	0	0			
<b>Total Fixed Assets</b>	<b>0</b>	<b>0</b>	<b>0</b>	<b>0</b>	<b>0</b>	<b>0</b>
<b>BUDGET UNIT TOTAL</b>	<b>0</b>	<b>0</b>	<b>0</b>	<b>0</b>	<b>0</b>	<b>0</b>
				memo: Transfers Out	333,785	317,113

COUNTY OF SIERRA  
STATE OF CALIFORNIA  
FISCAL YEAR 2017-18

Budget Name  
Function  
Activity  
Fund  
Budget Unit

**Social Services Realignment**  
Public Assistance  
Public Assistance  
**Human Services**  
8160000

FINANCING USES CLASSIFICATION (1)	2014-15 ACTUAL (2)	2015-16 ACTUAL (3)	2016-17 as of 6/01/17 (4)	2016-17 ADOPTED (7)	2017-18 RECOMMENDED (6)	2017-18 ADOPTED (7)
---	--------------------------	--------------------------	---------------------------------	---------------------------	-------------------------------	---------------------------

**Financing Source by Revenue Category**

Taxes						
Use of Money	0	0	0	0	0	0
Intergovernmental	581,692	550,861	467,212	728,365	553,000	0
Licenses Permits & Franchises	0	0	0		0	
Fines, Forfeitures & Penalties	0	0	0		0	
Charges For Services	0	0	0		0	
Miscellaneous	0	0	0	0	0	0
<b>Total Revenues</b>	<b>581,692</b>	<b>550,861</b>	<b>467,212</b>	<b>728,365</b>	<b>553,000</b>	<b>0</b>
<b>Services &amp; Supplies</b>						
5106 Insurance	0	0	0			
5120 Communications	20,457	0	0			
5140 Maintenance Equipment	0	0	0			
5145 Maintenance Building	0	0	0			
5177 Memberships	0	0	0	6,813	6,813	*
5160 Office Expense	0	0	0	0	0	0
5165 Professional & Specialized	0	0	0	0	0	0
5166 A87 Costs	0	0	0	0	0	0
Other	0	2,500	0			
<b>Total Services &amp; Supplies</b>	<b>20,457</b>	<b>2,500</b>	<b>0</b>	<b>6,813</b>	<b>6,813</b>	<b>0</b>
<b>Fixed Assets</b>						
6228 Equipment	0	0	0			
<b>Total Fixed Assets</b>	<b>0</b>	<b>0</b>	<b>0</b>	<b>0</b>	<b>0</b>	<b>0</b>
<b>BUDGET UNIT TOTAL</b>	<b>20,457</b>	<b>2,500</b>	<b>0</b>	<b>6,813</b>	<b>6,813</b>	<b>0</b>
* <b>Membership: CMSP</b>						
memo: Transfers Out				921,039	672,837	0

COUNTY OF SIERRA  
STATE OF CALIFORNIA  
  
FISCAL YEAR 2017-18

Budget Name  
Function  
Activity  
Fund  
Budget Unit  
  
Health Realignment  
Health & Sanitation  
Health  
Human Services  
8170000

FINANCING USES CLASSIFICATION (1)	2014-15 ACTUAL (2)	2015-16 ACTUAL (3)	2016-17 as of 6/01/17 (4)	2016-17 ADOPTED (7)	2017-18 RECOMMENDED (6)	2017-18 ADOPTED (7)
<b>Financing Source by Revenue Category</b>						
Taxes						
Use of Money	0	0	0	0	0	0
Intergovernmental	287,278	278,762	268,702	298,518	311,500	0
Licenses Permits & Franchises	0	0	0		0	
Fines, Forfeitures & Penalties	0	0	0		0	
Charges For Services	0	0	0		0	
Miscellaneous	0	0	0	0	0	0
<b>Total Revenues</b>	<b>287,278</b>	<b>278,762</b>	<b>268,702</b>	<b>298,518</b>	<b>311,500</b>	<b>0</b>
<b>Services &amp; Supplies</b>						
5106 Insurance	0	0	0			
5120 Communications	0	0	0			
5140 Maintenance Equipment	0	0	0			
5145 Maintenance Building	0	0	0			
5177 Treasures Fees	0	0	0		0	
5160 Office Expense	0	0	0			
5165 Professional & Specialized	0	0	0			
5166 A87 Costs	0	0	0			
Other	0	0	0		0	
<b>Total Services &amp; Supplies</b>	<b>0</b>	<b>0</b>	<b>0</b>	<b>0</b>	<b>0</b>	<b>0</b>
<b>Fixed Assets</b>						
6228 Equipment	0	0	0			
<b>Total Fixed Assets</b>	<b>0</b>	<b>0</b>	<b>0</b>	<b>0</b>	<b>0</b>	<b>0</b>
<b>BUDGET UNIT TOTAL</b>	<b>0</b>	<b>0</b>	<b>0</b>	<b>0</b>	<b>0</b>	<b>0</b>
	memo: Transfers Out			406,355	486,800	0

COUNTY OF SIERRA  
STATE OF CALIFORNIA  
  
FISCAL YEAR 2017-18

Budget Name  
Function  
Activity  
Fund  
Budget Unit  
  
DNA  
Public Protection  
Police Protection  
Law Enforcement  
8180000

FINANCING USES CLASSIFICATION (1)	2014-15 ACTUAL (2)	2015-16 ACTUAL (3)	2016-17 as of 6/01/17 (4)	2016-17 ADOPTED (7)	2017-18 RECOMMENDED (6)	2017-18 ADOPTED (7)
---	--------------------------	--------------------------	---------------------------------	---------------------------	-------------------------------	---------------------------

**Financing Source by Revenue Category**

Taxes	0	0	0	0	0	0
Use of Money	0	0	0	0	0	0
Intergovernmental	0	0	0	0	0	0
Licenses Permits & Franchises	0	0	0	0	0	0
Fines, Forfeitures & Penalties	2,182	2,154	1,482	2,000	2,000	0
Charges For Services	0	0	0	0	0	0
Miscellaneous	0	0	0	0	0	0
<b>Total Revenues</b>	<b>2,182</b>	<b>2,154</b>	<b>1,482</b>	<b>2,000</b>	<b>2,000</b>	<b>0</b>
<b>Services &amp; Supplies</b>						
5106 Insurance	0	0	0			
5120 Communications	0	0	0	0	0	0
5140 Maintenance Equipment	0	0	0	0	0	0
5145 Maintenance Building	0	0	0	0	0	0
5150 Memberships	0	0	0	0	0	0
5160 Office Expense	0	0	0	0	0	0
5165 Professional & Specialized	0	0	0	0	0	0
5166 A87 Costs	0	0	0	0	0	0
Other	181	168	65	1,650	1,650	
<b>Total Services &amp; Supplies</b>	<b>181</b>	<b>168</b>	<b>65</b>	<b>1,650</b>	<b>1,650</b>	<b>0</b>
<b>Fixed Assets</b>						
6228 Equipment	0	0	0			
<b>Total Fixed Assets</b>	<b>0</b>	<b>0</b>	<b>0</b>	<b>0</b>	<b>0</b>	<b>0</b>
<b>BUDGET UNIT TOTAL</b>	<b>181</b>	<b>168</b>	<b>65</b>	<b>1,650</b>	<b>1,650</b>	<b>0</b>

COUNTY OF SIERRA  
STATE OF CALIFORNIA  
  
FISCAL YEAR 2017-18

Budget Name  
Function  
Activity  
Fund  
Budget Unit  
  
Security Measures  
General  
Judicial/Other  
Special Revenue  
8211001

FINANCING USES CLASSIFICATION (1)	2014-15 ACTUAL (2)	2015-16 ACTUAL (3)	2016-17 as of 6/01/17 (4)	2016-17 ADOPTED (7)	2017-18 RECOMMENDED (6)	2017-18 ADOPTED (7)
<b>Financing Source by Revenue Category</b>						
Taxes	0	0	0	0	0	0
Use of Money	0	0	0	0	0	0
Intergovernmental	0	0	0	0	0	0
Licenses Permits & Franchises	0	0	0	0	0	0
Fines, Forfeitures & Penalties	0	0	0	0	0	0
Charges For Services	162	65	56	79	79	0
Miscellaneous	0	0	0	0	0	0
<b>Total Revenues</b>	<b>162</b>	<b>65</b>	<b>56</b>	<b>79</b>	<b>79</b>	<b>0</b>
<b>Services &amp; Supplies</b>						
5106 Insurance	0	0	0			
5120 Communications	0	0	0	0	0	0
5140 Maintenance Equipment	0	0	0	0	0	0
5145 Maintenance Building	0	0	0	0	0	0
5150 Memberships	0	0	0	0	0	0
5160 Office Expense	0	0	0	0	0	0
5165 Professional & Specialized	0	0	0	0	0	0
5166 A87 Costs	0	0	0	0	0	0
Other	0	0	0	0	0	0
<b>Total Services &amp; Supplies</b>	<b>0</b>	<b>0</b>	<b>0</b>	<b>0</b>	<b>0</b>	<b>0</b>
<b>Fixed Assets</b>						
6228 Equipment	0	0	0			
<b>Total Fixed Assets</b>	<b>0</b>	<b>0</b>	<b>0</b>	<b>0</b>	<b>0</b>	<b>0</b>
<b>BUDGET UNIT TOTAL</b>	<b>0</b>	<b>0</b>	<b>0</b>	<b>0</b>	<b>0</b>	<b>0</b>

STATE CONTROLLER  
COUNTY BUDGET ACT

BUDGET UNIT DETAIL

SCHEDULE 9

COUNTY OF SIERRA  
STATE OF CALIFORNIA  
  
FISCAL YEAR 2017-18

Budget Name  
Function  
Activity  
Fund  
Budget Unit  
  
Micrographics Trust  
General  
Judicial/Other  
Special Revenue  
8211003

FINANCING USES CLASSIFICATION (1)	2014-15 ACTUAL (2)	2015-16 ACTUAL (3)	2016-17 as of 6/01/17 (4)	2016-17 ADOPTED (7)	2017-18 RECOMMENDED (6)	2017-18 ADOPTED (7)
<b>Financing Source by Revenue Category</b>						
Taxes	0	0	0	0	0	0
Use of Money	0	0	0	0	0	0
Intergovernmental	0	0	0	0	0	0
Licenses Permits & Franchises	0	0	0	0	0	0
Fines, Forfeitures & Penalties	0	0	0	0	0	0
Charges For Services	4,945	5,115	4,449	5,023	5,023	0
Miscellaneous	0	0	0	0	0	0
<b>Total Revenues</b>	<b>4,945</b>	<b>5,115</b>	<b>4,449</b>	<b>5,023</b>	<b>5,023</b>	<b>0</b>
<b>Services &amp; Supplies</b>						
5106 Insurance	0	0	0			
5120 Communications	0	0	0	0	0	0
5140 Maintenance Equipment	0	0	0	0	0	0
5145 Maintenance Building	0	0	0	0	0	0
5150 Memberships	0	0	0	0	0	0
5160 Office Expense	0	0	0	0	0	0
5165 Professional & Specialized	0	0	0	0	0	0
5166 A87 Costs	0	0	0	0	0	0
Other	2,926	2,338	2,405	14,496	14,496	
<b>Total Services &amp; Supplies</b>	<b>2,926</b>	<b>2,338</b>	<b>2,405</b>	<b>14,496</b>	<b>14,496</b>	<b>0</b>
<b>Fixed Assets</b>						
6228 Equipment	0	0	0			
<b>Total Fixed Assets</b>	<b>0</b>	<b>0</b>	<b>0</b>	<b>0</b>	<b>0</b>	<b>0</b>
<b>BUDGET UNIT TOTAL</b>	<b>2,926</b>	<b>2,338</b>	<b>2,405</b>	<b>14,496</b>	<b>14,496</b>	<b>0</b>
Transfers Out				3,000	3,000	3,000

STATE CONTROLLER  
COUNTY BUDGET ACT

BUDGET UNIT DETAIL

SCHEDULE 9

COUNTY OF SIERRA  
STATE OF CALIFORNIA  
  
FISCAL YEAR 2017-18

Budget Name  
Function  
Activity  
Fund  
Budget Unit

Peace Officers Training  
Police/Protection  
Police/Protection  
Special Revenue  
8211004

FINANCING USES CLASSIFICATION (1)	2014-15 ACTUAL (2)	2015-16 ACTUAL (3)	2016-17 as of 6/01/17 (4)	2016-17 ADOPTED (7)	2017-18 RECOMMENDED (6)	2017-18 ADOPTED (7)
<b>Financing Source by Revenue Category</b>						
Taxes	0	0	0	0	0	0
Use of Money	0	0	0	0	0	0
Intergovernmental	0	0	0	0	0	0
Licenses Permits & Franchises	0	0	0	0	0	0
Fines, Forfeitures & Penalties	0	0	0	0	0	0
Charges For Services	23	26	22	0	0	0
Miscellaneous	0	0	0	0	0	0
<b>Total Revenues</b>	<b>23</b>	<b>26</b>	<b>22</b>	<b>0</b>	<b>0</b>	<b>0</b>
<b>Services &amp; Supplies</b>						
5106 Insurance	0	0	0			
5120 Communications	0	0	0	0	0	0
5140 Maintenance Equipment	0	0	0	0	0	0
5145 Maintenance Building	0	0	0	0	0	0
5150 Memberships	0	0	0	0	0	0
5160 Office Expense	0	0	0	0	0	0
5165 Professional & Specialized	0	0	0	0	0	0
5166 A87 Costs	0	0	0	0	0	0
Other	0	0	0	0	0	0
<b>Total Services &amp; Supplies</b>	<b>0</b>	<b>0</b>	<b>0</b>	<b>0</b>	<b>0</b>	<b>0</b>
<b>Fixed Assets</b>						
6228 Equipment	0	0				
<b>Total Fixed Assets</b>	<b>0</b>	<b>0</b>	<b>0</b>	<b>0</b>	<b>0</b>	<b>0</b>
<b>BUDGET UNIT TOTAL</b>	<b>0</b>	<b>0</b>	<b>0</b>	<b>0</b>	<b>0</b>	<b>0</b>



STATE CONTROLLER  
COUNTY BUDGET ACT

BUDGET UNIT DETAIL

SCHEDULE 9

COUNTY OF SIERRA  
STATE OF CALIFORNIA

FISCAL YEAR 2017-18

Budget Name  
Function  
Activity  
Fund  
Budget Unit

Recorder's Modernization Fund  
General  
Judicial/Other  
Special Revenue  
8211005

FINANCING USES CLASSIFICATION (1)	2014-15 ACTUAL (2)	2015-16 ACTUAL (3)	2016-17 as of 6/01/17 (4)	2016-17 ADOPTED (7)	2017-18 RECOMMENDED (6)	2017-18 ADOPTED (7)
---	--------------------------	--------------------------	---------------------------------	---------------------------	-------------------------------	---------------------------

Financing Source by Revenue Category

Taxes	0	0	0	0	0	0
Use of Money	0	0	0	0	0	0
Intergovernmental	0	0	0	0	0	0
Licenses Permits & Franchises	0	0	0	0	0	0
Fines, Forfeitures & Penalties	0	0	0	0	0	0
Charges For Services	8,030	7,859	11,423	10,354	10,354	0
Miscellaneous	0	0	0	0	0	0
<b>Total Revenues</b>	<b>8,030</b>	<b>7,859</b>	<b>11,423</b>	<b>10,354</b>	<b>10,354</b>	<b>0</b>

Services & Supplies

5106 Insurance	0	0	0			
5120 Communications	0	0	0	0	0	0
5140 Maintenance Equipment	0	0	0	0	0	0
5145 Maintenance Building	0	0	0	0	0	0
5150 Memberships	0	0	0	0	0	0
5160 Office Expense	2,413	5,995	0	455	454	
5165 Professional & Specialized	0	0	0	0	0	0
5166 A87 Costs	0	0	0	0	0	0
Other	5,730	1,460	3,729	33,676	33,676	
<b>Total Services &amp; Supplies</b>	<b>8,143</b>	<b>7,455</b>	<b>3,729</b>	<b>34,131</b>	<b>34,130</b>	<b>0</b>

Fixed Assets

6228 Equipment	0	1,000				
<b>Total Fixed Assets</b>	<b>0</b>	<b>1,000</b>	<b>0</b>	<b>0</b>	<b>0</b>	<b>0</b>

<b>BUDGET UNIT TOTAL</b>	<b>8,143</b>	<b>8,455</b>	<b>3,729</b>	<b>34,131</b>	<b>34,130</b>	<b>0</b>
		Transfers		3,000	3,000	3,000

STATE CONTROLLER  
COUNTY BUDGET ACT

BUDGET UNIT DETAIL

SCHEDULE 9

COUNTY OF SIERRA  
STATE OF CALIFORNIA  
  
FISCAL YEAR 2017-18

Budget Name  
Function  
Activity  
Fund  
Budget Unit

VITAL STATISTICS  
General  
Judicial/Other  
Special Revenues  
8211006

FINANCING USES CLASSIFICATION (1)	2014-15 ACTUAL (2)	2015-16 ACTUAL (3)	2016-17 as of 6/01/17 (4)	2016-17 ADOPTED (7)	2017-18 RECOMMENDED (6)	2017-18 ADOPTED (7)
<b>Financing Source by Revenue Category</b>						
Taxes	0	0	0	0	0	0
Use of Money	0	0	0	0	0	0
Intergovernmental	0	0	0	0	0	0
Licenses Permits & Franchises	0	0	0	0	0	0
Fines, Forfeitures & Penalties	0	0	0	0	0	0
Charges For Services	339	409	352	481	481	0
Miscellaneous	0	0	0	0	0	0
<b>Total Revenues</b>	<b>339</b>	<b>409</b>	<b>352</b>	<b>481</b>	<b>481</b>	<b>0</b>
<b>Services &amp; Supplies</b>						
5106 Insurance	0	0	0	0	0	0
5120 Communications	0	0	0	0	0	0
5140 Maintenance Equipment	0	0	0	0	0	0
5145 Maintenance Building	0	0	0	0	0	0
5150 Memberships	0	0	0	0	0	0
5160 Office Expense	0	0	0	0	0	0
5165 Professional & Specialized	0	0	0	0	0	0
5166 A87 Costs	0	0	0	0	0	0
5180 Rents Building	0	0	0	0	0	0
Other	1,240		0	0		0
<b>Total Services &amp; Supplies</b>	<b>1,240</b>	<b>0</b>	<b>0</b>	<b>0</b>	<b>0</b>	<b>0</b>
<b>Fixed Assets</b>						
6228 Equipment	0	0				
<b>Total Fixed Assets</b>	<b>0</b>	<b>0</b>	<b>0</b>	<b>0</b>	<b>0</b>	<b>0</b>
<b>BUDGET UNIT TOTAL</b>	<b>1,240</b>	<b>0</b>	<b>0</b>	<b>0</b>	<b>0</b>	<b>0</b>

STATE CONTROLLER  
COUNTY BUDGET ACT

BUDGET UNIT DETAIL

SCHEDULE 9

COUNTY OF SIERRA  
STATE OF CALIFORNIA

FISCAL YEAR 2017-18

Budget Name  
Function  
Activity  
Fund  
Budget Unit

LABRITORY FEES - DRUG TESTING  
Public Protection  
Police Protection  
Special Revenue  
8267650

FINANCING USES CLASSIFICATION (1)	2014-15 ACTUAL (2)	2015-16 ACTUAL (3)	2016-17 as of 6/01/17 (4)	2016-17 ADOPTED (7)	2017-18 RECOMMENDED (6)	2017-18 ADOPTED (7)
<b>Financing Source by Revenue Category</b>						
Taxes	0	0	0	0	0	0
Use of Money	0	0	0	0	0	0
Intergovernmental	0	0	0	0	0	0
Licenses Permits & Franchises	0	0	0	0	0	0
Fines, Forfeitures & Penalties	713	802	562	1,093	1,093	0
Charges For Services	0	0	0	0	0	0
Miscellaneous	0	0	0	0	0	0
<b>Total Revenues</b>	<b>713</b>	<b>802</b>	<b>562</b>	<b>1,093</b>	<b>1,093</b>	<b>0</b>
<b>Services &amp; Supplies</b>						
5106 Insurance	0	0	0	0	0	0
5120 Communications	0	0	0	0	0	0
5140 Maintenance Equipment	0	0	0	0	0	0
5145 Maintenance Building	0	0	0	0	0	0
5155 Misc.	937	324	385	0	0	0
5160 Office Expense	0	0	0	0	0	0
5165 Professional & Specialized	0	0	46	2,000	2,000	0
5166 A87 Costs	0	0	0	0	0	0
5180 Rents Building	0	0	0	0	0	0
Other	0	0	35	0	0	0
<b>Total Services &amp; Supplies</b>	<b>937</b>	<b>324</b>	<b>466</b>	<b>2,000</b>	<b>2,000</b>	<b>0</b>
<b>Fixed Assets</b>						
6228 Equipment	0	0	0	0	0	0
<b>Total Fixed Assets</b>	<b>0</b>	<b>0</b>	<b>0</b>	<b>0</b>	<b>0</b>	<b>0</b>
<b>BUDGET UNIT TOTAL</b>	<b>937</b>	<b>324</b>	<b>466</b>	<b>2,000</b>	<b>2,000</b>	<b>0</b>

STATE CONTROLLER  
COUNTY BUDGET ACT

BUDGET UNIT DETAIL

SCHEDULE 9

COUNTY OF SIERRA  
STATE OF CALIFORNIA

FISCAL YEAR 2017-18

Budget Name  
Function  
Activity  
Fund  
Budget Unit

Alcohol Program Fines Trust  
Health  
Health  
Special Revenue  
8277670

FINANCING USES CLASSIFICATION (1)	2014-15 ACTUAL (2)	2015-16 ACTUAL (3)	2016-17 as of 6/01/17 (4)	2016-17 ADOPTED (7)	2017-18 RECOMMENDED (6)	2017-18 ADOPTED (7)
<b>Financing Source by Revenue Category</b>						
Taxes	0	0	0		0	
Use of Money	0	0	0	0	10	0
Intergovernmental	0	0	0	0	0	0
Licenses Permits & Franchises	0	0	0	0	0	0
Fines, Forfeitures & Penalties	550	487	340	635	635	0
Charges For Services	0	0	0	0	0	0
Miscellaneous	0	0	0	0	0	0
<b>Total Revenues</b>	<b>550</b>	<b>487</b>	<b>340</b>	<b>635</b>	<b>645</b>	<b>0</b>
<b>Services &amp; Supplies</b>						
5106 Insurance	0	0	0	0	0	0
5120 Communications	0	0	0	0	0	0
5177 Treasure's Fees	0	0	0			
5145 Maintenance Building	0	0	0	0	0	0
5150 Memberships	0	0	0	0	0	0
5160 Office Expense	0	0	0	0	0	0
5165 Professional & Specialized	0	0	0	0	0	0
5166 A87 Costs	0	0	0	0	0	0
5180 Rents Building	0	0	0	0	0	0
Other	0	0	0	0	0	0
<b>Total Services &amp; Supplies</b>	<b>0</b>	<b>0</b>	<b>0</b>	<b>0</b>	<b>0</b>	<b>0</b>
<b>Fixed Assets</b>						
6228 Equipment	0	0	0		0	
<b>Total Fixed Assets</b>	<b>0</b>	<b>0</b>	<b>0</b>	<b>0</b>	<b>0</b>	<b>0</b>
<b>BUDGET UNIT TOTAL</b>	<b>0</b>	<b>0</b>	<b>0</b>	<b>0</b>	<b>0</b>	<b>0</b>

STATE CONTROLLER  
COUNTY BUDGET ACT

BUDGET UNIT DETAIL

SCHEDULE 9

COUNTY OF SIERRA  
STATE OF CALIFORNIA

FISCAL YEAR 2017-18

Budget Name  
Function  
Activity  
Fund  
Budget Unit

Automated Warrant System  
Public Protection  
Police Protection  
Special Revenue  
8277680

FINANCING USES CLASSIFICATION (1)	2014-15 ACTUAL (2)	2015-16 ACTUAL (3)	2016-17 as of 6/01/17 (4)	2016-17 ADOPTED (7)	2017-18 RECOMMENDED (6)	2017-18 ADOPTED (7)
<b>Financing Source by Revenue Category</b>						
Taxes	0	0	0	0	0	0
Use of Money	0	0	0	11	11	0
Intergovernmental	0	0	0	0	0	0
Licenses Permits & Franchises	0	0	0	0	0	0
Fines, Forfeitures & Penalties	630	632	531	232	232	0
Charges For Services	0	0	0	0	0	0
Miscellaneous	0	0	0	0	0	0
<b>Total Revenues</b>	<b>630</b>	<b>632</b>	<b>531</b>	<b>243</b>	<b>243</b>	<b>0</b>
<b>Services &amp; Supplies</b>						
5106 Insurance	0	0	0	0	0	0
5120 Communications	0	0	0	0	0	0
5177 Treasure's Fees	0	0	0	0	0	0
5145 Maintenance Building	0	0	0	0	0	0
5150 Memberships	0	0	0	0	0	0
5160 Office Expense	0	0	0	0	0	0
5165 Professional & Specialized	0	0	0	0	0	0
5166 A87 Costs	0	0	0	0	0	0
5180 Rents Building	0	0	0	0	0	0
Other	0	0	0	0	0	0
<b>Total Services &amp; Supplies</b>	<b>0</b>	<b>0</b>	<b>0</b>	<b>0</b>	<b>0</b>	<b>0</b>
<b>7600 Transfers Out</b>	<b>0</b>	<b>0</b>	<b>0</b>	<b>0</b>	<b>0</b>	<b>0</b>
<b>Fixed Assets</b>						
6228 Equipment	0	0	0	0	0	0
<b>Total Fixed Assets</b>	<b>0</b>	<b>0</b>	<b>0</b>	<b>0</b>	<b>0</b>	<b>0</b>
<b>BUDGET UNIT TOTAL</b>	<b>0</b>	<b>0</b>	<b>0</b>	<b>0</b>	<b>0</b>	<b>0</b>

STATE CONTROLLER  
COUNTY BUDGET ACT

BUDGET UNIT DETAIL

SCHEDULE 9

COUNTY OF SIERRA  
STATE OF CALIFORNIA

FISCAL YEAR 2017-18

Budget Name  
Function  
Activity  
Fund  
Budget Unit

Alcohol Education and Prevention Tru:  
Health  
Health  
Special Revenue  
8277690

FINANCING USES CLASSIFICATION (1)	2014-15 ACTUAL (2)	2015-16 ACTUAL (3)	2016-17 as of 6/01/17 (4)	2016-17 ADOPTED (7)	2017-18 RECOMMENDED (6)	2017-18 ADOPTED (7)
<b>Financing Source by Revenue Category</b>						
Taxes	0	0	0		0	
Use of Money	0	0	0	0	0	0
Intergovernmental	0	0	0	0	0	0
Licenses Permits & Franchises	0	0	0	0	0	0
Fines, Forfeitures & Penalties	662	489	339	612	612	0
Charges For Services	0	0	0	0	0	0
Miscellaneous	0	0	0	0	0	0
<b>Total Revenues</b>	<b>662</b>	<b>489</b>	<b>339</b>	<b>612</b>	<b>612</b>	<b>0</b>
<b>Services &amp; Supplies</b>						
5106 Insurance	0	0	0	0	0	0
5120 Communications	0	0	0	0	0	0
5177 Treasure's Fees	0	0	0			
5145 Maintenance Building	0	0	0	0	0	0
5150 Memberships	0	0	0	0	0	0
5160 Office Expense	0	0	0	0	0	0
5165 Professional & Specialized	0	0	0	0	0	0
5166 A87 Costs	0	0	0	0	0	0
5180 Rents Building	0	0	0	0	0	0
Other	0	0	0	0	0	0
<b>Total Services &amp; Supplies</b>	<b>0</b>	<b>0</b>	<b>0</b>	<b>0</b>	<b>0</b>	<b>0</b>
<b>7600 Transfers Out</b>	<b>0</b>	<b>0</b>	<b>0</b>	<b>0</b>	<b>0</b>	<b>0</b>
<b>Fixed Assets</b>						
6228 Equipment	0	0	0			
<b>Total Fixed Assets</b>	<b>0</b>	<b>0</b>	<b>0</b>	<b>0</b>	<b>0</b>	<b>0</b>
<b>BUDGET UNIT TOTAL</b>	<b>0</b>	<b>0</b>	<b>0</b>	<b>0</b>	<b>0</b>	<b>0</b>

STATE CONTROLLER  
COUNTY BUDGET ACT

BUDGET UNIT DETAIL

SCHEDULE 9

COUNTY OF SIERRA  
STATE OF CALIFORNIA

FISCAL YEAR 2017-18

Budget Name  
Function  
Activity  
Fund  
Budget Unit

Automated Fingerprinting Identificatio  
Public Protection  
Police Protection  
Special Revenue  
8277700

FINANCING USES CLASSIFICATION (1)	2014-15 ACTUAL (2)	2015-16 ACTUAL (3)	2016-17 as of 6/01/17 (4)	2016-17 ADOPTED (7)	2017-18 RECOMMENDED (6)	2017-18 ADOPTED (7)
---	--------------------------	--------------------------	---------------------------------	---------------------------	-------------------------------	---------------------------

Financing Source by Revenue Category

Taxes	0	0	0	0	0	0
Use of Money	0	0	0	12	12	0
Intergovernmental	0	0	0	0	0	0
Licenses Permits & Franchises	0	0	0	0	0	0
Fines, Forfeitures & Penalties	0	0	0	15	15	0
Charges For Services	0	0	0	0	0	0
Miscellaneous	0	0	0	0	0	0
<b>Total Revenues</b>	<b>0</b>	<b>0</b>	<b>0</b>	<b>27</b>	<b>27</b>	<b>0</b>
<b>Services &amp; Supplies</b>						
5106 Insurance	0	0	0	0	0	0
5120 Communications	0	0	0	0	0	0
5177 Treasure's Fees	0	0	0	0	0	0
5145 Maintenance Building	0	0	0	0	0	0
5150 Memberships	0	0	0	0	0	0
5160 Office Expense	0	0	0	0	0	0
5165 Professional & Specialized	0	0	0	0	0	0
5166 A87 Costs	0	0	0	0	0	0
5180 Rents Building	0	0	0	0	0	0
Other	0	0	0	0	0	0
<b>Total Services &amp; Supplies</b>	<b>0</b>	<b>0</b>	<b>0</b>	<b>0</b>	<b>0</b>	<b>0</b>
<b>7600 Transfers Out</b>	<b>0</b>	<b>0</b>	<b>0</b>	<b>0</b>	<b>0</b>	<b>0</b>
<b>Fixed Assets</b>						
6228 Equipment	0	0	0	0	0	0
<b>Total Fixed Assets</b>	<b>0</b>	<b>0</b>	<b>0</b>	<b>0</b>	<b>0</b>	<b>0</b>
<b>BUDGET UNIT TOTAL</b>	<b>0</b>	<b>0</b>	<b>0</b>	<b>0</b>	<b>0</b>	<b>0</b>

COUNTY OF SIERRA  
STATE OF CALIFORNIA  
  
FISCAL YEAR 2017-18

Budget Name  
Function  
Activity  
Fund  
Budget Unit

**COPS Program County**  
Public Protection  
Police Protection  
**Special Revenue**  
8300000

FINANCING USES CLASSIFICATION (1)	2014-15 ACTUAL (2)	2015-16 ACTUAL (3)	2016-17 as of 6/01/17 (4)	2016-17 ADOPTED (7)	2017-18 RECOMMENDED (6)	2017-18 ADOPTED (7)
---	--------------------------	--------------------------	---------------------------------	---------------------------	-------------------------------	---------------------------

**Financing Source by Revenue Category**

Taxes	0	0	0	0	0	0
Use of Money						
Intergovernmental	113,542	100,115	155,814	215,100	110,000	0
Licenses Permits & Franchises	0	0	0	0	0	0
Fines, Forfeitures & Penalties	0	0	0	0	0	0
Charges For Services	0	0	0	0	0	0
Miscellaneous	0	0	0	0	0	0
<b>Total Revenues</b>	<b>113,542</b>	<b>100,115</b>	<b>155,814</b>	<b>215,100</b>	<b>110,000</b>	<b>0</b>
<b>Services &amp; Supplies</b>						
5106 Insurance	0	0	0	0	0	
5120 Communications	0	0	0	0	0	
5177 Treasure's Fees	0	0	0			
5145 Maintenance Building	0	0	0		0	
5150 Memberships	0	0	0		0	
5160 Office Expense	0	0	0	0	0	
5165 Professional & Specialized	0	30,109	0	0	0	
5166 A87 Costs	0	0	0	10,036	0	
5180 Rents Building	0	0	0	0	0	
Other	0	3,891	0	34,000	34,000	
<b>Total Services &amp; Supplies</b>	<b>0</b>	<b>34,000</b>	<b>0</b>	<b>44,036</b>	<b>34,000</b>	<b>0</b>
<b>Fixed Assets</b>						
6228 Equipment	0	0	0		0	
<b>Total Fixed Assets</b>	<b>0</b>	<b>0</b>	<b>0</b>	<b>0</b>	<b>0</b>	<b>0</b>
<b>BUDGET UNIT TOTAL</b>	<b>0</b>	<b>34,000</b>	<b>0</b>	<b>44,036</b>	<b>34,000</b>	<b>0</b>
	memo: Transfers Out			120,000	120,000	0



STATE CONTROLLER  
COUNTY BUDGET ACT

BUDGET UNIT DETAIL

SCHEDULE 9

COUNTY OF SIERRA  
STATE OF CALIFORNIA

FISCAL YEAR 2017-18

Budget Name  
Function  
Activity  
Fund  
Budget Unit

COPS Program City  
Public Protection  
Police Protection  
Special Revenue  
8307840

FINANCING USES CLASSIFICATION (1)	2014-15 ACTUAL (2)	2015-16 ACTUAL (3)	2016-17 as of 6/01/17 (4)	2016-17 ADOPTED (7)	2017-18 RECOMMENDED (6)	2017-18 ADOPTED (7)
<b>Financing Source by Revenue Category</b>						
Taxes	0	0	0	0	0	0
Use of Money						
Intergovernmental	100,000	99,237	95,786		100,000	0
Licenses Permits & Franchises	0	0	0	0	0	0
Fines, Forfeitures & Penalties	0	0	0	0	0	0
Charges For Services	0	0	0	0	0	0
Miscellaneous						
<b>Total Revenues</b>	<b>100,000</b>	<b>99,237</b>	<b>95,786</b>	<b>0</b>	<b>100,000</b>	<b>0</b>
<b>Services &amp; Supplies</b>						
5106 Insurance	0	0	0	0	0	0
5120 Communications	0	0	0	0	0	0
5177 Treasure's Fees	0	0	0	0	0	0
5145 Maintenance Building	0	0	0	0	0	0
5150 Memberships	0	0	0	0	0	0
5160 Office Expense	0	0	0	0	0	0
5165 Professional & Specialized	0	0	0	0	0	0
5166 A87 Costs	0	0	0	0	0	0
5180 Rents Building	0	0	0	0	0	0
Other	0	20,000	0	20,000	20,000	0
<b>Total Services &amp; Supplies</b>	<b>0</b>	<b>20,000</b>	<b>0</b>	<b>20,000</b>	<b>20,000</b>	<b>0</b>
<b>Fixed Assets</b>						
6228 Equipment	0	0	0			
<b>Total Fixed Assets</b>	<b>0</b>	<b>0</b>	<b>0</b>	<b>0</b>	<b>0</b>	<b>0</b>
<b>BUDGET UNIT TOTAL</b>	<b>0</b>	<b>20,000</b>	<b>0</b>	<b>20,000</b>	<b>20,000</b>	<b>0</b>
	memo: Transfers Out			120,000	120,000	0

STATE CONTROLLER  
COUNTY BUDGET ACT

BUDGET UNIT DETAIL

SCHEDULE 9

COUNTY OF SIERRA  
STATE OF CALIFORNIA

FISCAL YEAR 2017-18

Budget Name  
Function  
Activity  
Fund  
Budget Unit

Rural Law Enforcement  
Public Protection  
Police Protection  
Special Revenue  
8340000

FINANCING USES CLASSIFICATION (1)	2014-15 ACTUAL (2)	2015-16 ACTUAL (3)	2016-17 as of 6/01/17 (4)	2016-17 ADOPTED (7)	2017-18 RECOMMENDED (6)	2017-18 ADOPTED (7)
<b>Financing Source by Revenue Category</b>						
Taxes	0	0	0	0	0	0
Use of Money	0	0	0	0	0	0
Intergovernmental	500,000	500,000	478,929	500,000	500,000	0
Licenses Permits & Franchises	0	0	0	0	0	0
Fines, Forfeitures & Penalties	0	0	0	0	0	0
Charges For Services	0	0	0	0	0	0
Miscellaneous	0	0	0	0	0	0
<b>Total Revenues</b>	<b>500,000</b>	<b>500,000</b>	<b>478,929</b>	<b>500,000</b>	<b>500,000</b>	<b>0</b>
<b>Services &amp; Supplies</b>						
5106 Insurance	0	0	0	0	0	0
5120 Communications	0	0	0	0	0	0
5177 Treasure's Fees	0	0	0	0	0	0
5145 Maintenance Building	0	0	0	0	0	0
5150 Memberships	0	0	0	0	0	0
5160 Office Expense	0	0	0	0	0	0
5165 Professional & Specialized	0	0	0	0	0	0
5166 A87 Costs	0	0	0	0	0	0
5180 Rents Building	0	0	0	0	0	0
Other	0	49,927	0	50,000	50,000	0
<b>Total Services &amp; Supplies</b>	<b>0</b>	<b>49,927</b>	<b>0</b>	<b>50,000</b>	<b>50,000</b>	<b>0</b>
<b>Fixed Assets</b>						
6228 Equipment	0	0	0	0	0	0
<b>Total Fixed Assets</b>	<b>0</b>	<b>0</b>	<b>0</b>	<b>0</b>	<b>0</b>	<b>0</b>
<b>BUDGET UNIT TOTAL</b>	<b>0</b>	<b>49,927</b>	<b>0</b>	<b>50,000</b>	<b>50,000</b>	<b>0</b>
memo: Transfers Out		500,000	537,345	550,000	550,000	0





STATE CONTROLLER  
COUNTY BUDGET ACT

BUDGET UNIT DETAIL

SCHEDULE 9

COUNTY OF SIERRA  
STATE OF CALIFORNIA

FISCAL YEAR 2017-18

Budget Name  
Function  
Activity  
Fund  
Budget Unit

Old Title III  
Public Protection  
Other  
Special Revenue  
8509810

FINANCING USES CLASSIFICATION (1)	2014-15 ACTUAL (2)	2015-16 ACTUAL (3)	2016-17 as of 6/01/17 (4)	2016-17 ADOPTED (7)	2017-18 RECOMMENDED (6)	2017-18 ADOPTED (7)
---	--------------------------	--------------------------	---------------------------------	---------------------------	-------------------------------	---------------------------

Financing Source by Revenue Category

Taxes	0	0	0	0	0	0
Use of Money	0	0	0	0	0	0
Intergovernmental	0	0	0	0	0	0
Licenses Permits & Franchises	0	0	0	0	0	0
Fines, Forfeitures & Penalties	0	0	0	0	0	0
Charges For Services	0	0	0	0	0	0
Miscellaneous	0	0	0	0	0	0
<b>Total Revenues</b>	<b>0</b>	<b>0</b>	<b>0</b>	<b>0</b>	<b>0</b>	<b>0</b>
<b>Services &amp; Supplies</b>						
5106 Insurance	0	0	0	0	0	0
5120 Communications	0	0	0	0	0	0
5177 Treasure's Fees	0	0	0	0	0	0
5145 Maintenance Building	0	0	0	0	0	0
5150 Memberships	0	0	0	0	0	0
5160 Office Expense	0	0	0	0	0	0
5165 Professional & Specialized	0	0	0	0	0	0
5166 A87 Costs	0	0	0	0	0	0
5180 Rents Building	0	0	0	0	0	0
Other	4,845	1,084	0	1,084	0	
<b>Total Services &amp; Supplies</b>	<b>4,845</b>	<b>1,084</b>	<b>0</b>	<b>1,084</b>	<b>0</b>	<b>0</b>
<b>Fixed Assets</b>						
6228 Equipment	0	0	0	0	0	0
<b>Total Fixed Assets</b>	<b>0</b>	<b>0</b>	<b>0</b>	<b>0</b>	<b>0</b>	<b>0</b>
<b>BUDGET UNIT TOTAL</b>	<b>4,845</b>	<b>1,084</b>	<b>0</b>	<b>1,084</b>	<b>0</b>	<b>0</b>

STATE CONTROLLER  
COUNTY BUDGET ACT

BUDGET UNIT DETAIL

SCHEDULE 9

COUNTY OF SIERRA  
STATE OF CALIFORNIA

FISCAL YEAR 2017-18

Budget Name  
Function  
Activity  
Fund  
Budget Unit

New Title III  
Public Protection  
Other  
**Special Revenue**  
8509811

FINANCING USES CLASSIFICATION (1)	2014-15 ACTUAL (2)	2015-16 ACTUAL (3)	2016-17 as of 6/01/17 (4)	2016-17 ADOPTED (7)	2017-18 RECOMMENDED (6)	2017-18 ADOPTED (7)
---	--------------------------	--------------------------	---------------------------------	---------------------------	-------------------------------	---------------------------

Financing Source by Revenue Category

Taxes	0	0	0	0	0	0
Use of Money	0	0	0	0	0	0
Intergovernmental	29,164	29,792	0	30,000	30,000	0
Licenses Permits & Franchises	0	0	0	0	0	0
Fines, Forfeitures & Penalties	0	0	0	0	0	0
Charges For Services	0	0	0	0	0	0
Miscellaneous	0	0	0	0	0	0
<b>Total Revenues</b>	<b>29,164</b>	<b>29,792</b>	<b>0</b>	<b>30,000</b>	<b>30,000</b>	<b>0</b>

Services & Supplies

5106 Insurance	0	0	0	0	0	0
5120 Communications	0	0	0	0	0	0
5177 Treasure's Fees	0	0	0	0	0	0
5145 Maintenance Building	0	0	0	0	0	0
5150 Memberships	0	0	0	0	0	0
5160 Office Expense	0	0	0	0	0	0
5165 Professional & Specialized	39,080	44,197	22,458	170,000	89,400	*
5166 A87 Costs	0	0	0	0	0	0
5180 Rents Building	0	0	0	0	0	0
Other	15,390	11,175	973	0	0	0
<b>Total Services &amp; Supplies</b>	<b>54,470</b>	<b>55,372</b>	<b>23,431</b>	<b>170,000</b>	<b>89,400</b>	<b>0</b>

Fixed Assets

6228 Equipment	0	0	0	0	0	0
<b>Total Fixed Assets</b>	<b>0</b>	<b>0</b>	<b>0</b>	<b>0</b>	<b>0</b>	<b>0</b>

\* Map Printer, Fire Safe Counsel, Fire Safe Plan

<b>BUDGET UNIT TOTAL</b>	<b>54,470</b>	<b>55,372</b>	<b>23,431</b>	<b>170,000</b>	<b>89,400</b>	<b>0</b>
--------------------------	---------------	---------------	---------------	----------------	---------------	----------

STATE CONTROLLER  
COUNTY BUDGET ACT

BUDGET UNIT DETAIL

SCHEDULE 9

COUNTY OF SIERRA  
STATE OF CALIFORNIA

FISCAL YEAR 2017-18

Budget Name  
Function  
Activity  
Fund  
Budget Unit

Office of Emergency Services  
Public Protection  
Other  
Special Revenue  
851VARIOUS

FINANCING USES CLASSIFICATION (1)	2014-15 ACTUAL (2)	2015-16 ACTUAL (3)	2016-17 as of 6/01/17 (4)	2016-17 ADOPTED (7)	2017-18 RECOMMENDED (6)	2017-18 ADOPTED (7)
---	--------------------------	--------------------------	---------------------------------	---------------------------	-------------------------------	---------------------------

Financing Source by Revenue Category

Taxes	0	0	0	0	0	0
Use of Money	1,016	1,157	1,345	0	0	0
Intergovernmental	101,336	75,898	100,870	89,883	89,883	0
Licenses Permits & Franchises	0	0	0	0	0	0
Fines, Forfeitures & Penalties	0	0	0	0	0	0
Charges For Services	0	0	0	0	0	0
Miscellaneous	0	0	0	0	0	0
<b>Total Revenues</b>	<b>102,352</b>	<b>77,055</b>	<b>102,215</b>	<b>89,883</b>	<b>89,883</b>	<b>0</b>
<b>Services &amp; Supplies</b>						
5106 Insurance	0	0	0	0	0	0
5120 Communications	0	0	0	0	0	0
5177 Treasure's Fees	0	0	0	16	16	0
5145 Maintenance Building	0	0	0	0	0	0
5150 Memberships	0	0	0	0	0	0
5160 Office Expense	0	0	0	0	0	0
5165 Professional & Specialized	0	0	0	0	0	0
5166 A87 Costs	0	0	0	0	0	0
5180 Rents Building	0	0	0	0	0	0
Other	0	0	0	30,000	30,000	0
<b>Total Services &amp; Supplies</b>	<b>0</b>	<b>0</b>	<b>0</b>	<b>30,016</b>	<b>30,016</b>	<b>0</b>
<b>7600 Transfers Out</b>	<b>0</b>	<b>0</b>	<b>0</b>	<b>0</b>	<b>0</b>	<b>0</b>
<b>Fixed Assets</b>						
6228 Equipment	0	0	0	0	0	0
<b>Total Fixed Assets</b>	<b>0</b>	<b>0</b>	<b>0</b>	<b>0</b>	<b>0</b>	<b>0</b>
<b>BUDGET UNIT TOTAL</b>	<b>0</b>	<b>0</b>	<b>0</b>	<b>30,016</b>	<b>30,016</b>	<b>0</b>

STATE CONTROLLER  
COUNTY BUDGET ACT

BUDGET UNIT DETAIL

SCHEDULE 9

COUNTY OF SIERRA  
STATE OF CALIFORNIA

FISCAL YEAR 2017-18

Budget Name  
Function  
Activity  
Fund  
Budget Unit

OES Grant 15  
Public Protection  
Other  
Special Revenue  
8511010

FINANCING USES CLASSIFICATION (1)	2014-15 ACTUAL (2)	2015-16 ACTUAL (3)	2016-17 as of 6/01/17 (4)	2016-17 ADOPTED (7)	2017-18 RECOMMENDED (6)	2017-18 ADOPTED (7)
---	--------------------------	--------------------------	---------------------------------	---------------------------	-------------------------------	---------------------------

Financing Source by Revenue Category

Taxes	0	0	0	0	0	0
Use of Money	0	0	0	0	0	0
Intergovernmental	0	0	22,703	0	0	0
Licenses Permits & Franchises	0	0	0	0	0	0
Fines, Forfeitures & Penalties	0	0	0	0	0	0
Charges For Services	0	0	0	0	0	0
Miscellaneous	0	0	0	0	0	0
<b>Total Revenues</b>	<b>0</b>	<b>0</b>	<b>22,703</b>	<b>0</b>	<b>0</b>	<b>0</b>
<b>Services &amp; Supplies</b>						
5106 Insurance	0	0	0		0	
5120 Communications	0	0	0		0	
5177 Treasure's Fees	0	0	0		0	
5145 Maintenance Building	0	0	0		0	
5150 Memberships	0	0	0		0	
5160 Office Expense	0	0	0		0	
5165 Professional & Specialized	0	2,825	3,660	3,907	3,907	
5166 A87 Costs	0	0	0		0	
5180 Rents Building	0	0	0		0	
Emergency Planning Training	0	15,454	4,424			
<b>Total Services &amp; Supplies</b>	<b>0</b>	<b>18,279</b>	<b>8,084</b>	<b>3,907</b>	<b>3,907</b>	<b>0</b>
<b>7600 Transfers Out</b>	<b>0</b>	<b>0</b>	<b>0</b>		<b>0</b>	
<b>Fixed Assets</b>						
6228 Equipment	0	0	7,857	55,960	55,960	
<b>Total Fixed Assets</b>	<b>0</b>	<b>0</b>	<b>7,857</b>	<b>55,960</b>	<b>55,960</b>	<b>0</b>
<b>BUDGET UNIT TOTAL</b>	<b>0</b>	<b>18,279</b>	<b>15,941</b>	<b>59,867</b>	<b>59,867</b>	<b>0</b>



STATE CONTROLLER  
COUNTY BUDGET ACT

BUDGET UNIT DETAIL

SCHEDULE 9

COUNTY OF SIERRA  
STATE OF CALIFORNIA

FISCAL YEAR 2017-18

Budget Name  
Function  
Activity  
Fund  
Budget Unit

OES Grant 16  
Public Protection  
Other  
Special Revenue  
8511011

FINANCING USES CLASSIFICATION (1)	2014-15 ACTUAL (2)	2015-16 ACTUAL (3)	2016-17 as of 6/01/17 (4)	2016-17 ADOPTED (7)	2017-18 RECOMMENDED (6)	2017-18 ADOPTED (7)
---	--------------------------	--------------------------	---------------------------------	---------------------------	-------------------------------	---------------------------

Financing Source by Revenue Category

Taxes	0	0	0	0	0	0
Use of Money	0	0	0	0	0	0
Intergovernmental	0	0	0	0	0	0
Licenses Permits & Franchises	0	0	0	0	0	0
Fines, Forfeitures & Penalties	0	0	0	0	0	0
Charges For Services	0	0	0	0	0	0
Miscellaneous	0	0	0	0	0	0
<b>Total Revenues</b>	<b>0</b>	<b>0</b>	<b>0</b>	<b>0</b>	<b>0</b>	<b>0</b>
<b>Services &amp; Supplies</b>						
5106 Insurance	0	0	0	0	0	0
5120 Communications	0	0	0	0	0	0
5177 Treasure's Fees	0	0	0	0	0	0
5145 Maintenance Building	0	0	0	0	0	0
5150 Memberships	0	0	0	0	0	0
5160 Office Expense	0	0	0	0	0	0
5165 Professional & Specialized	0	0	0	0	0	0
5166 A87 Costs	0	0	0	0	0	0
5180 Rents Building	0	0	0	0	0	0
Other	0	0	0	0	0	0
<b>Total Services &amp; Supplies</b>	<b>0</b>	<b>0</b>	<b>0</b>	<b>0</b>	<b>0</b>	<b>0</b>
<b>7600 Transfers Out</b>	<b>0</b>	<b>0</b>	<b>0</b>	<b>0</b>	<b>0</b>	<b>0</b>
<b>Fixed Assets</b>						
6228 Equipment	0	0	0	0	0	0
<b>Total Fixed Assets</b>	<b>0</b>	<b>0</b>	<b>0</b>	<b>0</b>	<b>0</b>	<b>0</b>
<b>BUDGET UNIT TOTAL</b>	<b>0</b>	<b>0</b>	<b>0</b>	<b>0</b>	<b>0</b>	<b>0</b>

\*

STATE CONTROLLER  
COUNTY BUDGET ACT

BUDGET UNIT DETAIL

SCHEDULE 9

COUNTY OF SIERRA  
STATE OF CALIFORNIA

FISCAL YEAR 2017-18

Budget Name  
Function  
Activity  
Fund  
Budget Unit

OES Grant 17  
Public Protection  
Other  
Special Revenue  
8513012

FINANCING USES CLASSIFICATION (1)	2014-15 ACTUAL (2)	2015-16 ACTUAL (3)	2016-17 as of 6/01/17 (4)	2016-17 ADOPTED (7)	2017-18 RECOMMENDED (6)	2017-18 ADOPTED (7)
<b>Financing Source by Revenue Category</b>						
Taxes	0	0	0	0	0	0
Use of Money	0	0	0	0	0	0
Intergovernmental	0	0	0	0	0	0
Licenses Permits & Franchises	0	0	0	0	0	0
Fines, Forfeitures & Penalties	0	0	0	0	0	0
Charges For Services	0	0	0	0	0	0
Miscellaneous	0	0	0	0	0	0
<b>Total Revenues</b>	<b>0</b>	<b>0</b>	<b>0</b>	<b>0</b>	<b>0</b>	<b>0</b>
<b>Services &amp; Supplies</b>						
5106 Insurance	0	0	0	0	0	0
5120 Communications	0	0	0	0	0	0
5177 Treasure's Fees	0	0	0	0	0	0
5145 Maintenance Building	0	0	0	0	0	0
5150 Memberships	0	0	0	0	0	0
5160 Office Expense	0	0	0	0	0	0
5165 Professional & Specialized	0	0	0	0	0	0
5166 A87 Costs	0	0	0	0	0	0
5180 Rents Building	0	0	0	0	0	0
Other	0	0	0	0	0	0
<b>Total Services &amp; Supplies</b>	<b>0</b>	<b>0</b>	<b>0</b>	<b>0</b>	<b>0</b>	<b>0</b>
<b>7600 Transfers Out</b>	<b>0</b>	<b>0</b>	<b>0</b>		<b>0</b>	
<b>Fixed Assets</b>						
6228 Equipment	0	0	0	0		0 *
<b>Total Fixed Assets</b>	<b>0</b>	<b>0</b>	<b>0</b>	<b>0</b>	<b>0</b>	<b>0</b>
<b>BUDGET UNIT TOTAL</b>	<b>0</b>	<b>0</b>	<b>0</b>	<b>0</b>	<b>0</b>	<b>0</b>

STATE CONTROLLER  
COUNTY BUDGET ACT

BUDGET UNIT DETAIL

SCHEDULE 9

COUNTY OF SIERRA  
STATE OF CALIFORNIA

FISCAL YEAR 2017-18

Budget Name  
Function  
Activity  
Fund  
Budget Unit

Surch & Rescue  
Public Protection  
Other  
Special Revenue  
8520000

FINANCING USES CLASSIFICATION (1)	2014-15 ACTUAL (2)	2015-16 ACTUAL (3)	2016-17 as of 6/01/17 (4)	2016-17 ADOPTED (7)	2017-18 RECOMMENDED (6)	2017-18 ADOPTED (7)
---	--------------------------	--------------------------	---------------------------------	---------------------------	-------------------------------	---------------------------

Financing Source by Revenue Category

Taxes	0	0	0	0	0	0
Use of Money	0	0	0	0	0	0
Intergovernmental	20	100	989	0	0	0
Licenses Permits & Franchises	0	0	0	0	0	0
Fines, Forfeitures & Penalties	0	0	0	0	0	0
Charges For Services	0	0	0	0	0	0
Miscellaneous	0	0	0	0	0	0
<b>Total Revenues</b>	<b>20</b>	<b>100</b>	<b>989</b>	<b>0</b>	<b>0</b>	<b>0</b>
<b>Services &amp; Supplies</b>						
5106 Insurance	0	0	0	0	0	0
5120 Communications	0	0	0	0	0	0
5177 Treasure's Fees	0	0	0	0	0	0
5145 Maintenance Building	0	0	0	0	0	0
5150 Memberships	0	0	0	0	0	0
5160 Office Expense	0	0	0	0	0	0
5165 Professional & Specialized	0	0	0	0	0	0
5166 A87 Costs	0	0	0	0	0	0
5180 Rents Building	0	0	0	0	0	0
Other	0	0	0	0	0	0
<b>Total Services &amp; Supplies</b>	<b>0</b>	<b>0</b>	<b>0</b>	<b>0</b>	<b>0</b>	<b>0</b>
<b>7600 Transfers Out</b>	<b>0</b>	<b>0</b>	<b>0</b>	<b>0</b>	<b>0</b>	<b>0</b>
<b>Fixed Assets</b>						
6228 Equipment	0	0	0	0	0	0
<b>Total Fixed Assets</b>	<b>0</b>	<b>0</b>	<b>0</b>	<b>0</b>	<b>0</b>	<b>0</b>
<b>BUDGET UNIT TOTAL</b>	<b>0</b>	<b>0</b>	<b>0</b>	<b>0</b>	<b>0</b>	<b>0</b>

COUNTY OF SIERRA  
STATE OF CALIFORNIA

FISCAL YEAR 2017-18

Budget Name  
Function  
Activity  
Fund  
Budget Unit

Transportation Planning  
Public Ways & Facilities  
Transportation  
Special Revenue  
8530000

FINANCING USES CLASSIFICATION (1)	2014-15 ACTUAL (2)	2015-16 ACTUAL (3)	2016-17 as of 6/01/17 (4)	2016-17 ADOPTED (7)	2017-18 RECOMMENDED (6)	2017-18 ADOPTED (7)
<b>Financing Source by Revenue Category</b>						
Taxes	0	0	0	0	0	0
Use of Money	0	0	0	0	0	0
Intergovernmental	149,426	123,700	51,720	162,500	162,500	0
Licenses Permits & Franchises	0	0	0	0	0	0
Fines, Forfeitures & Penalties	0	0	0	0	0	0
Charges For Services	0	0	0	0	0	0
Miscellaneous	1,692	7,027	117	0	0	0
<b>Total Revenues</b>	<b>151,118</b>	<b>130,727</b>	<b>51,838</b>	<b>162,500</b>	<b>162,500</b>	<b>0</b>
<b>Services &amp; Supplies</b>						
5106 Insurance	192	194	202	202	202	
5166 Overhead	7,816	3,225	7,675	7,675	7,675	
5177 Treasure's Fees	0	0	0	0	0	
9201 Work Element 1	14,939	12,565	3,148	26,000	26,000	
9202 Work Element 2	34,862	39,044	18,985	72,000	72,000	
9203 Work Element 3	35,000	2,988	516	10,000	10,000	
9204 Work Element 4	2,156	14,918	516	5,000	5,000	
9205 Work Element 5	648	870	2,339	1,000	1,000	
9206 Work Element 6	3,107	4,548	2,965	10,000	10,000	
9207 Work Element 7	24,973	39,354	19,939	38,500	38,500	
9208 Work Element 8	0	0	0	0	0	0
9209 Work Element 9	73,917	6,149	15,623			
Other	0	191	1,040			
<b>Total Services &amp; Supplies</b>	<b>197,611</b>	<b>124,047</b>	<b>72,948</b>	<b>170,377</b>	<b>170,377</b>	<b>0</b>
<b>Fixed Assets</b>						
6228 Equipment	0	0	0			
<b>Total Fixed Assets</b>	<b>0</b>	<b>0</b>	<b>0</b>	<b>0</b>	<b>0</b>	<b>0</b>
<b>BUDGET UNIT TOTAL</b>	<b>197,611</b>	<b>124,047</b>	<b>72,948</b>	<b>170,377</b>	<b>170,377</b>	<b>0</b>
	memo: Transfers Out			0	0	0

STATE CONTROLLER  
COUNTY BUDGET ACT

BUDGET UNIT DETAIL

SCHEDULE 9

COUNTY OF SIERRA  
STATE OF CALIFORNIA

FISCAL YEAR 2017-18

Budget Name  
Function  
Activity  
Fund  
Budget Unit

State Transit  
Public Ways & Facilities  
Transportation  
Special Revenue  
8540000

FINANCING USES CLASSIFICATION (1)	2014-15 ACTUAL (2)	2015-16 ACTUAL (3)	2016-17 as of 6/01/17 (4)	2016-17 ADOPTED (7)	2017-18 RECOMMENDED (6)	2017-18 ADOPTED (7)
<b>Financing Source by Revenue Category</b>						
Taxes	0	0	0	0	0	0
Use of Money	149	226	312	100	100	0
Intergovernmental	0	0	0	13,000	13,000	0
Licenses Permits & Franchises	0	0	0	0	0	0
Fines, Forfeitures & Penalties	0	0	0	0	0	0
Charges For Services	0	0	0	0	0	0
Miscellaneous	15,465	6,020	13,803	0	0	0
<b>Total Revenues</b>	<b>15,614</b>	<b>6,246</b>	<b>14,115</b>	<b>13,100</b>	<b>13,100</b>	<b>0</b>
<b>Services &amp; Supplies</b>						
5106 Insurance	0	0	0	0	0	0
5120 Communications	0	0	0	0	0	0
5177 Treasure's Fees	0	0	0	0	0	0
5145 Maintenance Building	0	0	0	0	0	0
5150 Memberships	0	0	0	0	0	0
5160 Office Expense	0	0	0	0	0	0
5165 Professional & Specialized	0	0	0	0	0	0
5166 A87 Costs	0	0	0	0	0	0
5180 Rents Building	0	0	0	0	0	0
Other	0	0	0	0	0	0
<b>Total Services &amp; Supplies</b>	<b>0</b>	<b>0</b>	<b>0</b>	<b>0</b>	<b>0</b>	<b>0</b>
<b>Fixed Assets</b>						
6228 Equipment	0	0	0	0	0	0
<b>Total Fixed Assets</b>	<b>0</b>	<b>0</b>	<b>0</b>	<b>0</b>	<b>0</b>	<b>0</b>
<b>BUDGET UNIT TOTAL</b>	<b>0</b>	<b>0</b>	<b>0</b>	<b>0</b>	<b>0</b>	<b>0</b>
	memo: Transfers Out			0	0	0

STATE CONTROLLER  
COUNTY BUDGET ACT

BUDGET UNIT DETAIL

SCHEDULE 9

COUNTY OF SIERRA  
STATE OF CALIFORNIA

FISCAL YEAR 2017-18

Budget Name  
Function  
Activity  
Fund  
Budget Unit

Local Transportation  
Public Ways & Facilities  
Transportation  
Special Revenue  
8550000

FINANCING USES CLASSIFICATION (1)	2014-15 ACTUAL (2)	2015-16 ACTUAL (3)	2016-17 as of 6/01/17 (4)	2016-17 ADOPTED (7)	2017-18 RECOMMENDED (6)	2017-18 ADOPTED (7)
---	--------------------------	--------------------------	---------------------------------	---------------------------	-------------------------------	---------------------------

Financing Source by Revenue Category

Taxes	0	0	0	0	0	0
Use of Money	171	176	21	50	50	0
Intergovernmental	53,757	40,493	53,276	45,000	45,000	0
Licenses Permits & Franchises	0	0	0	0	0	0
Fines, Forfeitures & Penalties	0	0	0	0	0	0
Charges For Services	0	0	0	0	0	0
Miscellaneous	21,538	0	0	0	0	0
<b>Total Revenues</b>	<b>75,466</b>	<b>40,669</b>	<b>53,298</b>	<b>45,050</b>	<b>45,050</b>	<b>0</b>
<b>Services &amp; Supplies</b>						
5106 Insurance	0	0	0	0	0	0
5120 Communications	0	0	0	0	0	0
5177 Treasure's Fees	0	0	0			
5145 Maintenance Building	0	0	0		0	
5150 Memberships	0	0	0		0	
5160 Office Expense	0	0	0			
5165 Professional & Specialized	0	0	0		0	
5166 A87 Costs	0	0	0			
5180 Rents Building	0	0	0	0	0	0
Other	0	0	0			
<b>Total Services &amp; Supplies</b>	<b>0</b>	<b>0</b>	<b>0</b>	<b>0</b>	<b>0</b>	<b>0</b>
<b>Fixed Assets</b>						
6228 Equipment	0	0	0			
<b>Total Fixed Assets</b>	<b>0</b>	<b>0</b>	<b>0</b>	<b>0</b>	<b>0</b>	<b>0</b>
<b>BUDGET UNIT TOTAL</b>	<b>0</b>	<b>0</b>	<b>0</b>	<b>0</b>	<b>0</b>	<b>0</b>
	memo: Transfers Out			68,000	68,000	0

STATE CONTROLLER  
COUNTY BUDGET ACT

BUDGET UNIT DETAIL

SCHEDULE 9

COUNTY OF SIERRA  
STATE OF CALIFORNIA

FISCAL YEAR 2017-18

Budget Name  
Function  
Activity  
Fund  
Budget Unit

Standards and Training for Corrections  
Public Protection  
Policing  
Special Revenue  
8628750

FINANCING USES CLASSIFICATION (1)	2014-15 ACTUAL (2)	2015-16 ACTUAL (3)	2016-17 as of 6/01/17 (4)	2016-17 ADOPTED (7)	2017-18 RECOMMENDED (6)	2017-18 ADOPTED (7)
<b>Financing Source by Revenue Category</b>						
Taxes	0	0	0	0	0	0
Use of Money	0	0	0	0	0	0
Intergovernmental	5,037	0	0	5,000	5,000	0
Licenses Permits & Franchises	0	0	0	0	0	0
Fines, Forfeitures & Penalties	0	0	0	0	0	0
Charges For Services	0	0	0	0	0	0
Miscellaneous	0	0	0	0	0	0
<b>Total Revenues</b>	<b>5,037</b>	<b>0</b>	<b>0</b>	<b>5,000</b>	<b>5,000</b>	<b>0</b>
<b>Services &amp; Supplies</b>						
5106 Insurance	0	0	0	0	0	0
5120 Communications	0	0	0	0	0	0
5177 Treasure's Fees	0	0	0	0	0	0
5145 Maintenance Building	0	0	0	0	0	0
5150 Memberships	0	0	0	0	0	0
5160 Office Expense	0	0	0	0	0	0
5165 Professional & Specialized	0	0	0	0	0	0
5166 A87 Costs	0	0	0	0	0	0
5180 Rents Building	0	0	0	0	0	0
Other	5,000	0	0	5,000	5,000	0
<b>Total Services &amp; Supplies</b>	<b>5,000</b>	<b>0</b>	<b>0</b>	<b>5,000</b>	<b>5,000</b>	<b>0</b>
<b>Fixed Assets</b>						
6228 Equipment	0	0	0	0	0	0
<b>Total Fixed Assets</b>	<b>0</b>	<b>0</b>	<b>0</b>	<b>0</b>	<b>0</b>	<b>0</b>
<b>BUDGET UNIT TOTAL</b>	<b>5,000</b>	<b>0</b>	<b>0</b>	<b>5,000</b>	<b>5,000</b>	<b>0</b>

COUNTY OF SIERRA  
STATE OF CALIFORNIA  
  
FISCAL YEAR 2017-18

Budget Name  
Function  
Activity  
Fund  
Budget Unit

Standards and Training for Probation  
Public Protection  
Policing  
Special Revenue  
8628760

FINANCING USES CLASSIFICATION (1)	2014-15 ACTUAL (2)	2015-16 ACTUAL (3)	2016-17 as of 6/01/17 (4)	2016-17 ADOPTED (7)	2017-18 RECOMMENDED (6)	2017-18 ADOPTED (7)
---	--------------------------	--------------------------	---------------------------------	---------------------------	-------------------------------	---------------------------

**Financing Source by Revenue Category**

Taxes	0	0	0	0	0	0
Use of Money	0	0	0	0	0	0
Intergovernmental	5,720	5,720	2,805	5,000	5,000	0
Licenses Permits & Franchises	0	0	0	0	0	0
Fines, Forfeitures & Penalties	0	0	0	0	0	0
Charges For Services	0	0	0	0	0	0
Miscellaneous	0	0	0	0	0	0
<b>Total Revenues</b>	<b>5,720</b>	<b>5,720</b>	<b>2,805</b>	<b>5,000</b>	<b>5,000</b>	<b>0</b>
<b>Services &amp; Supplies</b>						
5106 Insurance	0	0	0	0	0	0
5120 Communications	0	0	0	0	0	0
5177 Treasure's Fees	0	0	0	0	0	0
5145 Maintenance Building	0	0	0	0	0	0
5150 Memberships	0	0	0	0	0	0
5160 Office Expense	0	0	0	0	0	0
5165 Professional & Specialized	0	0	0	0	0	0
5166 A87 Costs	0	0	0	0	0	0
5180 Rents Building	0	0	0	0	0	0
Other	5,000	5,720	5,610	5,000	5,000	0
<b>Total Services &amp; Supplies</b>	<b>5,000</b>	<b>5,720</b>	<b>5,610</b>	<b>5,000</b>	<b>5,000</b>	<b>0</b>
<b>Fixed Assets</b>						
6228 Equipment	0	0	0	0	0	0
<b>Total Fixed Assets</b>	<b>0</b>	<b>0</b>	<b>0</b>	<b>0</b>	<b>0</b>	<b>0</b>
<b>BUDGET UNIT TOTAL</b>	<b>5,000</b>	<b>5,720</b>	<b>5,610</b>	<b>5,000</b>	<b>5,000</b>	<b>0</b>



STATE CONTROLLER  
COUNTY BUDGET ACT

BUDGET UNIT DETAIL

SCHEDULE 9

COUNTY OF SIERRA  
STATE OF CALIFORNIA

FISCAL YEAR 2017-18

Budget Name  
Function  
Activity  
Fund  
Budget Unit

**Criminal Justice Facilities**  
Public Protection  
Other  
**Special Revenue**  
8630000

FINANCING USES CLASSIFICATION (1)	2014-15 ACTUAL (2)	2015-16 ACTUAL (3)	2016-17 as of 6/01/17 (4)	2016-17 ADOPTED (7)	2017-18 RECOMMENDED (6)	2017-18 ADOPTED (7)
---	--------------------------	--------------------------	---------------------------------	---------------------------	-------------------------------	---------------------------

**Financing Source by Revenue Category**

Taxes	0	0	0	0	0	0
Use of Money	0	0	0	0	0	0
Intergovernmental	0	0	0	0	0	0
Licenses Permits & Franchises	0	0	0	0	0	0
Fines, Forfeitures & Penalties	25,400	0	0	30,000	30,000	0
Charges For Services	0	0	0	0	0	0
Miscellaneous	0	0	0	0	0	0
<b>Total Revenues</b>	<b>25,400</b>	<b>0</b>	<b>0</b>	<b>30,000</b>	<b>30,000</b>	<b>0</b>

**Services & Supplies**

5106 Insurance	0	0	0		0	
5120 Communications	0	0	0		0	
5177 Treasure's Fees	0	0	0			
5145 Maintenance Building	0	0	0	0	0	0
5150 Memberships	0	0	0	0	0	0
5160 Office Expense	492	0	0	164	164	
5165 Professional & Specialized	1,005	0	2,110	15,001	15,000	
5166 A87 Costs	0	0	0	0	0	
5180 Rents Building	0	0	0	0	0	
Other	23,789	52,748	13,696	57,637	57,637	
<b>Total Services &amp; Supplies</b>	<b>25,286</b>	<b>52,748</b>	<b>15,806</b>	<b>72,802</b>	<b>72,801</b>	<b>0</b>

**Fixed Assets**

6228 Equipment	0	0	0			
<b>Total Fixed Assets</b>	<b>0</b>	<b>0</b>	<b>0</b>	<b>0</b>	<b>0</b>	<b>0</b>

<b>BUDGET UNIT TOTAL</b>	<b>25,286</b>	<b>52,748</b>	<b>15,806</b>	<b>72,802</b>	<b>72,801</b>	<b>0</b>
<b>Restore Maps, Paint Court House, clean carpet, other justice facility work</b>						

STATE CONTROLLER  
COUNTY BUDGET ACT

BUDGET UNIT DETAIL

SCHEDULE 9

COUNTY OF SIERRA  
STATE OF CALIFORNIA

FISCAL YEAR 2017-18

Budget Name  
Function  
Activity  
Fund  
Budget Unit

Tax Collection Cost Trust  
General  
Finance  
Special Revenue  
8673001

FINANCING USES CLASSIFICATION (1)	2014-15 ACTUAL (2)	2015-16 ACTUAL (3)	2016-17 as of 6/01/17 (4)	2016-17 ADOPTED (7)	2017-18 RECOMMENDED (6)	2017-18 ADOPTED (7)
<b>Financing Source by Revenue Category</b>						
Taxes	0	0	0	1,500	1,500	0
Use of Money Intergovernmental						
Licenses Permits & Franchises	0	0	0			
Fines, Forfeitures & Penalties	0	0	0			
Charges For Services	0	0	0			
Miscellaneous						
<b>Total Revenues</b>	<b>0</b>	<b>0</b>	<b>0</b>	<b>1,500</b>	<b>1,500</b>	<b>0</b>
<b>Services &amp; Supplies</b>						
5106 Insurance	0	0	0	0	0	0
5120 Communications	0	0	0	0	0	0
5177 Treasure's Fees	0	0	0	0	0	0
5145 Maintenance Building	0	0	0	0	0	0
5150 Memberships	0	0	0	0	0	0
5160 Office Expense	0	0	0	0	0	0
5165 Professional & Specialized	0	0	0	0	0	0
5166 A87 Costs	0	0	0	0	0	0
5180 Rents Building	0	0	0	0	0	0
Other	0	0	0	8,000	8,000	0
<b>Total Services &amp; Supplies</b>	<b>0</b>	<b>0</b>	<b>0</b>	<b>8,000</b>	<b>8,000</b>	<b>0</b>
<b>Fixed Assets</b>						
6228 Equipment	0	0	0			
<b>Total Fixed Assets</b>	<b>0</b>	<b>0</b>	<b>0</b>	<b>0</b>	<b>0</b>	<b>0</b>
<b>BUDGET UNIT TOTAL</b>	<b>0</b>	<b>0</b>	<b>0</b>	<b>8,000</b>	<b>8,000</b>	<b>0</b>

STATE CONTROLLER  
COUNTY BUDGET ACT

BUDGET UNIT DETAIL

SCHEDULE 9

COUNTY OF SIERRA  
STATE OF CALIFORNIA

FISCAL YEAR 2017-18

Budget Name  
Function  
Activity  
Fund  
Budget Unit

Supplemental Roll Admin. Tax Collector  
General  
Finance  
Special Revenue  
8698850

FINANCING USES CLASSIFICATION (1)	2014-15 ACTUAL (2)	2015-16 ACTUAL (3)	2016-17 as of 6/01/17 (4)	2016-17 ADOPTED (7)	2017-18 RECOMMENDED (6)	2017-18 ADOPTED (7)
---	--------------------------	--------------------------	---------------------------------	---------------------------	-------------------------------	---------------------------

Financing Source by Revenue Category

Taxes	0	0	0	0	0	0
Use of Money	0	0	0	0	0	0
Intergovernmental	0	0	0	0	0	0
Licenses Permits & Franchises	0	0	0	0	0	0
Fines, Forfeitures & Penalties	0	0	0	0	0	0
Charges For Services	383	722	903	500	500	0
Miscellaneous	0	0	0	0	0	0
<b>Total Revenues</b>	<b>383</b>	<b>722</b>	<b>903</b>	<b>500</b>	<b>500</b>	<b>0</b>
<b>Services &amp; Supplies</b>						
5106 Insurance	0	0	0		0	
5120 Communications	0	0	0		0	
5177 Treasure's Fees	0	0	0		0	
5145 Maintenance Building	0	0	0		0	
5150 Memberships	0	0	0		0	
5160 Office Expense	0	0	0		0	
5165 Professional & Specialized	0	0	0		0	
5166 A87 Costs	0	0	0		0	
5180 Rents Building	0	0	0		0	
Other	0	206	0	5,300	5,300	
<b>Total Services &amp; Supplies</b>	<b>0</b>	<b>206</b>	<b>0</b>	<b>5,300</b>	<b>5,300</b>	<b>0</b>
<b>Fixed Assets</b>						
6228 Equipment	0	0	0			
<b>Total Fixed Assets</b>	<b>0</b>	<b>0</b>	<b>0</b>	<b>0</b>	<b>0</b>	<b>0</b>
<b>BUDGET UNIT TOTAL</b>	<b>0</b>	<b>206</b>	<b>0</b>	<b>5,300</b>	<b>5,300</b>	<b>0</b>

STATE CONTROLLER  
COUNTY BUDGET ACT

BUDGET UNIT DETAIL

SCHEDULE 9

COUNTY OF SIERRA  
STATE OF CALIFORNIA

FISCAL YEAR 2017-18

Budget Name  
Function  
Activity  
Fund  
Budget Unit

Supplemental Roll Admin. Assessor  
General  
Finance  
Special Revenue  
8698860

FINANCING USES CLASSIFICATION (1)	2014-15 ACTUAL (2)	2015-16 ACTUAL (3)	2016-17 as of 6/01/17 (4)	2016-17 ADOPTED (7)	2017-18 RECOMMENDED (6)	2017-18 ADOPTED (7)
---	--------------------------	--------------------------	---------------------------------	---------------------------	-------------------------------	---------------------------

Financing Source by Revenue Category

Taxes	0	0	0	0	0	0
Use of Money	0	0	0	0	0	0
Intergovernmental	0	0	0	0	0	0
Licenses Permits & Franchises	0	0	0	0	0	0
Fines, Forfeitures & Penalties	0	0	0	0	0	0
Charges For Services	1,195	2,251	2,818	1,900	1,900	0
Miscellaneous	0	50	0	0	0	0
<b>Total Revenues</b>	<b>1,195</b>	<b>2,301</b>	<b>2,818</b>	<b>1,900</b>	<b>1,900</b>	<b>0</b>

Services & Supplies

5106 Insurance	0	0	0	0	0	0
5120 Communications	0	0	0	0	0	0
5177 Treasure's Fees	0	0	0	0	0	0
5145 Maintenance Building	0	0	0	0	0	0
5150 Memberships	0	585	0	403	195	0
5160 Office Expense	0	2,111	512	730	874	0
5165 Professional & Specialized	0	880	0	293	293	0
5166 A87 Costs	0	0	0	0	0	0
5180 Rents Building	0	0	0	0	0	0
Other	0	6,259	487	7,000	7,000	*
* Services & Supplies, Wages transfer to GF						
<b>Total Services &amp; Supplies</b>	<b>0</b>	<b>9,834</b>	<b>1,000</b>	<b>8,427</b>	<b>8,363</b>	<b>0</b>

Fixed Assets

6228 Equipment	0	0	0	0	0	0
<b>Total Fixed Assets</b>	<b>0</b>	<b>0</b>	<b>0</b>	<b>0</b>	<b>0</b>	<b>0</b>

<b>BUDGET UNIT TOTAL</b>	<b>0</b>	<b>9,834</b>	<b>1,000</b>	<b>8,427</b>	<b>8,363</b>	<b>0</b>
--------------------------	----------	--------------	--------------	--------------	--------------	----------

STATE CONTROLLER  
COUNTY BUDGET ACT

BUDGET UNIT DETAIL

SCHEDULE 9

COUNTY OF SIERRA  
STATE OF CALIFORNIA

FISCAL YEAR 2017-18

Budget Name  
Function  
Activity  
Fund  
Budget Unit

Supplemental Roll Admin. Auditor  
General  
Finance  
Special Revenue  
8698870

FINANCING USES CLASSIFICATION (1)	2014-15 ACTUAL (2)	2015-16 ACTUAL (3)	2016-17 as of 6/01/17 (4)	2016-17 ADOPTED (7)	2017-18 RECOMMENDED (6)	2017-18 ADOPTED (7)
---	--------------------------	--------------------------	---------------------------------	---------------------------	-------------------------------	---------------------------

Financing Source by Revenue Category

Taxes	0	0	0	0	0	0
Use of Money	0	0	0	0	0	0
Intergovernmental	0	0	0	0	0	0
Licenses Permits & Franchises	0	0	0	0	0	0
Fines, Forfeitures & Penalties	0	0	0	0	0	0
Charges For Services	187	352	441	200	200	0
Miscellaneous	0	0	0	0	0	0
<b>Total Revenues</b>	<b>187</b>	<b>352</b>	<b>441</b>	<b>200</b>	<b>200</b>	<b>0</b>
<b>Services &amp; Supplies</b>						
5106 Insurance	0	0	0		0	
5120 Communications	0	0	0		0	
5177 Treasure's Fees	0	0	0		0	
5145 Maintenance Building	0	0	0		0	
5150 Memberships	0	0	0		0	
5160 Office Expense	0	0	0		0	
5165 Professional & Specialized	0	0	0		0	
5166 A87 Costs	0	0	0		0	
5180 Rents Building	0	0	0		0	
Other	0	807	0	3,400	3,400	
<b>Total Services &amp; Supplies</b>	<b>0</b>	<b>807</b>	<b>0</b>	<b>3,400</b>	<b>3,400</b>	<b>0</b>
<b>Fixed Assets</b>						
6228 Equipment	0	0	0			
<b>Total Fixed Assets</b>	<b>0</b>	<b>0</b>	<b>0</b>	<b>0</b>	<b>0</b>	<b>0</b>
<b>BUDGET UNIT TOTAL</b>	<b>0</b>	<b>807</b>	<b>0</b>	<b>3,400</b>	<b>3,400</b>	<b>0</b>

STATE CONTROLLER  
COUNTY BUDGET ACT

BUDGET UNIT DETAIL

SCHEDULE 9

COUNTY OF SIERRA  
STATE OF CALIFORNIA

FISCAL YEAR 2017-18

Budget Name  
Function  
Activity  
Fund  
Budget Unit

Assessor's Reproduction Costs Trust  
General  
Finance  
Special Revenue  
8760000

FINANCING USES CLASSIFICATION (1)	2014-15 ACTUAL (2)	2015-16 ACTUAL (3)	2016-17 as of 6/01/17 (4)	2016-17 ADOPTED (7)	2017-18 RECOMMENDED (6)	2017-18 ADOPTED (7)
---	--------------------------	--------------------------	---------------------------------	---------------------------	-------------------------------	---------------------------

Financing Source by Revenue Category

Taxes	0	0	0	0	0	0
Use of Money	0	0	0	0	0	0
Intergovernmental	0	0	0	0	0	0
Licenses Permits & Franchises	0	0	0	0	0	0
Fines, Forfeitures & Penalties	0	0	0	0	0	0
Charges For Services	0	0	0	0	0	0
Miscellaneous	2,756	0	32	6,600	6,600	0
<b>Total Revenues</b>	<b>2,756</b>	<b>0</b>	<b>32</b>	<b>6,600</b>	<b>6,600</b>	<b>0</b>

Services & Supplies

5106 Insurance	0	0	0	0	0	0
5120 Communications	9	14	6	9	10	
5177 Treasure's Fees	0	0	0			
5145 Maintenance Building	0	0	0	0	0	0
5150 Memberships	1,503	0	1,161	0	0	0
5160 Office Expense	1,226	17	1,192	23,257	23,257	*
5165 Professional & Specialized	468	0	5,620	729	2,029	
5166 A87 Costs	0	0	0		0	
5180 Rents Building	0	0	0		0	
Other	7,281	911	2,262		0	
* Services & Supplies						
<b>Total Services &amp; Supplies</b>	<b>10,488</b>	<b>942</b>	<b>10,240</b>	<b>23,995</b>	<b>25,296</b>	<b>0</b>

Fixed Assets

6228 Equipment	0	0	0			
<b>Total Fixed Assets</b>	<b>0</b>	<b>0</b>	<b>0</b>	<b>0</b>	<b>0</b>	<b>0</b>

<b>BUDGET UNIT TOTAL</b>	<b>10,488</b>	<b>942</b>	<b>10,240</b>	<b>23,995</b>	<b>25,296</b>	<b>0</b>
--------------------------	---------------	------------	---------------	---------------	---------------	----------

STATE CONTROLLER  
COUNTY BUDGET ACT

BUDGET UNIT DETAIL

SCHEDULE 9

COUNTY OF SIERRA  
STATE OF CALIFORNIA

FISCAL YEAR 2017-18

Budget Name  
Function  
Activity  
Fund  
Budget Unit

LEA  
Health & Sanitation  
Health  
**Special Revenue**  
8915615

FINANCING USES CLASSIFICATION (1)	2014-15 ACTUAL (2)	2015-16 ACTUAL (3)	2016-17 as of 6/01/17 (4)	2016-17 ADOPTED (7)	2017-18 RECOMMENDED (6)	2017-18 ADOPTED (7)
<b>Financing Source by Revenue Category</b>						
Taxes	0	0	0	0	0	0
Use of Money	55	46	55	0	0	0
Intergovernmental	14,022	14,015	14,242	15,000	15,567	0
Licenses Permits & Franchises	0	0	0	0	0	0
Fines, Forfeitures & Penalties	0	0	0	0	0	0
Charges For Services	0	0	0	0	0	0
Miscellaneous	0	0	0	0	0	0
<b>Total Revenues</b>	<b>14,077</b>	<b>14,061</b>	<b>14,296</b>	<b>15,000</b>	<b>15,567</b>	<b>0</b>
<b>Services &amp; Supplies</b>						
5106 Insurance	0	0	0		0	
5120 Communications	0	0	0		0	
5177 Treasure's Fees	0	0	0		0	
5145 Maintenance Building	0	0	0		0	
5150 Memberships	0	0	0		0	
5160 Office Expense	0	0	0		0	
5165 Professional & Specialized	0	0	0		0	
5166 A87 Costs	0	0	0		0	
5180 Rents Building	0	0	0		0	
Other	0	0	0		0	
<b>Total Services &amp; Supplies</b>	<b>0</b>	<b>0</b>	<b>0</b>	<b>0</b>	<b>0</b>	<b>0</b>
<b>Fixed Assets</b>						
6228 Equipment		0	0			
<b>Total Fixed Assets</b>	<b>0</b>	<b>0</b>	<b>0</b>	<b>0</b>	<b>0</b>	<b>0</b>
<b>BUDGET UNIT TOTAL</b>	<b>0</b>	<b>0</b>	<b>0</b>	<b>0</b>	<b>0</b>	<b>0</b>
	memo: Transfers Out			15,000	15,000	0

STATE CONTROLLER  
COUNTY BUDGET ACT

BUDGET UNIT DETAIL

SCHEDULE 9

COUNTY OF SIERRA  
STATE OF CALIFORNIA  
  
FISCAL YEAR 2017-18

Budget Name  
Function  
Activity  
Fund  
Budget Unit  
  
Hospital Preparedness  
Health & Sanitation  
Health  
Special Revenue  
8915618

FINANCING USES CLASSIFICATION (1)	2014-15 ACTUAL (2)	2015-16 ACTUAL (3)	2016-17 as of 6/01/17 (4)	2016-17 ADOPTED (7)	2017-18 RECOMMENDED (6)	2017-18 ADOPTED (7)
<b>Financing Source by Revenue Category</b>						
Taxes	0	0	0	0	0	0
Use of Money	45	23	124	0	0	0
Intergovernmental	0	0	0	29,327	0	0
Licenses Permits & Franchises	0	0	0	0	0	0
Fines, Forfeitures & Penalties	0	0	0	0	0	0
Charges For Services	0	0	0	0	0	0
Miscellaneous	0	0	0	0	0	0
<b>Total Revenues</b>	<b>45</b>	<b>23</b>	<b>124</b>	<b>29,327</b>	<b>0</b>	<b>0</b>
<b>Services &amp; Supplies</b>						
5106 Insurance	0	0	0	0	0	0
5120 Communications	0	0	0	0	0	0
5177 Treasure's Fees	0	0	0	0	0	0
5145 Maintenance Building	0	0	0	0	0	0
5150 Memberships	0	0	0	0	0	0
5160 Office Expense	0	0	0	0	0	0
5165 Professional & Specialized	0	0	0	0	0	0
5166 A87 Costs	0	0	0	0	0	0
5180 Rents Building	0	0	0	0	0	0
Other	0	0	0	0	0	0
<b>Total Services &amp; Supplies</b>	<b>0</b>	<b>0</b>	<b>0</b>	<b>0</b>	<b>0</b>	<b>0</b>
<b>Fixed Assets</b>						
6228 Equipment	0	0	0	0	0	0
<b>Total Fixed Assets</b>	<b>0</b>	<b>0</b>	<b>0</b>	<b>0</b>	<b>0</b>	<b>0</b>
<b>BUDGET UNIT TOTAL</b>	<b>0</b>	<b>0</b>	<b>0</b>	<b>0</b>	<b>0</b>	<b>0</b>
	memo: Transfers Out			30,000	0	0



STATE CONTROLLER  
COUNTY BUDGET ACT

BUDGET UNIT DETAIL

SCHEDULE 9

COUNTY OF SIERRA  
STATE OF CALIFORNIA

FISCAL YEAR 2017-18

Budget Name  
Function  
Activity  
Fund  
Budget Unit

California Endowment  
Health & Sanitation  
Health  
Special Revenue  
8915619

FINANCING USES CLASSIFICATION (1)	2014-15 ACTUAL (2)	2015-16 ACTUAL (3)	2016-17 as of 6/01/17 (4)	2016-17 ADOPTED (7)	2017-18 RECOMMENDED (6)	2017-18 ADOPTED (7)
---	--------------------------	--------------------------	---------------------------------	---------------------------	-------------------------------	---------------------------

Financing Source by Revenue Category

Taxes	0	0	0	0	0	0
Use of Money	0	0	0	0	0	0
Intergovernmental	0	0	0	0	0	0
Licenses Permits & Franchises	0	0	0	0	0	0
Fines, Forfeitures & Penalties	0	0	0	0	0	0
Charges For Services	0	0	0	0	0	0
Miscellaneous	0	0	0	0	0	0
<b>Total Revenues</b>	<b>0</b>	<b>0</b>	<b>0</b>	<b>0</b>	<b>0</b>	<b>0</b>
<b>Services &amp; Supplies</b>						
5106 Insurance	0	0	0	0	0	0
5120 Communications	0	0	0	0	0	0
5177 Treasure's Fees	0	0	0	0	0	0
5145 Maintenance Building	0	0	0	0	0	0
5150 Memberships	0	0	0	0	0	0
5160 Office Expense	0	0	0	0	0	0
5165 Professional & Specialized	0	0	0	0	0	0
5166 A87 Costs	0	0	0	0	0	0
5180 Rents Building	0	0	0	0	0	0
Other	0	0	0	0	0	0
<b>Total Services &amp; Supplies</b>	<b>0</b>	<b>0</b>	<b>0</b>	<b>0</b>	<b>0</b>	<b>0</b>
<b>Fixed Assets</b>						
6228 Equipment		0	0			
<b>Total Fixed Assets</b>	<b>0</b>	<b>0</b>	<b>0</b>	<b>0</b>	<b>0</b>	<b>0</b>
<b>BUDGET UNIT TOTAL</b>	<b>0</b>	<b>0</b>	<b>0</b>	<b>0</b>	<b>0</b>	<b>0</b>
	memo: Transfers Out			0	0	0

COUNTY OF SIERRA  
STATE OF CALIFORNIA  
  
FISCAL YEAR 2017-18

Budget Name  
Function  
Activity  
Fund  
Budget Unit

**Workforce Ed & Training MHSA**  
Health & Sanitation  
Health  
**Special Revenue**  
8915672

FINANCING USES CLASSIFICATION (1)	2014-15 ACTUAL (2)	2015-16 ACTUAL (3)	2016-17 as of 6/01/17 (4)	2016-17 ADOPTED (7)	2017-18 RECOMMENDED (6)	2017-18 ADOPTED (7)
<b>Financing Source by Revenue Category</b>						
Taxes	0	0	0	0	0	0
Use of Money	0	0	0	0	0	0
Intergovernmental	0	0	0	240,775	283,240	0
Licenses Permits & Franchises	0	0	0	0	0	0
Fines, Forfeitures & Penalties	0	0	0	0	0	0
Charges For Services	0	0	0	0	0	0
Miscellaneous	0	0	0	0	0	0
<b>Total Revenues</b>	<b>0</b>	<b>0</b>	<b>0</b>	<b>240,775</b>	<b>283,240</b>	<b>0</b>
<b>Services &amp; Supplies</b>						
5106 Insurance	0	0	0	0	0	0
5120 Communications	0	0	0	0	0	0
5177 Treasure's Fees	0	0	0	0	0	0
5145 Maintenance Building	0	0	0	0	0	0
5150 Memberships	0	0	0	0	0	0
5160 Office Expense	0	0	0	0	0	0
5165 Professional & Specialized	0	0	0	0	0	0
5166 A87 Costs	0	0	0	0	0	0
5180 Rents Building	0	0	0	0	0	0
Other	0	0	0	0	0	0
<b>Total Services &amp; Supplies</b>	<b>0</b>	<b>0</b>	<b>0</b>	<b>0</b>	<b>0</b>	<b>0</b>
<b>Fixed Assets</b>						
6228 Equipment	0	0	0	0	0	0
<b>Total Fixed Assets</b>	<b>0</b>	<b>0</b>	<b>0</b>	<b>0</b>	<b>0</b>	<b>0</b>
<b>BUDGET UNIT TOTAL</b>	<b>0</b>	<b>0</b>	<b>0</b>	<b>0</b>	<b>0</b>	<b>0</b>
				memo: Transfers Out	0	283,240

COUNTY OF SIERRA  
STATE OF CALIFORNIA

FISCAL YEAR 2017-18

Budget Name  
Function  
Activity  
Fund  
Budget Unit

Prevention Early Intervention MHSA  
Health & Sanitation  
Health  
Special Revenue  
8915675

FINANCING USES CLASSIFICATION (1)	2014-15 ACTUAL (2)	2015-16 ACTUAL (3)	2016-17 as of 6/01/17 (4)	2016-17 ADOPTED (7)	2017-18 RECOMMENDED (6)	2017-18 ADOPTED (7)
---	--------------------------	--------------------------	---------------------------------	---------------------------	-------------------------------	---------------------------

**Financing Source by Revenue Category**

Taxes	0	0	0	0	0	0
Use of Money	840	391	522	700	0	0
Intergovernmental	877,259	862,091	612,114	0	232,597	0
Licenses Permits & Franchises	0	0	0	0	0	0
Fines, Forfeitures & Penalties	0	0	0	0	0	0
Charges For Services	0	0	0	0	0	0
Miscellaneous	0	0	0	0	0	0
<b>Total Revenues</b>	<b>878,099</b>	<b>862,482</b>	<b>612,636</b>	<b>700</b>	<b>232,597</b>	<b>0</b>
<b>Services &amp; Supplies</b>						
5106 Insurance	0	0	0	0	0	0
5120 Communications	0	0	0	0	0	0
5177 Treasure's Fees	0	0	0	0	0	0
5145 Maintenance Building	0	0	0	0	0	0
5150 Memberships	0	0	0	0	0	0
5160 Office Expense	0	0	0	0	0	0
5165 Professional & Specialized	0	0	0	0	0	0
5166 A87 Costs	0	0	0	0	0	0
5180 Rents Building	0	0	0	0	0	0
Other	0	0	0	0	0	0
<b>Total Services &amp; Supplies</b>	<b>0</b>	<b>0</b>	<b>0</b>	<b>0</b>	<b>0</b>	<b>0</b>
<b>Fixed Assets</b>						
6228 Equipment	0	0	0	0	0	0
<b>Total Fixed Assets</b>	<b>0</b>	<b>0</b>	<b>0</b>	<b>0</b>	<b>0</b>	<b>0</b>
<b>BUDGET UNIT TOTAL</b>	<b>0</b>	<b>0</b>	<b>0</b>	<b>0</b>	<b>0</b>	<b>0</b>
	memo: Transfers Out			0	0	0

COUNTY OF SIERRA  
STATE OF CALIFORNIA  
  
FISCAL YEAR 2017-18

Budget Name  
Function  
Activity  
Fund  
Budget Unit  
  
MHPA PLANNING  
Health & Sanitation  
Health  
Special Revenue  
8915671

FINANCING USES CLASSIFICATION (1)	2014-15 ACTUAL (2)	2015-16 ACTUAL (3)	2016-17 as of 6/01/17 (4)	2016-17 ADOPTED (7)	2017-18 RECOMMENDED (6)	2017-18 ADOPTED (7)
---	--------------------------	--------------------------	---------------------------------	---------------------------	-------------------------------	---------------------------

**Financing Source by Revenue Category**

Taxes	0	0	0	0	0	0
Use of Money	10,383	10,843	16,717	0	0	0
Intergovernmental	1,208,856	1,103,144	926,449	963,098	1,132,798	0
Licenses Permits & Franchises	0	0	0	0	0	0
Fines, Forfeitures & Penalties	0	0	0	0	0	0
Charges For Services	0	0	0	0	0	0
Miscellaneous	0	0	0	0	0	0
<b>Total Revenues</b>	<b>1,219,239</b>	<b>1,113,986</b>	<b>943,167</b>	<b>963,098</b>	<b>1,132,798</b>	<b>0</b>
<b>Services &amp; Supplies</b>						
5106 Insurance	0	0	0	0	0	0
5120 Communications	0	0	0	0	0	0
5177 Treasure's Fees	0	0	0		0	
5145 Maintenance Building	0	0	0		0	
5150 Memberships	0	0	0	0	0	0
5160 Office Expense	0	0	0	0	0	0
5165 Professional & Specialized	0	0	0	0	0	0
5166 A87 Costs	0	0	0	0	0	0
5180 Rents Building	0	0	0	0	0	0
Other	0	0	0	0	0	0
<b>Total Services &amp; Supplies</b>	<b>0</b>	<b>0</b>	<b>0</b>	<b>0</b>	<b>0</b>	<b>0</b>
<b>Fixed Assets</b>						
6228 Equipment	0	0	0			
<b>Total Fixed Assets</b>	<b>0</b>	<b>0</b>	<b>0</b>	<b>0</b>	<b>0</b>	<b>0</b>
<b>BUDGET UNIT TOTAL</b>	<b>0</b>	<b>0</b>	<b>0</b>	<b>0</b>	<b>0</b>	<b>0</b>
	memo: Transfers Out			0	0	0

STATE CONTROLLER  
COUNTY BUDGET ACT

BUDGET UNIT DETAIL

SCHEDULE 9

COUNTY OF SIERRA  
STATE OF CALIFORNIA

FISCAL YEAR 2017-18

Budget Name  
Function  
Activity  
Fund  
Budget Unit

**SAMHSA**  
Health & Sanitation  
Health  
**Special Revenue**  
8915674

FINANCING USES CLASSIFICATION (1)	2014-15 ACTUAL (2)	2015-16 ACTUAL (3)	2016-17 as of 6/01/17 (4)	2016-17 ADOPTED (7)	2017-18 RECOMMENDED (6)	2017-18 ADOPTED (7)
---	--------------------------	--------------------------	---------------------------------	---------------------------	-------------------------------	---------------------------

Financing Source by Revenue Category

Taxes	0	0	0	0	0	0
Use of Money	0	0	0	0	0	0
Intergovernmental	0	23,166	0	120,505	0	0
Licenses Permits & Franchises	0	0	0	0	0	0
Fines, Forfeitures & Penalties	0	0	0	0	0	0
Charges For Services	0	0	0	0	0	0
Miscellaneous	2,190	3,514	67,225	0	0	0
<b>Total Revenues</b>	<b>2,190</b>	<b>26,680</b>	<b>67,225</b>	<b>120,505</b>	<b>0</b>	<b>0</b>

Services & Supplies

5106 Insurance	0	0	0	0	0	0
5120 Communications	0	0	0	0	0	0
5177 Treasure's Fees	0	0	0	0	0	0
5145 Maintenance Building	0	0	0	0	0	0
5150 Memberships	0	0	0	0	0	0
5160 Office Expense	0	0	0	0	0	0
5165 Professional & Specialized	0	0	0	0	0	0
5166 A87 Costs	0	0	0	0	0	0
5180 Rents Building	0	0	0	0	0	0
Other	0	0	0	0	0	0
<b>Total Services &amp; Supplies</b>	<b>0</b>	<b>0</b>	<b>0</b>	<b>0</b>	<b>0</b>	<b>0</b>

Fixed Assets

6228 Equipment	0	0	0	0	0	0
<b>Total Fixed Assets</b>	<b>0</b>	<b>0</b>	<b>0</b>	<b>0</b>	<b>0</b>	<b>0</b>

BUDGET UNIT TOTAL

	<b>0</b>	<b>0</b>	<b>0</b>	<b>0</b>	<b>0</b>	<b>0</b>
memo: Transfers Out				320,775	0	0

STATE CONTROLLER  
COUNTY BUDGET ACT

BUDGET UNIT DETAIL

SCHEDULE 9

COUNTY OF SIERRA  
STATE OF CALIFORNIA  
FISCAL YEAR 2017-18

Budget Name  
Function  
Activity  
Fund  
Budget Unit  
ALCOHOL PRG, NNA, SGF  
Health & Sanitation  
Health  
Special Revenue  
8915681

FINANCING USES CLASSIFICATION (1)	2014-15 ACTUAL (2)	2015-16 ACTUAL (3)	2016-17 as of 6/01/17 (4)	2016-17 ADOPTED (7)	2017-18 RECOMMENDED (6)	2017-18 ADOPTED (7)
---	--------------------------	--------------------------	---------------------------------	---------------------------	-------------------------------	---------------------------

Financing Source by Revenue Category

Taxes	0	0	0	0	0	0
Use of Money	0	0	0	0	0	0
Intergovernmental	0	0	0	433,267	0	0
Licenses Permits & Franchises	0	0	0	0	0	0
Fines, Forfeitures & Penalties	0	0	0	0	0	0
Charges For Services	0	0	0	0	0	0
Miscellaneous	0	0	0	0	0	0
<b>Total Revenues</b>	<b>0</b>	<b>0</b>	<b>0</b>	<b>433,267</b>	<b>0</b>	<b>0</b>
<b>Services &amp; Supplies</b>						
5106 Insurance	0	0	0	0	0	0
5120 Communications	0	0	0	0	0	0
5177 Treasure's Fees	0	0	0	10	0	0
5145 Maintenance Building	0	0	0	0	0	0
5150 Memberships	0	0	0	0	0	0
5160 Office Expense	0	0	0	0	0	0
5165 Professional & Specialized	0	0	0	0	0	0
5166 A87 Costs	0	0	0	0	0	0
5180 Rents Building	0	0	0	0	0	0
Other	0	0	0	0	0	0
<b>Total Services &amp; Supplies</b>	<b>0</b>	<b>0</b>	<b>0</b>	<b>10</b>	<b>0</b>	<b>0</b>
<b>Fixed Assets</b>						
6228 Equipment	0	0	0	0	0	0
<b>Total Fixed Assets</b>	<b>0</b>	<b>0</b>	<b>0</b>	<b>0</b>	<b>0</b>	<b>0</b>
<b>BUDGET UNIT TOTAL</b>	<b>0</b>	<b>0</b>	<b>0</b>	<b>10</b>	<b>0</b>	<b>0</b>
				memo: Transfers Out	0	0

COUNTY OF SIERRA  
STATE OF CALIFORNIA  
  
FISCAL YEAR 2017-18

Budget Name  
Function  
Activity  
Fund  
Budget Unit  
  
DFS  
Health & Sanitation  
Health  
Special Revenue  
8915682

FINANCING USES CLASSIFICATION (1)	2014-15 ACTUAL (2)	2015-16 ACTUAL (3)	2016-17 as of 6/01/17 (4)	2016-17 ADOPTED (7)	2017-18 RECOMMENDED (6)	2017-18 ADOPTED (7)
---	--------------------------	--------------------------	---------------------------------	---------------------------	-------------------------------	---------------------------

**Financing Source by Revenue Category**

Taxes	0	0	0	0	0	0
Use of Money	4,107	67,225	0	0	0	0
Intergovernmental	0	0	0	0	0	0
Licenses Permits & Franchises	0	0	0	0	0	0
Fines, Forfeitures & Penalties	0	0	0	0	0	0
Charges For Services	0	0	0	0	0	0
Miscellaneous	0	0	0	0	0	0
<b>Total Revenues</b>	<b>4,107</b>	<b>67,225</b>	<b>0</b>	<b>0</b>	<b>0</b>	<b>0</b>
<b>Services &amp; Supplies</b>						
5106 Insurance	0	0	0	0	0	0
5120 Communications	0	0	0	0	0	0
5177 Treasure's Fees	0	0	0	0	0	0
5145 Maintenance Building	0	0	0	0	0	0
5150 Memberships	0	0	0	0	0	0
5160 Office Expense	0	0	0	0	0	0
5165 Professional & Specialized	0	0	0	0	0	0
5166 A87 Costs	0	0	0	0	0	0
5180 Rents Building	0	0	0	0	0	0
Other	0	0	0	0	0	0
<b>Total Services &amp; Supplies</b>	<b>0</b>	<b>0</b>	<b>0</b>	<b>0</b>	<b>0</b>	<b>0</b>
<b>7600 Transfers Out</b>	<b>0</b>	<b>0</b>	<b>0</b>	<b>0</b>	<b>0</b>	<b>0</b>
<b>Fixed Assets</b>						
6228 Equipment	0	0	0	0	0	0
<b>Total Fixed Assets</b>	<b>0</b>	<b>0</b>	<b>0</b>	<b>0</b>	<b>0</b>	<b>0</b>
<b>BUDGET UNIT TOTAL</b>	<b>0</b>	<b>0</b>	<b>0</b>	<b>0</b>	<b>0</b>	<b>0</b>

STATE CONTROLLER  
COUNTY BUDGET ACT

BUDGET UNIT DETAIL

SCHEDULE 9

COUNTY OF SIERRA  
STATE OF CALIFORNIA

FISCAL YEAR 2017-18

Budget Name  
Function  
Activity  
Fund  
Budget Unit

MHSA CAP FACILITIES & TECH  
Health & Sanitation  
Health  
Special Revenue  
8915676

FINANCING USES CLASSIFICATION (1)	2014-15 ACTUAL (2)	2015-16 ACTUAL (3)	2016-17 as of 6/01/17 (4)	2016-17 ADOPTED (7)	2017-18 RECOMMENDED (6)	2017-18 ADOPTED (7)
---	--------------------------	--------------------------	---------------------------------	---------------------------	-------------------------------	---------------------------

Financing Source by Revenue Category

Taxes	0	0	0	0	0	0
Use of Money	0	0	0	0	0	0
Intergovernmental	0	0	0	0	0	0
Licenses Permits & Franchises	0	0	0	0	0	0
Fines, Forfeitures & Penalties	0	0	0	0	0	0
Charges For Services	0	0	0	0	0	0
Miscellaneous	0	0	0	0	0	0
<b>Total Revenues</b>	<b>0</b>	<b>0</b>	<b>0</b>	<b>0</b>	<b>0</b>	<b>0</b>
<b>Services &amp; Supplies</b>						
5106 Insurance	0	0	0	0	0	0
5120 Communications	0	0	0	0	0	0
5177 Treasure's Fees	0	0	0	0	0	0
5145 Maintenance Building	0	0	0	0	0	0
5150 Memberships	0	0	0	0	0	0
5160 Office Expense	0	0	0	0	0	0
5165 Professional & Specialized	0	0	0	0	0	0
5166 A87 Costs	0	0	0	0	0	0
5180 Rents Building	0	0	0	0	0	0
Other	0	0	0	0	0	0
<b>Total Services &amp; Supplies</b>	<b>0</b>	<b>0</b>	<b>0</b>	<b>0</b>	<b>0</b>	<b>0</b>
<b>Fixed Assets</b>						
6228 Equipment	0	0	0	0	0	0
<b>Total Fixed Assets</b>	<b>0</b>	<b>0</b>	<b>0</b>	<b>0</b>	<b>0</b>	<b>0</b>
<b>BUDGET UNIT TOTAL</b>	<b>0</b>	<b>0</b>	<b>0</b>	<b>0</b>	<b>0</b>	<b>0</b>



STATE CONTROLLER  
COUNTY BUDGET ACT

BUDGET UNIT DETAIL

SCHEDULE 9

COUNTY OF SIERRA  
STATE OF CALIFORNIA  
  
FISCAL YEAR 2017-18

Budget Name  
Function  
Activity  
Fund  
Budget Unit

SAPT DIS, PRE, FLN, CL, HIV  
Health & Sanitation  
Health  
Special Revenue  
8915685

FINANCING USES CLASSIFICATION (1)	2014-15 ACTUAL (2)	2015-16 ACTUAL (3)	2016-17 as of 6/01/17 (4)	2016-17 ADOPTED (7)	2017-18 RECOMMENDED (6)	2017-18 ADOPTED (7)
<b>Financing Source by Revenue Category</b>						
Taxes	0	0	0	0	0	0
Use of Money	989	1,702	3,314	0	0	0
Intergovernmental	433,267	433,593	110,855	0	433,267	0
Licenses Permits & Franchises	0	0	0	0	0	0
Fines, Forfeitures & Penalties	0	0	0	0	0	0
Charges For Services	0	0	0	0	0	0
Miscellaneous	0	0	0	0	0	0
<b>Total Revenues</b>	<b>434,256</b>	<b>435,295</b>	<b>114,170</b>	<b>0</b>	<b>433,267</b>	<b>0</b>
<b>Services &amp; Supplies</b>						
5106 Insurance	0	0	0	0	0	0
5120 Communications	0	0	0		0	
5177 Treasure's Fees	0	0	0	300	300	
5145 Maintenance Building	0	0	0		0	
5150 Memberships	0	0	0		0	
5160 Office Expense	0	0	0		0	
5165 Professional & Specialized	0	0	0		0	
5166 A87 Costs	0	0	0		0	
5180 Rents Building	0	0	0		0	
Other	0	0	0		0	
<b>Total Services &amp; Supplies</b>	<b>0</b>	<b>0</b>	<b>0</b>	<b>300</b>	<b>300</b>	<b>0</b>
<b>Fixed Assets</b>						
6228 Equipment	0	0	0			
<b>Total Fixed Assets</b>	<b>0</b>	<b>0</b>	<b>0</b>	<b>0</b>	<b>0</b>	<b>0</b>
<b>BUDGET UNIT TOTAL</b>	<b>0</b>	<b>0</b>	<b>0</b>	<b>300</b>	<b>300</b>	<b>0</b>

STATE CONTROLLER  
COUNTY BUDGET ACT

BUDGET UNIT DETAIL

SCHEDULE 9

COUNTY OF SIERRA  
STATE OF CALIFORNIA

FISCAL YEAR 2017-18

Budget Name  
Function  
Activity  
Fund  
Budget Unit

PROP 36 SUB ABUSE TRUST  
Health & Sanitation  
Health  
Special Revenue  
8915820

FINANCING USES CLASSIFICATION (1)	2014-15 ACTUAL (2)	2015-16 ACTUAL (3)	2016-17 as of 6/01/17 (4)	2016-17 ADOPTED (7)	2017-18 RECOMMENDED (6)	2017-18 ADOPTED (7)
<b>Financing Source by Revenue Category</b>						
Taxes	0	0	0	0	0	0
Use of Money	0	0	0	0	0	0
Intergovernmental	162	65	56	79	79	0
Licenses Permits & Franchises	0	0	0	0	0	0
Fines, Forfeitures & Penalties	0	0	0	0	0	0
Charges For Services	0	0	0	0	0	0
Miscellaneous	0	0	0	0	0	0
<b>Total Revenues</b>	<b>162</b>	<b>65</b>	<b>56</b>	<b>79</b>	<b>79</b>	<b>0</b>
<b>Services &amp; Supplies</b>						
5106 Insurance	0	0	0		0	
5120 Communications	0	0	0		0	
5177 Treasure's Fees	0	0	0	60	60	
5145 Maintenance Building	0	0	0		0	
5150 Memberships	0	0	0		0	
5160 Office Expense	0	0	0		0	
5165 Professional & Specialized	0	0	0		0	
5166 A87 Costs	0	0	0		0	
5180 Rents Building	0	0	0		0	
Other	0	0	0	600	600	
<b>Total Services &amp; Supplies</b>	<b>0</b>	<b>0</b>	<b>0</b>	<b>660</b>	<b>660</b>	<b>0</b>
<b>Fixed Assets</b>						
6228 Equipment	0	0	0			
<b>Total Fixed Assets</b>	<b>0</b>	<b>0</b>	<b>0</b>	<b>0</b>	<b>0</b>	<b>0</b>
<b>BUDGET UNIT TOTAL</b>	<b>0</b>	<b>0</b>	<b>0</b>	<b>660</b>	<b>660</b>	<b>0</b>

STATE CONTROLLER  
COUNTY BUDGET ACT

BUDGET UNIT DETAIL

SCHEDULE 9

COUNTY OF SIERRA  
STATE OF CALIFORNIA

FISCAL YEAR 2017-18

Budget Name  
Function  
Activity  
Fund  
Budget Unit

ABOVE GROUND TANKS  
Public Protection  
Police Protection  
Special Revenue  
8915821

FINANCING USES CLASSIFICATION (1)	2014-15 ACTUAL (2)	2015-16 ACTUAL (3)	2016-17 as of 6/01/17 (4)	2016-17 ADOPTED (7)	2017-18 RECOMMENDED (6)	2017-18 ADOPTED (7)
---	--------------------------	--------------------------	---------------------------------	---------------------------	-------------------------------	---------------------------

Financing Source by Revenue Category

Taxes	0	0	0	0	0	0
Use of Money	88	90	114			
Intergovernmental	0	0	0	0	0	0
Licenses Permits & Franchises	0	0	0	0	0	0
Fines, Forfeitures & Penalties	0	0	0	0	0	0
Charges For Services	0	0	0	0	0	0
Miscellaneous	0	0	0	0	0	0
<b>Total Revenues</b>	<b>88</b>	<b>90</b>	<b>114</b>	<b>0</b>	<b>0</b>	<b>0</b>
<b>Services &amp; Supplies</b>						
5106 Insurance	0	0	0		0	
5120 Communications	0	0	0		0	
5177 Treasure's Fees	0	0	0		0	
5145 Maintenance Building	0	0	0		0	
5150 Memberships	0	0	0		0	
5160 Office Expense	0	0	0		0	
5165 Professional & Specialized	0	0	0		0	
5166 A87 Costs	0	0	0		0	
5180 Rents Building	0	0	0		0	
Other	0	0	0		0	
<b>Total Services &amp; Supplies</b>	<b>0</b>	<b>0</b>	<b>0</b>	<b>0</b>	<b>0</b>	<b>0</b>
<b>Fixed Assets</b>						
6228 Equipment	0	0	0			
<b>Total Fixed Assets</b>	<b>0</b>	<b>0</b>	<b>0</b>	<b>0</b>	<b>0</b>	<b>0</b>
<b>BUDGET UNIT TOTAL</b>	<b>0</b>	<b>0</b>	<b>0</b>	<b>0</b>	<b>0</b>	<b>0</b>

COUNTY OF SIERRA  
STATE OF CALIFORNIA  
FISCAL YEAR 2017-18

Fund Title  
Activity  
Fund  
Budget Unit

AVIATION  
Transportation Terminal  
033 Aviation  
0330000

OPERATION OF ENTERPRISE FUND

CLASSIFICATION (1)	2014-15 ACTUAL (2)	2015-16 ACTUAL (3)	2016-17 as of 6/01/17 (4)	2016-17 ADOPTED (5)	2017-18 RECOMMENDED (6)	2017-18 ADOPTED (7)
<b>Financing Source by Revenue Category</b>						
Use Of Money	0	0	0		0	
Inter Government	0	0	0		10,000	
Charges For Services	40,000	0	10,000	10,000	0	
Miscellaneous	0	0	20,059		0	
<b>Operating Revenues</b>	<b>40,000</b>	<b>0</b>	<b>30,059</b>	<b>10,000</b>	<b>10,000</b>	<b>0</b>
<b>Salaries &amp; Employee Benefits</b>						
5000 Regular Salaries						
5001 Extra Help						
5002 Overtime						
5007 Benefits						
<b>Total Salaries &amp; Benefits</b>	<b>0</b>	<b>0</b>	<b>0</b>	<b>0</b>	<b>0</b>	<b>0</b>
<b>Operating Expenses</b>						
5240 Maintenance	0	0	0	10,000	5,000	
5177 Treasurers Fees	0	0	0	100	100	
5155 Misc	350	0	0		25,783	
5165 Professional & Specialized	0	0	0			
5187 Special Dept Expense	597	93	5,097	1,000	1,000	
7003 Administration	0	0	0	6,140	2,000	
5187 Port a Potty	597	93	5,097	0	720	
5195 Utilities	1,164	1,149	956	1,000	1,000	
<b>Total Services &amp; Supplies</b>	<b>2,708</b>	<b>1,335</b>	<b>11,150</b>	<b>18,240</b>	<b>35,603</b>	<b>0</b>
<b>Fixed Assets</b>						
<b>Total Fixed Assets</b>	<b>0</b>	<b>0</b>	<b>0</b>	<b>700</b>	<b>0</b>	<b>0</b>
<b>TOTAL OPERATING EXPENSE</b>	<b>2,708</b>	<b>1,335</b>	<b>11,150</b>	<b>18,940</b>	<b>35,603</b>	<b>0</b>
<b>Net Operating Income</b>	<b>37,292</b>	<b>(1,335)</b>	<b>18,909</b>	<b>(8,940)</b>	<b>(25,603)</b>	<b>0</b>
<b>Non-Operating Revenue (Expenses)</b>						
5106 Insurance	(1,513)	(1,514)	(1,513)	(1,513)	(1,517)	
5166 Cost Allocation	(1,058)	267	(1,058)	(1,058)	(443)	
Taxes	0	0	0	0	0	0
Use of Money	0	0	0	0	0	0
Intergovernmental	0	0	0	0	0	0
<b>Non-Operating</b>	<b>(2,571)</b>	<b>(1,247)</b>	<b>(2,571)</b>	<b>(2,572)</b>	<b>(1,960)</b>	<b>0</b>
Income Before Transfers	34,721	(2,582)	16,338	(11,512)	(27,563)	0
Transfers In (out)	0	0	0	0		0
Change In Net Assets	34,721	(2,582)	16,338	(11,512)	(27,563)	0
Net Assets Beginning	0	0	0	14,500	27,161	
Net Assets End	34,721	(2,582)	16,338	2,988	(402)	0

COUNTY OF SIERRA  
STATE OF CALIFORNIA  
FISCAL YEAR 2017-18

Fund Title  
Activity  
Fund  
Budget Unit

SOLID WASTE OPERATIONS  
Sanitation  
041 Solid Waste Enterprise  
0410000  
0410000

OPERATION OF ENTERPRISE FUND

FINANCING USES CLASSIFICATION (1)	2014-15 ACTUAL (2)	2015-16 ACTUAL (3)	2016-17 as of 6/01/17 (4)	2016-17 ADOPTED (5)	2017-18 RECOMMENDED (6)	2017-18 ADOPTED (7)
<b>Financing Source by Revenue Category</b>						
4515 Solid Waste Fees	749,950	941,853	1,018,289	1,064,654	1,104,890	
4523 Building Permits	0	0	0	2,000	3,000	
4529 Recyclables	24,120	0	0	45,000	30,000	
4530 Miscellaneous	246,483	58,430	61,841	3,000	18,000	
4370 Grant Revenues					3,000	
<b>Operating Revenues</b>	<b>1,020,553</b>	<b>1,000,282</b>	<b>1,080,130</b>	<b>1,132,641</b>	<b>1,158,890</b>	<b>0</b>
<b>Salaries &amp; Employee Benefits</b>						
5000 Regular Salaries	26,256	29,032	30,549	27,382	29,922	
5001 Transfer Stations	39,706	38,004	39,782	53,988	55,336	
5001 Land Fill	43,632	41,761	43,715	59,237	60,808	
5002 Overtime	0	0	0	0	0	
5007 Benefits	38,386	42,035	46,365	41,490	47,926	
<b>Total Salaries &amp; Benefits</b>	<b>147,981</b>	<b>150,832</b>	<b>160,410</b>	<b>182,098</b>	<b>193,992</b>	<b>0</b>
<b>Services &amp; Supplies</b>						
5177 Miscellaneous	2,178	2,772	3,554	0	0	
8910 Communications	230	199	236	250	250	
8911 Memberships	2,860	2,400	2,400	2,400	2,400	
8912 Office Expense	2,436	475	690	750	750	
8915 Utilities/Landfill	358	497	1,100	500	500	
8916 Utilities/Transfer Sites	1,732	1,176	754	1,500	1,500	
8920 Clothing	1,502	906	607	500	500	
8921 Household Expenses	2,361	12	0	500	500	
8940 Maintenance. Equipments	27,194	45,728	21,338	40,000	40,000	
8941 Maintenance. Signs/Fence	1,961	3,544	1,119	5,000	5,000	
8942 Maintenance. Buildings	1,423	2,648	1,385	1,000	1,000	
8943 Oil Recycling/Freon Fluid	5,816	3,286	3,193	3,000	3,000	
8950 Road - Landfill Operations	16,610	9,400	10,595	15,000	15,000	
8952 Road - Brush Chipper	2,836	108	2,341	3,000	3,000	
8953 Road - Burning	10,433	9,974	4,609	5,000	5,000	
8954 Litter Control	545	474	242	1,000	1,000	
8955 Road - Director Mgt.	6,749	5,715	8,148	5,000	5,000	
8956 Road - Superintendent Mgt.	36,354	29,995	13,653	25,000	25,000	
8957 Road - Administration	41,285	31,159	31,026	30,000	30,000	
8958 Road - Accounting	0	0	0	0	0	
8959 Road - Miscellaneous	169,426	94,151	104,379	100,000	100,000	
8949 Road Snow Removal	316	297	760	1,000	1,000	
8994 Publications/Legal Notices	150	88	392	150	150	
8995 Special Dept. Expenses	23,324	32,702	115,570	15,000	15,000	
8996 Transportation	0	0	0	0	0	
8997 Porta-Pots	5,302	4,921	4,387	5,000	5,000	
<b>Total Services &amp; Supplies</b>	<b>363,379</b>	<b>282,625</b>	<b>332,477</b>	<b>260,550</b>	<b>260,550</b>	<b>0</b>

Continued on next page

COUNTY OF SIERRA  
STATE OF CALIFORNIA  
FISCAL YEAR 2017-18

Fund Title  
Activity  
Fund  
Budget Unit

SOLID WASTE OPERATIONS  
Sanitation  
041 Solid Waste Enterprise  
6040

OPERATION OF ENTERPRISE FUND

FINANCING USES CLASSIFICATION (1)	2014-15 ACTUAL (2)	2015-16 ACTUAL (3)	2016-17 as of 6/01/17 (4)	2016-17 ADOPTED (5)	2017-18 RECOMMENDED (6)	2017-18 ADOPTED (7)
Continued from previous page						
<b>Professional Services</b>						
8970 County Counsel	0	2,571	0	1,000	1,000	
8972 Consultant Mgt	187,666	126,431	125,298	146,851	91,756	
8973 Water Testing	0	0	0			
8975 SRRE-HWWE	4,204	8,335	4,263	10,000	10,000	
8976 SRRE-NDFE	0	0	0			
8977 SRRE Siting Element	0	0	0			
8978 SRRE Miscellaneous	0	0	0	0	0	
8979 RWQCB Annual Report	0	0	0	0	0	
8980 Haul Contract	114,455	115,714	117,797	117,797	366,339	
8981 Tire Removal	0	0	0	0	0	
5165 Professional & Spec Svcs	1,669	1,837	2,139	69,000	0	
8985 IWWB/SBE	0	0	0			
8986 Waste Discharge Req	0	0	0	0	0	
8990 Fees - IWWB/SBE	3,883	2,802	2,437	3,000	0	
8991 Fees - USFS Permits	0	0	0	0	0	
8992 Fees - Air Quality	0	0	0			
8993 Fees - RWQCB	26,134	21,080	26,178	26,000	26,000	
<b>Total Professional Services</b>	<b>338,012</b>	<b>278,770</b>	<b>278,113</b>	<b>373,648</b>	<b>495,095</b>	<b>0</b>
<b>Other Charges</b>						
8983 Oil Recycling Grants	0	0	0			
8984 Recycling Grants	0	0	0			
<b>Total Other Charges</b>	<b>0</b>	<b>0</b>	<b>0</b>	<b>0</b>	<b>0</b>	<b>0</b>
<b>Fixed Assets</b>						
8961 Building & Improvments	0	0	0		100,000	
8962 Equipment	410	5	0			
<b>Total Fixed Assets</b>	<b>410</b>	<b>5</b>	<b>0</b>	<b>0</b>	<b>100,000</b>	<b>0</b>
<b>TOTAL OPERATING EXPENSE</b>	<b>849,782</b>	<b>712,232</b>	<b>771,000</b>	<b>816,296</b>	<b>1,049,637</b>	<b>0</b>
<b>Net Operating Income</b>	<b>170,771</b>	<b>288,050</b>	<b>309,129</b>	<b>316,345</b>	<b>109,253</b>	<b>0</b>

COUNTY OF SIERRA  
STATE OF CALIFORNIA  
FISCAL YEAR 2017-18

Fund Title  
Activity  
Fund  
Budget Unit

SOLID WASTE FEE ADMIN  
Sanitation  
041 Solid Waste Enterprise  
0416050

OPERATION OF ENTERPRISE FUND

FINANCING USES CLASSIFICATION (1)	2014-15 ACTUAL (2)	2015-16 ACTUAL (3)	2016-17 as of 6/01/17 (4)	2016-17 ADOPTED (5)	2017-18 RECOMMENDED (6)	2017-18 ADOPTED (7)
<b>Non-Operating Expenses</b>						
<b>Salaries &amp; Employee Benefits</b>						
5000 Regular Salaries	13,579	14,144	16,095	16,486	17,369	
5001 Extra Help	0	0	0			
5002 Overtime	0	0	0			
5007 Benefits	3,822	3,767	4,979	9,247	9,247	
<b>Total Salaries &amp; Benefits</b>	<b>17,401</b>	<b>17,911</b>	<b>21,075</b>	<b>25,733</b>	<b>26,616</b>	<b>0</b>
<b>Services &amp; Supplies</b>						
8930 Insurance	13,103	0	12,965	12,965	12,738	
5120 Communications	0	0	0			
5140 Maintenance Equipment	0	0	0			
5150 Memberships	0	0	0			
5160 Office Expense	0	395	191	500	501	
5165 Professional & Specialized	0	1,999	2,506			
8971 A87 Costs	14,335	0	36,497	36,497	58,902	
5174 Publications & Legal Notices	0	0	0			
5187 Special Dept Expense	0	0	0			
8998 Closure/Post-Closure Fund	0	0	0			
8999 RWQCB Trust Fund	0	0	0			
5191 Transportation & Travel	0	0	0			
<b>Total Services &amp; Supplies</b>	<b>27,438</b>	<b>2,394</b>	<b>52,158</b>	<b>49,962</b>	<b>72,141</b>	<b>0</b>
<b>Fixed Assets</b>						
6228 Equipment	0	0	0		500	
<b>Total Fixed Assets</b>	<b>0</b>	<b>0</b>	<b>0</b>	<b>0</b>	<b>500</b>	<b>0</b>
<b>TOTAL NON-OPERATING EXPENSE</b>	<b>44,839</b>	<b>20,305</b>	<b>73,233</b>	<b>75,695</b>	<b>99,257</b>	<b>0</b>
<b>NON-OPERATING REVENUES(EXPENSES)</b>						
Taxes	4,099	5,159	4,099			
Use of Money	(1,136)	0	0	200	0	
Intergovernmental	0	0	1,136		0	
<b>Non-Operating</b>	<b>2,963</b>	<b>5,159</b>	<b>5,235</b>	<b>200</b>	<b>4</b>	<b>0</b>
<b>NON-OPERATING NET REVENUES(EXPENSES)</b>	<b>(41,876)</b>	<b>(15,147)</b>	<b>(67,998)</b>	<b>(75,495)</b>	<b>(99,253)</b>	<b>0</b>
Income Before Transfers	128,895	272,903	241,131	240,850	10,000	0
* Transfers In (out)	(107,878)	(107,878)	(159,342)	(162,342)	(10,000)	
Change In Net Assets	21,017	165,025	81,789	78,509	(0)	0
Net Assets Beginning			80,860	(78,308)	0	
Net Assets End	21,017	165,025	162,649	201	(0)	0
Number of Personnel Budgeted	3.0	4.7	4.7	4.7	4.7	4.7
* RWQCB Trust Fund				0		0
* Closure/Post-Closure Fund				(162,342)	(94,000)	(162,342)
* RWQCB Trust Fund				0	(13,878)	0

COUNTY OF SIERRA  
STATE OF CALIFORNIA  
FISCAL YEAR 2017-18

Fund Title  
Activity  
Fund  
Budget Unit

SOLID WASTE GRANT FUNDS  
Sanitation  
042 SW Closure Post Closer  
0420000  
Closure Post Closer

OPERATION OF ENTERPRISE FUND

FINANCING USES CLASSIFICATION (1)	2014-15 ACTUAL (2)	2015-16 ACTUAL (3)	2016-17 as of 6/01/17 (4)	2016-17 ADOPTED (5)	2017-18 RECOMMENDED (6)	2017-18 ADOPTED (7)
---	--------------------------	--------------------------	---------------------------------	---------------------------	-------------------------------	---------------------------

Financing Source by Revenue Category

Licenses Permits & Franchises	0	0	0	0	0	0
Fines, Forfeitures & Penalties	0	0	0	0	0	0
Interest	8,313	7,357	13,088	4,000	4,000	
Transfers In	94,000	233,575	162,342	162,342	10,000	
<b>Operating Revenues</b>	<b>102,313</b>	<b>240,932</b>	<b>175,430</b>	<b>0</b>	<b>14,000</b>	<b>0</b>

Salaries & Employee Benefits

5000 Regular Salaries						
5001 Extra Help						
5002 Overtime						
5007 Benefits						
<b>Total Salaries &amp; Benefits</b>	<b>0</b>	<b>0</b>	<b>0</b>	<b>0</b>	<b>0</b>	<b>0</b>

Services & Supplies

5165 Professional & Specialized	0	0	0		979,875	
5168 Publications & Legal Notices	0	0	0			
8957 Road Administration	0	0	0			
7600	21,723	0	0			
<b>Total Services &amp; Supplies</b>	<b>21,723</b>	<b>0</b>	<b>0</b>		<b>979,875</b>	<b>0</b>

Fixed Assets

8963 Equipment	0	0	0			
<b>Total Fixed Assets</b>	<b>0</b>	<b>0</b>	<b>0</b>		<b>0</b>	<b>0</b>

BUDGET UNIT TOTAL

<b>Net Operating Income</b>	<b>80,590</b>	<b>240,932</b>	<b>175,430</b>		<b>(965,875)</b>	<b>0</b>
-----------------------------	---------------	----------------	----------------	--	------------------	----------

Non-Operating Revenue (Expenses)

5106 Insurance						
5166 Cost Allocation						
Taxes						
Use of Money						
Intergovernmental						
<b>Non-Operating</b>	<b>0</b>	<b>0</b>	<b>0</b>	<b>0</b>	<b>0</b>	<b>0</b>
Income	80,590	240,932	175,430	0	(965,875)	0
Change In Net Assets	80,590	240,932	175,430	0	(965,875)	0
Net Assets Beginning	0	0	0	0	1,945,750	0
Net Assets End	80,590	240,932	175,430	0	979,875	0

COUNTY OF SIERRA  
STATE OF CALIFORNIA  
FISCAL YEAR 2017-18

Fund Title  
Activity  
Fund  
Budget Unit

SOLID WASTE GRANT FUNDS  
Sanitation  
042 SW Post Closer  
0421000  
Post Closer Reserve Fund

OPERATION OF ENTERPRISE FUND



<b>FINANCING USES CLASSIFICATION</b> (1)	<b>2014-15 ACTUAL</b> (2)	<b>2015-16 ACTUAL</b> (3)	<b>2016-17 as of 6/01/17</b> (4)	<b>2016-17 ADOPTED</b> (5)	<b>2017-18 RECOMMENDED</b> (6)	<b>2017-18 ADOPTED</b> (7)
<b>Financing Source by Revenue Category</b>						
Licenses Permits & Franchises	0	0	0	0	0	0
Fines, Forfeitures & Penalties	0	0	0	0	0	0
Interest	0	0	0	0	0	0
Transfers In	0	0	0	0	10,000	0
<b>Operating Revenues</b>	<b>0</b>	<b>0</b>	<b>0</b>	<b>0</b>	<b>10,000</b>	<b>0</b>
<b>Salaries &amp; Employee Benefits</b>						
5000 Regular Salaries						
5001 Extra Help						
5002 Overtime						
5007 Benefits						
<b>Total Salaries &amp; Benefits</b>	<b>0</b>	<b>0</b>	<b>0</b>	<b>0</b>	<b>0</b>	<b>0</b>
<b>Services &amp; Supplies</b>						
5165 Professional & Specialized	0	0	0			
5168 Publications & Legal Notices	0	0	0			
8957 Road Administration	0	0	0			
	0	0	0			
<b>Total Services &amp; Supplies</b>	<b>0</b>	<b>0</b>	<b>0</b>		<b>0</b>	<b>0</b>
<b>Fixed Assets</b>						
8963 Equipment	0	0	0			
<b>Total Fixed Assets</b>	<b>0</b>	<b>0</b>	<b>0</b>		<b>0</b>	<b>0</b>
<b>BUDGET UNIT TOTAL</b>	<b>0</b>	<b>0</b>	<b>0</b>		<b>0</b>	<b>0</b>
<b>Net Operating Income</b>	<b>0</b>	<b>0</b>	<b>0</b>		<b>10,000</b>	<b>0</b>
<b>Non-Operating Revenue (Expenses)</b>						
5106 Insurance						
5166 Cost Allocation						
Taxes						
Use of Money						
Intergovernmental						
<b>Non-Operating</b>	<b>0</b>	<b>0</b>	<b>0</b>	<b>0</b>	<b>0</b>	<b>0</b>
Income	0	0	0	0	10,000	0
Change In Net Assets	0	0	0	0	10,000	0
Net Assets Beginning	0	0	0	0	0	0
Net Assets End	0	0	0	0	10,000	0

COUNTY OF SIERRA  
STATE OF CALIFORNIA  
FISCAL YEAR 2017-18

Fund Title  
Activity  
Fund  
Budget Unit

SOLID WASTE GRANT FUNDS  
Sanitation  
043 Solid Waste Enterprise  
043  
Recycle Grants

OPERATION OF ENTERPRISE FUND

FINANCING USES CLASSIFICATION (1)	2014-15 ACTUAL (2)	2015-16 ACTUAL (3)	2016-17 as of 6/01/17 (4)	2016-17 ADOPTED (5)	2017-18 RECOMMENDED (6)	2017-18 ADOPTED (7)
<b>Salaries &amp; Employee Benefits</b>						
5000 Regular Salaries						
5001 Extra Help						
5002 Overtime						
5007 Benefits						
<b>Total Salaries &amp; Benefits</b>	<b>0</b>	<b>0</b>	<b>0</b>	<b>0</b>	<b>0</b>	<b>0</b>
<b>Services &amp; Supplies</b>						
5155 Memberships	0	0	0			
5165 Professional & Specialized	0	775	960	1,450	3,000	
5168 Publications & Legal Notices	2,491	2,995	0	500	500	
5177 Treasurer's Fees	0	0	0			
8914 Publications	230	0	0		500	
8957 Road Administrati	0	0	0	1,000	0	
5131 Supplies		0	0	1,350	0	
8975 SRRE HWWE	0	0	0			
8983 Oil Recycle	0	0	0			
8986 Waste Discharge	0	0	0			
8995 Special Department Exp	4,806	2,439	0	1,500	9,000	
8996 Travel	491	508	0	0		
8997 Porta-Pots			0			
<b>Total Services &amp; Supplies</b>	<b>8,017</b>	<b>6,717</b>	<b>960</b>	<b>5,800</b>	<b>13,000</b>	<b>0</b>
<b>Fixed Assets</b>						
8963 Equipment	0	0	0	9,200		
<b>Total Fixed Assets</b>	<b>0</b>	<b>0</b>	<b>0</b>	<b>9,200</b>	<b>0</b>	<b>0</b>
<b>BUDGET UNIT TOTAL</b>	<b>8,017</b>	<b>6,717</b>	<b>960</b>	<b>15,000</b>	<b>13,000</b>	<b>0</b>
<b>Non-Operating Revenue (Expenses)</b>						
5106 Insurance	0	0	0		0	
5166 Cost Allocation	0	0	0		0	
Taxes	0	0	0	0	0	0
Use of Money	0	0	0			
Intergovernmental	15,000	15,000	15,000	15,000	15,000	
<b>Non-Operating</b>	<b>15,000</b>	<b>15,000</b>	<b>15,000</b>	<b>15,000</b>	<b>15,000</b>	<b>0</b>
Income Before Transfers	6,983	8,283	14,040	0	2,000	0
Transfers In (out)	0	0	0		(2,000)	
Change In Net Assets	6,983	8,283	14,040	0	0	0
Net Assets Beginning	0	0	0		0	0
Net Assets End	6,983	8,283	14,040	0	0	0

COUNTY OF SIERRA  
STATE OF CALIFORNIA

FISCAL YEAR 2017-18

OPERATION OF ENTERPRISE FUND

Fund Title  
Activity  
Fund  
Budget Unit

SOLID WASTE GRANT FUNDS  
Sanitation  
043 Solid Waste Enterprise  
043  
Oil Grants (OPP)

FINANCING USES CLASSIFICATION (1)	2014-15 ACTUAL (2)	2015-16 ACTUAL (3)	2016-17 as of 6/01/17 (4)	2016-17 ADOPTED (5)	2017-18 RECOMMENDED (6)	2017-18 ADOPTED (7)
<b>Salaries &amp; Employee Benefits</b>						
5000 Regular Salaries						
5001 Extra Help						
5002 Overtime						
5007 Benefits						
<b>Total Salaries &amp; Benefits</b>	<b>0</b>	<b>0</b>	<b>0</b>	<b>0</b>	<b>0</b>	<b>0</b>
<b>Services &amp; Supplies</b>						
5106 Insurance						
5168 Publications & Legal Notices					1,500	
5177 Treasurer's Fees						
8914 Publications						
8957 Road Administrati				500	500	
5131 Supplies	21,587	24,031	3,960			
8975 SRRE HWWE						
8983 Oil Recycle				500	3,000	
8986 Waste Discharge				8,000		
8995 Special Department Exp						
8996 Travel					1,000	
5165 Professional & Specialized						
5191 Transportation & Travel						
<b>Total Services &amp; Supplies</b>	<b>21,587</b>	<b>24,031</b>	<b>3,960</b>	<b>9,000</b>	<b>6,000</b>	<b>0</b>
<b>Fixed Assets</b>						
6228 Equipment	0	0	0	6,000	6,000	
<b>Total Fixed Assets</b>	<b>0</b>	<b>0</b>	<b>0</b>	<b>6,000</b>	<b>6,000</b>	<b>0</b>
<b>BUDGET UNIT TOTAL</b>	<b>21,587</b>	<b>24,031</b>	<b>3,960</b>	<b>15,000</b>	<b>12,000</b>	<b>0</b>
<b>Non-Operating Revenue (Expenses)</b>						
5106 Insurance	0	0	0		0	
5166 Cost Allocation	0	0	0		0	
Taxes	0	0	0	0	0	0
Use of Money	0	0	0	0	0	0
Intergovernmental	15,000	15,000	15,000	15,000	15,000	0
<b>Non-Operating</b>	<b>15,000</b>	<b>15,000</b>	<b>15,000</b>	<b>15,000</b>	<b>15,000</b>	<b>0</b>
Income Before Transfers	(6,587)	(9,031)	11,040	0	3,000	0
Transfers In (out)	0	0	0		(3,000)	
Change In Net Assets	(6,587)	(9,031)	11,040	0	0	0
Net Assets Beginning	6,587	9,031	0	0	0	0
Net Assets End	0	0	11,040	0	0	0

COUNTY OF SIERRA  
STATE OF CALIFORNIA  
  
FISCAL YEAR 2017-18

Budget Name  
Function  
Activity  
Fund  
Budget Unit

COUNTY TRANSPORTATION  
Public Ways and Facilities  
Senior Van Transportation  
055 County Transportation  
0550000

FINANCING USES CLASSIFICATION (1)	2014-15 ACTUAL (2)	2015-16 ACTUAL (3)	2016-17 as of 6/01/17 (4)	2016-17 ADOPTED (5)	2017-18 RECOMMENDED (6)	2017-18 ADOPTED (7)
<b>Financing Source by Revenue Category</b>						
Licenses Permits & Franchises	0	0	0	0	0	0
Inter Government	0	0	106,967	190,000	154,613	0
Charges For Services	160,263	80,000	0	0	0	0
Miscellaneous	78,032	69,897	0	0	0	0
<b>Operating Revenues</b>	<b>238,295</b>	<b>149,897</b>	<b>106,967</b>	<b>190,000</b>	<b>154,613</b>	<b>0</b>
<b>Salaries &amp; Employee Benefits</b>						
5000 Regular Salaries						
5001 Extra Help						
5002 Overtime						
5007 Benefits						
<b>Total Salaries &amp; Benefits</b>	<b>0</b>	<b>0</b>	<b>0</b>	<b>0</b>	<b>0</b>	<b>0</b>
<b>Services &amp; Supplies</b>						
5106 Insurance	0	0	0	0	0	0
5140 Maintenance Equipment	0	0	0	0	0	0
5145 Maintenance Building	0	0	0	0	0	0
5150 Memberships	0	0	0	0	0	0
5160 Office Expense	0	0	0	0	0	0
5165 Professional & Specialized	18,878	10	0	0	0	0
5166 A87 Costs	1,154	1,470	1,540	0	0	0
5174 Publications & Legal Notices	0	0	0	0	0	0
5175 Rents & Leases Equipment	0	0	0	0	0	0
5180 Rents Building	0	0	0	0	0	0
5187 Special Dept Expense	0	0	0	0	0	0
6080 Golden Ray	49,000	49,000	49,000	73,000	49,000	0
6081 Inc Seniors	49,000	49,000	49,000	73,000	49,000	0
7600 Transfer to Other Funds	587	0	0	0	0	0
<b>Total Services &amp; Supplies</b>	<b>118,619</b>	<b>99,480</b>	<b>99,540</b>	<b>146,000</b>	<b>98,000</b>	<b>0</b>
<b>Fixed Assets</b>						
6232 Equipment	0	0	0	150,000	106,613	0
<b>Total Fixed Assets</b>	<b>0</b>	<b>0</b>	<b>0</b>	<b>150,000</b>	<b>106,613</b>	<b>0</b>
<b>BUDGET UNIT TOTAL</b>	<b>118,619</b>	<b>99,480</b>	<b>99,540</b>	<b>296,000</b>	<b>204,613</b>	<b>0</b>
<b>Net Operating Income</b>	<b>119,676</b>	<b>50,417</b>	<b>7,427</b>	<b>(74,316)</b>	<b>(50,000)</b>	<b>0</b>
<b>Non-Operating Revenue (Expenses)</b>						
5106 Insurance	0	0	0	(192)	(200)	0
5166 Cost Allocation	(1,154)	0	0	(1,154)	(4,070)	0
Taxes	0	0	0	0	0	0
Use of Money	(167)	0	0	3	0	0
Intergovernmental	0	0	0	0	0	0
<b>Non-Operating</b>	<b>(1,321)</b>	<b>0</b>	<b>0</b>	<b>(1,344)</b>	<b>(4,270)</b>	<b>0</b>
Income Before Transfers	118,355	50,417	7,427	(75,660)	(54,270)	0
Transfers In (out)	89,845	69,897	9,917	74,316	60,000	0
Change In Net Assets	208,200	120,314	17,344	(1,344)	5,730	0
Net Assets Beginning	0	0	0	1,344	1,742	0
Net Assets End	208,200	120,314	17,344	(0)	7,472	0

**STATE CONTROLLER  
COUNTY BUDGET ACT  
FISCAL YEAR 2017-18**

**COUNTY OF SIERRA  
STATE OF CALIFORNIA  
TRANSFERS**

From:		To:	
<b>General Fund:</b>			
Contributions to others	99,836	Parks Fund 208	99,836
Contributions to others	6,109	Road Fund 031	6,109
Contributions to others	7,330	Health 1991 Realignment 817	7,330
Contributions to others	7,000	CSA 1	7,000
Contributions to others	5,000	CSA 3	5,000
Contributions to others	5,324	CSA 5	5,324
Contributions to others	20,000	Aviation	20,000
<b>Public Assistant Funds:</b>			
1991 Realignment 816	553,000	Welfare Funds 0515800 & 0515810	553,000
2011 Realignment 8120000	912,312	Welfare Funds 0515800 & 0515810	912,312
1991 Realignment 816	35,000	1991 Ralignment Health 817	35,000
1991 Realignment 817			0
1991 Realignment 816	84,837	1991 Ralignment MH 815	84,837
2011 Realignment 8121000	340,597	Mental Health Department 051567C	340,597
1991 Realignment 817	486,800	Health Department 0515610	486,800
1991 Realignment 815	317,113	Mental Health Department 051567C	317,113
<b>Law Enforcement:</b>			
COPS 8300000	120,000	General Fund 001	120,000
COPS 8307840	120,000	General Fund 001	120,000
Rural Law Enforcement 8340000	550,000	General Fund 001	550,000
1/2¢ Sales Tax Law Enforcment	120,000	General Fund 001	120,000
2011 Realignment 8130000	180,000	General Fund 001 Dept. Specialist	180,000
2011 Realignment 8131000	233,000	General Fund 001 Probation \$60,260; Sheriff \$194,325	233,000
2011 Realignment 8134100	130,000	General Fund 001 YOBG	130,000
2011 Realignment 8133000	3,000	General Fund 001 D.A. & P.D. Training	3,000
2011 Realignment 8132000	24,300	General Fund 001 Court Security	24,300
<b>Various:</b>			
Micrographics 8211003	3,000	General Fund 001	3,000
Recorder's Modernization 8211005	3,000	General Fund 001	3,000
CSA # 1	100	Parks 208	100
CSA # 2	1,500	Parks 208	1,500
CSA # 3	1,000	Parks 208	1,000
CSA # 4	50	Parks 208	50
CSA # 5	10	Parks 208	10
<b>Transit:</b>			
State Transit 853		County Transportation 055	60,000
State Transit 854		State Transit 853	8,000
Local Transportation 855	68,000		
<b>Health Trusts:</b>			
LEA 8915615	15,000	Health Department 0515610	430,642
Hospital Preparedness 8915618			
Pandemic Flue 8915614	15,026		
PH Emergancy Prep. 8915616	25,430		
CUPA 8915617	60,000		
Tobaco 8915660	300,000		
Above Ground Tanks 8915821	15,186		
<b>Mental Health Trusts:</b>			
Workforce Ed & Training MHSA	0	Mental Health Dept. 051567C	2,155,799
MHSA 8915671	1,332,798		
MHSA PI 8915672	283,240		
SAPT 8915685	433,267		
Prop 36 8915820	32,000		
Innovation 8915612	74,494		
<b>Solid Waste:</b>			
Operations 0410000	10,000	Fund 0420000	10,000
Operations 0410001	10,000	Fund 0421000	10,000
Recyle Grants	2,000	Operations 0410000	2,000
Oil Grants (OPP)	3,000	Operations 0410000	3,000
	7,048,659		7,048,659

			2014-15 ACTUAL	2015-16 ACTUAL	2016-17 as of 6/01/17	2017-18 RECOMMENDED	2017-18 ADOPTED BY BOARD
			(2)	(3)	(4)	(5)	(6)
Revenue from Funds Transfers							
General Fund	0013001	4711	1,211,330	1,388,239	1,043,336	1,486,300	
Road Fund	0313010	4711	87,921	87,921	0	6,109	
Aviation	0330000	4711	0	0	20,000	20,000	
Solid Waste	0410000	4711				5,000	
Solid Waste	0420000	4711	94,000	233,575	162,342	10,000	
Solid Waste	0421000	4711	0	0	0	10,000	
Solid Waste	0430000	4711	0	0	0		
Solid Waste	0440000	4711	13,878	13,878	0	10,000	
Health	0515610	4711	649,880	588,389	127,657	917,442	
Behavioral Health	0515670	4711	2,102,343	1,803,094	452,396	2,813,509	
Social Services	0515800	4711	173,167	648,030	372,991	912,312	
Social Services	0515810	4711	115,505	99,550	98,054	553,000	
Transportation	0550000	4711	59,154	69,897	9,917	60,000	
CSA 1	2010000	4711	5,060	5,207	0	7,000	
CSA 3	2030000	4711	2,592	1,903	0	5,000	
CSA 5	2050000	4711	3,856	2,928	0	5,324	
Sierra Brooks	2070000	4711	0	12,000	0		
Parks	2083030	4711	98,669	96,569	95,233	102,496	
8000000	4711		0	0	0		
8121000	4711		0	0	0		
8150000	4711		0	0	0	84,837	
8170000	4711		158,362	123,362	7,330	42,330	
8217270	4711		0	0	0		
8211002	4711		0	0	0		
Vital Statistics	8211006	4711	0	0	0		
8480000	4711		0	0	0		
Transportation Planning	8530000	4711	1,692	7,027	0	8,000	
State Transportation	8550000	4711	0	0	0		
Local Transportation	8909570	4711	0	196,954	0		
8910000	4711		0	0	0		
MHSA PLANNING	8915671	4711	0	0	0		
Prevention Early Intervetion MHSA	8915675	4711	0	0	0		
MHSA CAP FACILITIES & TECH	8915676	4711	0	0	0		
8915681	4711		0	0	0		
PROP 36 SUB ABUSE TRUST	8915820	4711	0	0	0		
			4,777,410	5,378,522	2,389,256	7,058,659	0

		2014-15 ACTUAL	2015-16 ACTUAL	2016-17 as of 6/01/17	2017-18 RECOMMENDED	2017-18 ADOPTED BY BOARD
		(2)	(3)	(4)	(5)	(6)
Funds Transferd out						
General Fund	0015150	7600	189,168	200,615	122,563	150,599
AB8 Equalization	0015940	7600		0	0	
Road Fund	0313010	7600	0	0	0	
Aviation	0330000	7600	0	0	0	
Solid Waste Operations	0410000	7600	107,878	107,878	162,342	20,000
Solid Waste Grants	0430000	7600	16,614	5,969	3,000	5,000
Solid Waste	0440000	7600				
Transportation	0550000	7600	587	0	0	
CSA 1	2010000	7600	121	35	0	100
CSA 2	2020000	7600	2,501	729	0	1,500
CSA 3	2030000	7600	1,549	452	0	1,000
CSA 4	2040000	7600	70	21	0	50
CSA 5	2050000	7600	18	5	0	10
Sierra Brooks	2060000	7600	0	0	0	
	8000000	7600	0	0	0	
	8020000	7600	0	0	0	
	8021001	7600	0	0	0	
	8030000	7600	0	0	0	
	8120000	7600	120,645	290,495	299,890	912,312
Realignment Behavioral Health	8121000	7600	233,146	236,511	17,883	340,597
	8130000	7600	76,061	150,000	52,530	180,000
	8131000	7600	128,856	258,003	108,085	233,000
	8131010	7600	0	0	108,627	
	8132000	7600	8,375	2,086	8,082	24,300
	8133000	7600	45,038	2,524	77	3,000
	8134000	7600	0	0	0	
	8134100	7600	117,000	149,000	99,153	130,000
	8144060	7600	0	0	0	
	8144070	7600	0	0	0	
	8144090	7600	0	0	0	
	8144091	7600	0	0	0	
	8144092	7600	0	0	0	
	8145000	7600	0	0	0	
Mental Health Realignment	8150000	7600	411,722	336,394	148,910	317,113
	8160000	7600	238,867	569,380	171,155	672,837
Health Realignment	8161000	7600	80,192	3,737	0	
	8170000	7600	291,630	326,435	83,731	486,800
	8211003	7600	3,000	3,000	3,000	3,000
	8211005	7600	23,000	3,000	3,000	3,000
	8217240	7600	0	0	0	
	8217270	7600	0	0	0	
	8300000	7600	95,000	95,000	120,051	120,000
	8307840	7600	95,000	95,000	87,264	120,000
	8340000	7600	500,000	537,345	377,438	550,000
	8360000	7600	120,000	93,280	77,331	120,000
	8470000	7600	0	0	0	
	8480000	7600	0	0	0	
	8509810	7600	0	0	0	
	8509820	7600	0	0	0	
	8511008	7600				
Transportation Planning	8530000	7600	0	0	0	0
State Transportation	8540000	7600	0	6,158	2,143	0
Local Transportation	8550000	7600	60,846	70,766	7,774	68,000
	8511008	7600				
	8581011	7600	0	0	0	
	8628750	7600	0	0	0	
	8770000	7600	0	0	0	
	8910000	7600	0	0	0	
	8915609	7600	0	0	0	
Innovation BH	8915612	7600	0	0	0	74,494
PANDEMIC INFLUENZA	8915614	7600	15,140	15,036	0	15,026
LEA	8915615	7600	14,060	13,604	470	15,000
BIO-TERRORISM	8915616	7600	38,300	25,437	0	25,430
CUPA	8915617	7600	79,086	49,903	8,707	60,000
HOSPITAL PREPAREDNESS	8915618	7600	33,487	29,325	0	0
	8915622	7600	0	0	0	
	8915623	7600	0	0	0	
	8915660	7600	178,178	128,649	34,749	300,000
MHSA PLANNING	8915671	7600	970,254	1,002,629	0	1,332,798

Prevention Early Intervetion MHSA 8915672	7600	3,597	18,657	0	283,240	
8915673	7600	0	0	0		
SAMHSA 8915674	7600	0	0	0		
Prevention Early Intervetion MHSA 8915675	7600	61,686	30,212	0		
MHSA CAP FACILITIES & TECH 8915676	7600	0	0	0		
8915680	7600	0	0	0		
SAPT PER - PERINATAL 8915681	7600	0	0	0		
8915683	7600	0	0	0		
8915684	7600	0	0	0		
SAPT: DIS, PRE, FLN, CL, HIV 8915685	7600	421,938	375,645	285,603	433,267	
PROP 36 SUB ABUSE TRUST 8915820	7600	0	0	0	32,000	
		4,782,611	5,232,916	2,393,557	7,033,473	0
		(5,201)	145,606	(4,301)	25,186	0
***		Sheriff \$190k wags & raises COPS, Clk/Rec. Trust \$26k Extra Help, \$120k 1/2¢ Law Enforce. Sales Tax Prop 172, Animal Control \$75k, Sheriff's Wages Rural Law \$400k, \$75k AB109, \$20k VW AB109 \$117k YOBG				



STATE CONTROLLER  
COUNTY BUDGET ACT

COUNTY OF SIERRA  
STATE OF CALIFORNIA

FISCAL YEAR 2017-18

LIST OF ENCUMBRANCES FROM PRIOR YEAR

FUND	FUND NAME & DEPARTMENT	DESCRIPTION	AMOUNT
001	GENERAL		
		Total General Fund	<u>0</u>
	208 Parks	Kentucky Mine Appartment	15,000
031	ROAD		0
		Total Road Fund	<u>0</u>
051	HUMAN SERVICES		0
		Total Human Services	<u>0</u>
		<b>TOTAL ENCUMBRANCE</b>	<b><u>15,000</u></b>

**INSURANCE DISTRIBUTION**

**FISCAL YEAR 2017-18**

FUND/ DEPT	DEPARTMENT NAME	5006 DR.			DR 5106
		Workers Comp	Property	Liability	Total Property & Liability
0015010	BOARD OF SUPERVISORS	6,705.43	473.20	5,599.11	6,072
0015020	ASSESSOR	5,214.91	603.59	1,642.42	2,246
0015040	AUDITOR	15,622.61	339.03	922.54	1,262
0015050	TREASURER-TAX COLLECTOR	2,543.86	243.04	661.34	904
0015100	INSURANCE	635.96	54.58	148.51	203
0015160	ECONOMIC DEVELOPMENT	0.00	26.88	73.15	100
	ELECTIONS	0.00	0.00	0.00	0
0015261	INFORMATION SERVICES	3,052.63	221.11	601.67	823
0015280	PLANT MAINTENANCE	5,689.00	33,828.88	366.02	34,195
0015370	DISTRICT ATTORNEY	1,780.70	238.44	19,676.37	19,915
0015430	CLERK-RECORDER	3,815.79	442.52	1,204.14	1,647
0015450	SHERIFF-CORONER	233,162.87	23,348.92	10,692.75	34,042
0015460	MARINE PATROL	635.96	30.38	310.68	341
0015470	OCJP DRUG GRANT	1,907.89	91.15	248.04	339
0015480	JAIL	7,631.57	902.25	2,455.09	3,357
0015490	PROBATION	5,294.98	414.58	1,128.12	1,543
0015510	VICTIM-WITNESS	763.16	59.04	160.66	220
0015520	BUILDING	2,543.86	235.65	641.23	877
0015550	OES	1,399.12	91.04	247.73	339
0015560	PLANNING	3,625.00	287.30	1,918.58	2,206
0015650	ANIMAL CONTROL	0.00	0.00	0.00	0
0310000	ROAD	51,591.00	8,950.72	39,589.46	48,540
0330000	AIRPORT	0.00	26.88	1,490.15	1,517
0410000	SOLID WASTE	22,748.97	742.10	11,995.78	12,738
0515610	HEALTH	12,528.50	954.17	11,326.58	12,281
0515670	MENTAL HEALTH	26,989.27	1,721.10	15,725.75	17,447
0515800	SOCIAL SERVICES ADMIN	128,884.05	2,742.42	172,155.32	174,898
0910000	COURTS			537.98	538
2010000	CSA #1		26.88	73.15	100
2020000	CSA #2		26.88	73.15	100
2030000	CSA #3		26.88	73.15	100
2040000	CSA #4		26.88	73.15	100
2050000	CSA #5		26.88	73.15	100
2070000	SIERRA BROOKS WATER	635.96	106.86	290.79	398
			0.00		0
8530000	TRANSPORTATION COMMISSION		53.76	146.29	200
2080000	Parks	635.96	901.96	1,404.30	2,306
0015150				876	876
	<b>Totals</b>	<b>546,039</b>	<b>78,266</b>	<b>304,603</b>	<b>382,869</b>

**COST ALLOCATION  
FISCAL YEAR 2017-18**

<b>FUND/DEPT</b>	<b>DEPARTMENT NAME</b>	<b>2017-18</b>
0015010	BOARD OF SUPERVISORS	31,276
0015020	ASSESSOR	63,812
0015150	CONTRIBUTIONS TO OTHERS	204
0015160	ECON. DEVELOPMENT.	1,428
0015200	ELECTIONS	2,558
0015290	ENGINEER	1,750
0015360	COURTS	1,641
0015370	DISTRICT ATTORNEY	23,823
0015380	PUBLIC DEFENDER	2,056
0015390	LAW LIBRARY	(6)
	GRAND JURY	2,650
0015430	CLERK/RECORDER	54,556
0015450	SHERIFF-CORONER	305,022
0015460	MARINE PATROL	(192)
0015470	OCJP DRUG GRANT	(376)
0015480	JAIL	40,092
0015490	PROBATION	58,580
0015510	VICTIM WITNESS	9,778
0015520	BUILDING	27,636
0015530	AG COMMISSIONER	622
0015550	OES	11,176
0015560	PLANNING	50,449
0015570	LAFCO	(8)
0015650	ANIMAL CONTROL	303
0015900	LIBRARY	352
0015910	FARM ADVISOR	400
0015920	MISC REBATES REFUNDS	(94)
0015930	TRAN	0
0015940	AB8 EQUALIZATION	(142)
0015950	PUBLIC WORKS	1,110
0310000	ROAD	168,848
0330000	AVIATION	443
0410000	SOLID WASTE	58,902
0515610	HEALTH	140,106
0515670	MENTAL HEALTH	125,902
0515800	WELFARE ADMIN..	94,300
055	CO TRANSPORTATION	4,070
071	FISH & GAME COMMISSION	(204)
077	PREDATOR CONTROL	0
201	CSA #1	1,544
202	CSA #2	1,142
203	CSA #3	1,042
204	CSA #4	317
205	CSA #5	1,515
206	CSA 4A5A	3,395
208	PARKS	10,564
415	CALPINE WATER	5,633
422	CEMETERY 2	121
423	CEMETERY 3	228
425	CEMETERY 5	106
823	Families First	(1,750)
853	TRANSPORTATION PLANNING	4,786
	<b>TOTAL</b>	<b>1,311,467</b>

**AUTHORIZED & FUNDED PERMANENT POSITIONS  
FY 16/17**

<b>001 5010 BOARD OF SUPERVISORS</b>	<b>001 5450 SHERIFF-CORONER</b>	<b>001 5560 ANIMAL CONTROL</b>	<b>051 HEALTH &amp; HUMAN SERVICES</b>
100% Board Member	100% Sheriff-Coroner	0.00%	<b>Shared Staff</b>
100% Board Member	100% Undersheriff		1.00 Acct Tech
100% Board Member	100% Dep Sheriff		1.00 Contract Analyst
100% Board Member	100% Dep Sheriff	<b>031 0000 ROAD</b>	1.00 Plant Manager
100% Chairperson	100% Dep Sheriff	50% Dir Trans/Planning	1.00 INFO Admin SR
5.00	100% Sargent	100% Office Manager	1.00 Interdept Fiscal Officer
<b>001 5020 ASSESSOR</b>	100% Sargent	100% Dep Specilist	1.00 Health Asst.
100% Assessor	100% Detective	100% Chief Acct.	
100% Appraiser	100% Dep Sheriff	100% Inter. Dept. Finacial Officer	6.00
10% Assessment Tech	100% Dep Sheriff	100% Road Maintenance Superintendent	
100% Assessment Tech	100% Dep Sheriff	100% Road Maintenance Superintendent	
100% Appraiser	100% Dispatcher/Jailer	100% Rd Maint Lead Worker	
4.10	100% Dispatcher/Jailer	100% Rd Maint Lead Worker	<b>Behavioral Health Staff</b>
<b>001 5040 AUDITOR</b>	100% Dispatcher/Jailer	100% Equip Mechanic Lead	100% Administrative Director
50% Auditor Controller / Treasurer Tax-Collector	100% Dispatcher/Jailer	100% Rd Maint Lead Worker	100% Behavioral Health Coordinator
50% Acct Tech	100% Correctional Sergeant	100% Rd Maint Lead Worker	100% Case Manager
100% Acct Tech	100% Dispatcher/Jailer	100% Rd Maint Worker	100% Comm Outreach Coord
100% Chief Deputy Auditor		100% Rd Maint Worker	100% Comm Outreach Coord
	17.00	100% Rd Maint Worker	80% PEER MENTOR
3.00		100% Equip Mechanic	100% Sr. Substance Abuse Counselor
<b>001 5050 TREASURER/TAX COLLECTOR</b>	<b>001 5460 MARINE PATROL</b>	100% Rd Maint Worker	100% Clinical Director
50% Auditor Controller / Treasurer Tax-Collector		100% Rd Maint Worker	100% Health Asst.
100% Acct Tech	<b>001 5490 PROBATION</b>		100% Health Asst.
100% Asst Treasurer/Tax Collector	100% Chief Probation Officer	18.50	9.80
2.50	100% Probation Officer Sr.		
<b>001 5100 INSURANCE</b>	100% Probation Splt./Court Coordinator		
50% Safety Officer	100% Probation Officer		
	4.00		
<b>001 5261 MIS</b>			<b>Health &amp; Social Services Staff</b>
100% Information Administrator			100% Health & Social Services Dir
100% Sr. Information Administrator			100% Assist Dir
40% Assessment Tech			100% Public Health Educator
2.40	<b>001 5510 VICTIM/WITNESS</b>		100% Public Health Educator
	65% VM %varries with grant	<b>041 6040 SW Operations</b>	100% Social Worker
<b>001 5280 PLANT MAINTENANCE</b>		80% Rd Maint Worker	100% Social Worker
50% Plant Mgr	<b>001 5520 BUILDING</b>		100% Social Worker
50% Custodian	100% Permit Tech	<b>041 6050 S/W ADMIN</b>	100% Social Worker Supervisor
50% Plant Maint.	100% Sr. Bldg Inspector	50% Fee Admin	100% Sr. Public Health Nurse
5% Director Transportation & Planning	2.00		100% Eligibility Wrk
1.55	<b>001 5550 OES</b>		100% Environmental Specialist
	10% Director	<b>707 0000 SIERRA BROOKS</b>	100% Acct Tech
<b>001 5370 DISTRICT ATTORNEY</b>	50% OES Coordinator	50% Water/Service Facility Operator	100% Acct Tech
100% Dist Attorney	50% Dept Specilist		100% Health Asst.
35% VM %varries with grant	1.10		100% Health Asst.
1.35	<b>001 5560 PLANNING</b>		100% Integ Caseworker
<b>001 5430 CLERK/RECORDER</b>	35% Dir Trans/Planning	<b>708 0000 PARKS &amp; RECREATION</b>	100% Integ Caseworker
100% Clerk/Recorder	50% Dept Specilist	50% Plant Maint.	100% Integ Caseworker
100% Chief Clerk-recorder	100% Asst. Dept Dir Planning & Building	8% Custodian	100% Integ Caseworker Supervisor
100% Chief Clerk-recorder	100% Planner		100% Environmental Specialist
3.00	2.85		
EFTs Gen Fund	51.00	Total County Employee	108.68
			21.00

COUNTY OF SIERRA  
STATE OF CALIFORNIA

FISCAL YEAR 2017-18

SPECIAL DISRTICTS AND OTHER AGENCIES SUMMARY

COUNTY gUNDS	TOTAL FINACING SOURCES				TOTAL FINACING USES		
	FUND BALANCE UNRESERVED/ UNDESIGNATED JUNE 30, 2016	DECREASES TO RESERVES/ DESIGNATIONS	ADDITIONAL FINACING SOURCES	TOTAL FINACING SOURCE	FINACING USES	INCREASE TO RESERVES/ DESIGNATIONS	TOTAL FINACING USES
(1)	(2)	(3)	(4)	(5)	(6)	(7)	(8)
GENERAL FUNDS							
CSA # 1	\$0	\$0	\$16,686	\$16,686	\$16,686	\$0	\$16,686
CSA # 2	\$14,022	\$0	\$24,512	\$38,534	\$29,908	\$8,626	\$38,534
CSA # 3	\$0	\$0	\$19,515	\$19,515	\$19,515	\$0	\$19,515
CSA # 4	\$7,098	\$0	\$6,567	\$13,665	\$13,664	\$0	\$13,664
CSA # 5	\$0	\$0	\$19,055	\$19,055	\$19,055	\$0	\$19,055
CSA4A5A (SIERRA BROOKS WATTER)	(\$0)	\$0	\$363,074	\$363,074	\$363,074	\$0	\$363,074
TOTAL GENERAL FUNDS	\$21,119	\$0	\$449,409	\$470,528	\$461,902	\$8,626	\$470,528
			CSA # 2	CSA # 3	CSA # 4A 5A		
			\$279,848	\$68,944	\$734,551		

COUNTY OF SIERRA  
STATE OF CALIFORNIA

FISCAL YEAR 2017-18

FUND BALANCE - SPECIAL DISTRICTS AND OTHER AGENCIES

FUND NAME	TOTAL	LESS: FUND BALANCE-RESERVED/DESIGNATED		FUND BALANCE
	FUND	ENCUMBRANCE	GENERAL & OTHER RESERVES	UNRESERVED/ UNDESIGNATED
(1)	JUNE 30, 2016	(3)	(4)	JUNE 30, 2016
	(2)		(5)	(6)
<b>GENERAL FUNDS</b>				
CSA # 1	\$0			\$0
CSA # 2	14,022			\$14,022
CSA # 3	0			\$0
CSA # 4	7,098			\$7,098
CSA # 5	0			\$0
SIERRA BROOKS WATTER	163,262		\$163,262	(\$0)
<b>TOTAL GENERAL FUNDS</b>	<b>\$184,381</b>	<b>\$0</b>	<b>\$163,262</b>	<b>\$0</b>
				<b>\$21,119</b>

COUNTY OF SIERRA  
 STATE OF CALIFORNIA

FISCAL YEAR 2017-18

SPECIAL DISTRICTS AND OTHER AGENCIES RESERVES /DESIGNATIONS

DESCRIPTIONS	RESERVES/	DECREASES OR CANCELLATIONS	INCREASES OR NEW		TOTAL	
	DESIGNATIONS		ADOPTED BY	ADOPTED BY	RESERVES/	
		Recommended	THE BOARD OF	THE BOARD OF	DESIGNATION	
	JUNE 30, 2016		SUPERVISORS	SUPERVISORS	FOR THE	
(1)	(2)	(3)	(4)	(5)	(6)	(7)

GENERAL FUNDS

CSA # 1 Contingancies	\$0					0
CSA # 2 Contingancies	\$0	0			8,626	8,626
CSA # 3 Contingancies	\$0					0
CSA # 4 Contingancies	\$0					0
CSA # 5 Contingancies	\$0					0
SIERRA BROOKS WATTER	\$163,262					163,262
<b>TOTAL SPECIAL DISTRICTS</b>	<b>\$163,262</b>	<b>\$0</b>	<b>\$0</b>	<b>\$0</b>	<b>\$8,626</b>	<b>\$171,888</b>

COUNTY OF SIERRA  
STATE OF CALIFORNIA  
  
FISCAL YEAR 2017-18

Budget Name  
Function  
Supervisor  
Location  
Fund  
Budget Unit  
  
COUNTY SERVICE AREA 1  
General  
Supervisor District 1  
Downieville and West  
**201 CSA 1**  
**2010000**

DESCRIPTION	2014-15 ACTUAL (2)	2015-16 ACTUAL (3)	2016-17 as of 6/01/17 (4)	2016-17 ADOPTED (5)	2017-18 PROPOSED (6)	2017-18 ADOPTED (7)
<b>SOURCE OF FINANCING</b>	<b>Revenue</b>	<b>Revenue</b>	<b>Revenue</b>	<b>Revenue</b>	<b>Revenue</b>	<b>Revenue</b>
4001 Current Secured Prop Tax	8,640	8,941	7,818	8,415	9,000	
4002 Current Unsecured Prop Tax	411	383	304	450	417	
4004 Prior Unsecured Prop Tax	(78)	(23)	0	7	7	
4005 Supplemental Prop Tax	7	74	0	50	50	
4007 Timber Yield Taxes	121	35	0	0	90	
4201 Interest	0	0	0	0	0	
4055 HOPTR	106	105	0	121	122	
4711 Transfers In	5,060	5,207	0	5,326	7,000	
<b>Total Revenue</b>	<b>14,267</b>	<b>14,723</b>	<b>8,122</b>	<b>14,369</b>	<b>16,686</b>	<b>0</b>
<b>USES OF FINANCING</b>	<b>Expenditures</b>	<b>Expenditures</b>	<b>Expenditures</b>	<b>Expenditures</b>	<b>Expenditures</b>	<b>Expenditures</b>
5106 Insurance	96	97	101	96	100	
5166 Cost Allocation	844	186	553	844	1,544	
5171 Prop Tax Admin Fee	845	896	898	800	800	
6403 Downieville Library	2,360	2,360	4,459	3,376	5,000	
5155 Misc.	0	0	0	0	523	
7002 Street Lights	8,023	8,631	7,847	8,000	8,000	
7003 Street & Road Services	0	0	0	0	0	
7004 Parks & Recreation	300	300	300	100	100	
7005 Misc. Waste Disposal	264	198	242	900	530	
7600 Parks & Recreation	121	35	0	772	90	
<b>Total Expenditures</b>	<b>12,852</b>	<b>12,704</b>	<b>14,400</b>	<b>14,888</b>	<b>16,686</b>	<b>0</b>

\* The lights and garbage Expenditures are too much for this budget.



COUNTY OF SIERRA  
STATE OF CALIFORNIA  
  
FISCAL YEAR 2017-18

Budget Name  
Function  
Supervisor  
Location  
Fund  
Budget Unit  
  
COUNTY SERVICE AREA 2  
General  
Supervisor District 2  
Sierra City  
202 CSA 2  
2020000

DESCRIPTION (1)	2014-15 ACTUAL (2)	2015-16 ACTUAL (3)	2016-17 as of 6/01/17 (4)	2016-17 ADOPTED (5)	2017-18 PROPOSED (6)	2017-18 ADOPTED (7)
<b>SOURCE OF FINANCING</b>	<b>Revenue</b>	<b>Revenue</b>	<b>Revenue</b>	<b>Revenue</b>	<b>Revenue</b>	<b>Revenue</b>
4001 Current Secured Prop Tax	20,549	21,673	20,048	20,637	21,762	
4002 Current Unsecured Prop Tax	786	756	638	800	800	
4004 Prior Unsecured Prop Tax	(218)	(25)	0	15		
4005 Supplemental Prop Tax	13	146	0	100	50	
4007 Timber Yield Taxes	2,501	729	0	1,700	1,700	
4201 Interest	0	0	0	10		
4055 HOPTR	202	207	0	200	200	
4401 Other Misc Revenue	0	0	0			
<b>Total Revenue</b>	<b>23,834</b>	<b>23,486</b>	<b>20,686</b>	<b>23,462</b>	<b>24,512</b>	<b>0</b>

USES OF FINANCING	Expenditures	Expenditures	Expenditures	Expenditures	Expenditures	Expenditures
5106 Insurance	96	97	101	96	100	
5166 Cost Allocation	602	0	745	602	1,142	
5171 Prop Tax Admin Fee	2,049	2,105	2,152	2,300	2,300	
5177 Treasurers fee	0	0	0	50	50	
6403 Alleghany Library	1,500	1,500	1,500	1,800	1,800	
6403 Sierra City Library	5,697	5,236	5,414	4,890	4,890	
5155 Misc Expenses	0	0	0	10,062	4,675	
7002 Street Lights	4,831	4,913	4,174	5,000	5,000	
7003 Street & Road Services	0	0	0	2,000	2,000	
7004 Parks & Recreation	0	0	0	2,000	2,000	
7006 Misc Expenses	0	0	0		4,251	
7600 Transfers Parks & Recreation	2,501	729	0		1,700	
<b>Total Expenditures</b>	<b>17,276</b>	<b>14,581</b>	<b>14,086</b>	<b>28,800</b>	<b>29,908</b>	<b>0</b>

COUNTY OF SIERRA  
STATE OF CALIFORNIA  
  
FISCAL YEAR 2017-18

Budget Name  
Function  
Supervisor  
Location  
Fund  
Budget Unit

COUNTY SERVICE AREA 3  
General  
Supervisor District 3  
Calpine, Sierraville  
**203 CSA 3**  
2030000

DESCRIPTION (1)	2014-15 ACTUAL (2)	2015-16 ACTUAL (3)	2016-17 as of 6/01/17 (4)	2016-17 ADOPTED (5)	2017-18 PROPOSED (6)	2017-18 ADOPTED (7)
<b>SOURCE OF FINANCING</b>	<b>Revenue</b>	<b>Revenue</b>	<b>Revenue</b>	<b>Revenue</b>	<b>Revenue</b>	<b>Revenue</b>
4001 Current Secured Prop Tax	11,468	12,219	11,348	11,738	12,500	
4002 Current Unsecured Prop Tax	548	528	447	690	525	
4004 Prior Unsecured Prop Tax	(133)	(17)	0	10		
4005 Supplemental Roll Prop Tax	9	102	0	100		
4007 Timber Yield Taxes	1,549	452	0	1,550	1,324	
4201 Interest	0	0	0			
4055 HOPTR	141	145	0	166	166	
4411 Transfers In	0	0	0	5,000	5,000	
<b>Total Revenue</b>	<b>13,583</b>	<b>13,428</b>	<b>11,795</b>	<b>19,254</b>	<b>19,515</b>	<b>0</b>

USES OF FINANCING	Expenditures	Expenditures	Expenditures	Expenditures	Expenditures	Expenditures
5106 Insurance	96	97	101	96	100	
5166 Cost Allocation	981	682	452	981	1,042	
5171 Prop Tax Admin Fee	1,179	1,190	1,228	1,400	1,400	
5177 Treasurers fees	0	0	0	3	3	
7001 Fire Services	0	0	0			
7002 Street Lights	12,937	12,938	10,813	13,000	13,000	
7003 Street & Road Services	0	0	0			
7004 Parks & Recreation	0	0	0	2,544	1,550	
7006 Miscellaneous Services	0	0	0	130	2,420	
<b>Total Expenditures</b>	<b>15,193</b>	<b>14,907</b>	<b>12,593</b>	<b>19,254</b>	<b>19,515</b>	<b>0</b>

COUNTY OF SIERRA  
STATE OF CALIFORNIA  
  
FISCAL YEAR 2017-18

Budget Name  
Function  
Supervisor  
Location  
Fund  
Budget Unit  
  
COUNTY SERVICE AREA 4  
General  
Supervisor District 4  
Loyalton, Verdi  
**204 CSA 4**  
2040000

DESCRIPTION (1)	2014-15 ACTUAL (2)	2015-16 ACTUAL (3)	2016-17 as of 6/01/17 (4)	2016-17 ADOPTED (5)	2017-18 PROPOSED (6)	2017-18 ADOPTED (7)
<b>SOURCE OF FINANCING</b>	<b>Revenue</b>	<b>Revenue</b>	<b>Revenue</b>	<b>Revenue</b>	<b>Revenue</b>	<b>Revenue</b>
4001 Current Secured Prop Tax	5,829	5,979	5,614	5,997	6,171	
4002 Current Unsecured Prop Tax	258	238	205	300	260	
4004 Prior Unsecured Prop Tax	(71)	(16)	0	5		
4005 Supplemental Roll Prop Tax	4	46	0	20		
4007 Timber Yield Taxes	70	21	0	50	70	
4201 Interest	0	0	0	10		
4055 State Aid - HOPTR	66	65	0	84	66	
4401 Other Misc Revenue	0	0	0			
<b>Total Revenue</b>	<b>6,157</b>	<b>6,332</b>	<b>5,818</b>	<b>6,466</b>	<b>6,567</b>	<b>0</b>

USES OF FINANCING	Expenditures	Expenditures	Expenditures	Expenditures	Expenditures	Expenditures
5106 Insurance	96	97	101	96	100	
5166 Cost Allocation	186	0	261	186	317	
5171 Prop Tax Admin Fee	597	602	598	850	850	
5163 Office Exp	0	0	0			
7002 Street Lights	344	348	315	300	300	
7003 Street & Road Services	0	0	0			
7001 Fire Services	5,000	5,000	5,000	5,679	5,000	
5177 TREASURER'S FEES	0	0	0			
6403 SPECIAL DEPARTMEN	0	0	0	6,513	7,098	
7006 Park & Recreation	0	0	0			
	0	0	0			
<b>Total Expenditures</b>	<b>6,223</b>	<b>6,047</b>	<b>6,274</b>	<b>13,624</b>	<b>13,664</b>	<b>0</b>

\* Verdi

There is a Verdi Fire zone with in CSA#4 that assesses property within the zone for fire service. These funds are held in a separate account. At 6/30/2016 balance of fund 455 \$18,958.

COUNTY OF SIERRA  
STATE OF CALIFORNIA  
  
FISCAL YEAR 2017-18

Budget Name  
Function  
Supervisor  
Location  
Fund  
Budget Unit

COUNTY SERVICE AREA 5  
General  
Supervisor District 5  
Loyalton, Sierra Brooks  
2005 CSA 5  
2050000

DESCRIPTION (1)	2014-15 ACTUAL (2)	2015-16 ACTUAL (3)	2016-17 as of 6/01/17 (4)	2016-17 ADOPTED (5)	2017-18 PROPOSED (6)	2017-18 ADOPTED (7)
<b>SOURCE OF FINANCING</b>	<b>Revenue</b>	<b>Revenue</b>	<b>Revenue</b>	<b>Revenue</b>	<b>Revenue</b>	<b>Revenue</b>
4001 Current Secured Prop Tax	12,551	12,628	11,774	12,700	13,000	
4002 Current Unsecured Prop Tax	592	535	455	850	581	
4004 Prior Unsecured Prop Tax	(202)	(47)	0	20		
4005 Supplemental Roll Prop Tax	10	103	0	50		
4007 Timber Yield Taxes	18	5	0	13	18	
4201 Interest	0	0	0	0		
4055 State Aid - HOPTR	132	127	0	192	132	
4411 Transfers In	0	0	0	5,324	5,324	
<b>Total Revenue</b>	<b>13,101</b>	<b>13,351</b>	<b>12,229</b>	<b>19,149</b>	<b>19,055</b>	<b>0</b>

USES OF FINANCING	Expenditures	Expenditures	Expenditures	Expenditures	Expenditures	Expenditures
5106 Insurance	96	97	101	96	100	
5163 Office Expense	0	0	0			
5165 Professional & Specialized	0	0	0			
5166 Cost Allocation	779	0	632	779	1,515	
5171 Prop Tax Admin Fee	1,271	1,301	1,265	2,500	1,910	
5177 TREASURER'S FEES	0	0	0	30	30	
	0	0	0			
	0	0	0			
6403 Loyalton Library	10,121	9,945	9,841	10,500	10,500	
7001 Fire Services	5,000	5,000	5,000	6,060	5,000	
7006 Miscellaneous Services	0	0	0			
7005 Waste Disposal	0	0	0			
	0	0	0			
<b>Total Expenditures</b>	<b>17,267</b>	<b>16,343</b>	<b>16,839</b>	<b>19,965</b>	<b>19,055</b>	<b>0</b>

COUNTY OF SIERRA  
STATE OF CALIFORNIA  
  
FISCAL YEAR 2017-18

Budget Name  
Function  
Supervisor  
Location  
Fund  
Budget Unit  
  
COUNTY SERVICE AREA 4A-5A  
Water Service  
Supervisor District 5  
Sierra Brooks  
207 CSA 4A-5A  
2070000

DESCRIPTION (1)	2014-15 ACTUAL (2)	2015-16 ACTUAL (3)	2016-17 as of 6/01/17 (4)	2016-17 ADOPTED (5)	2017-18 PROPOSED (6)	2017-18 ADOPTED (7)
<b>SOURCE OF FINANCING</b>	<b>Revenue</b>	<b>Revenue</b>	<b>Revenue</b>	<b>Revenue</b>	<b>Revenue</b>	<b>Revenue</b>
4001 Current Secured Prop Tax	0	78,806	75,135	74,947	79,214	
4002 Current Unsecured Prop Tax	0	3,457	3,008	3,500	3,759	
4004 Prior Unsecured Prop Tax	0	(246)	0	50		
4005 Supplemental Roll Prop Tax	0	667	0	1,200		
4007 Timber Yield Taxes	0	0	0			
4055 HOPTR	0	947	0	800	966	
4201 Interest	0	778	999	1,500	800	
4526 Water Fees	65,745	65,505	59,279	65,865	65,865	
4701 Other Misc Rev. - Loan Proceeds	0	0	6,795	212,470	212,470	
0 Water Conections	0	0	0		0	
<b>Total Revenue</b>	<b>65,745</b>	<b>149,913</b>	<b>145,215</b>	<b>360,332</b>	<b>363,074</b>	<b>0</b>
<b>USES OF FINANCING</b>	<b>Expenditures</b>	<b>Expenditures</b>	<b>Expenditures</b>	<b>Expenditures</b>	<b>Expenditures</b>	<b>Expenditures</b>
<b>Wages &amp; Benefits</b>						
5000 Wages	19,349	20,142	21,402	17,735	22,531	
5001 Extra Help	0	702	693			
5002 Over Time	0	0	0	5,000	5,000	
5007 Benefit	7,322	6,648	11,861	16,719	19,164	
<b>Total Wages &amp; Benefits</b>	<b>26,671</b>	<b>27,492</b>	<b>33,956</b>	<b>39,454</b>	<b>46,695</b>	<b>0</b>
<b>Water Operations</b>						
7009 Utilities	27,133	27,040	29,844	35,000	35,000	
7010 Water System Maintenance	17,038	17,021	2,879	6,000	15,000	
7011 System Repairs	45,095	14,089	4,088	500	17,000	
7012 Water Fee Admin	12,341	12,341	14,124	500	14,000	
7003 Road Charges System	30,244	43,252	10,683	23,500	37,000	
5244 Maint Vehicle	80	860	17	500	500	
6240 Bond Payment	0	0	0	27,100	27,100	
<b>Total Services &amp; supplies</b>	<b>131,851</b>	<b>113,743</b>	<b>61,617</b>	<b>93,100</b>	<b>145,600</b>	<b>0</b>
<b>Non Operating</b>						
5120 Communications AT&T	822	795	820	1,000	800	
5106 Insurance	271	405	401	271	398	
5160 Office Expense	204	0	0	100	100	
5166 Cost Allocation	12,011	9,923	2,539	12,011	5,633	
5171 Prop Tax Admin Fee	7,533	8,003	7,925	7,000	8,000	
5177 Treasures fees	0	0	0	1,003	0	
5239 Fuel	1,199	1,232	1,025	1,500	1,500	
5165 Contract Services	6,734	4,896	651	3,690	5,000	
5177 Treasurers fees	0	0	0	30		
7004 Parks & Rec	0	0	0	1,000	1,000	
7001 Fire Services	15,000	15,000	15,000	15,000	15,000	
7008 Flood Controle	0	0	0	2,000	2,000	
7006 Miscellaneous Services	0	0	0	2,500	1,874	
<b>Total Other Charges</b>	<b>43,774</b>	<b>40,254</b>	<b>28,361</b>	<b>47,106</b>	<b>41,305</b>	<b>0</b>
6226 Capital Improvements Project	0	0	0	432,344	129,474	
<b>Total Expenditures</b>	<b>202,296</b>	<b>181,489</b>	<b>123,934</b>	<b>612,003</b>	<b>363,074</b>	<b>0</b>
Number of Personnel Budgeted	0.5	0.5	0.5	0.5	0.50	0.50

BOARD OF SUPERVISORS  
COUNTY OF SIERRA  
STATE OF CALIFORNIA  
RESOLUTION NO. 2017- 092

IN THE MATTER OF ADOPTING THE PRELIMINARY BUDGET FOR THE COUNTY OF  
SIERRA & SPECIAL REVENUE FUNDS FOR THE 2017-18 FISCAL YEAR

BE IT RESOLVED THAT:

1. The Preliminary budget for the County of Sierra and Special Revenue Funds for the 2017-18 fiscal year is hereby approved in the form of the attached Exhibit A.
2. The fixed assets specifically listed in the Budget are approved and expenditures for such fixed assets are hereby authorized for the departments to purchase and the Auditor to pay.
3. The expenditures specifically line itemed in the budget including the special revenue funds are hereby authorized for the departments to purchase and the Auditor to pay.
4. The Auditor is authorized to move funds within a fund as needed.
5. All transfers in specifically listed in Exhibit A are authorized for the Auditor to move.

Adopted by the Board of Supervisors of the County of Sierra on the 20<sup>th</sup> day of June, 2017, by the following vote:

AYES: SUPERVISORS ADAMS, ROEN, BEARD, SCHLEFSTEIN, HUEBNER


NOES: NONE


ABSENT: NONE

ABSTAINED: NONE


APPROVED AS TO FORM:

COUNTY OF SIERRA

  
\_\_\_\_\_  
David Prentice  
County Counsel

  
\_\_\_\_\_  
Peter Huebner  
Chairperson, Board of Supervisors

ATTEST:

  
\_\_\_\_\_  
Heather Foster  
Clerk of the Board

BOARD OF SUPERVISORS  
COUNTY OF SIERRA  
STATE OF CALIFORNIA

RESOLUTION NO. 2017-001

IN THE MATTER OF ADOPTING THE PRELIMINARY BUDGET FOR THE COUNTY  
SERVICE AREA #1, #2, #3, #4, #5 & 4A5A FOR THE 2017-18 FISCAL YEAR

BE IT RESOLVED THAT:

1. The Preliminary budget for the County Service Areas 1, 2, 3, 4, 5, 4A5A (Sierra Brooks Water) for the 2017-18 fiscal year is hereby approved in the form of the attached Exhibit A.
2. The fixed assets specifically listed in the Budget are approved and expenditures for such fixed assets are hereby authorized for the departments to purchase and the Auditor to pay.
3. The expenditures specifically line itemed in the budget including the special revenue funds are hereby authorized for the departments to purchase and the Auditor to pay.
4. The Auditor is authorized to move funds within a fund as needed.
5. All transfers in specifically listed in Exhibit A are authorized for the Auditor to move.

Adopted by the Board of Supervisors of the County of Sierra on the 20<sup>th</sup> day of June, 2017, by the following vote:

AYES: SUPERVISORS ADAMS, ROEN, BEARD, SCHLEFSTEIN, HUEBNER


NOES: NONE


ABSENT: NONE

ABSTAINED: NONE


APPROVED AS TO FORM:

COUNTY OF SIERRA

  
\_\_\_\_\_  
David Prentice  
County Counsel

  
\_\_\_\_\_  
Peter Huebner  
Chairperson, Board of Supervisors

ATTEST:

  
\_\_\_\_\_  
Heather Foster  
Clerk of the Board