

**SIERRA COUNTY  
CALIFORNIA  
ADOPTED  
FINAL 2014/15 BUDGET**

Adopted September 16, 2014

Resolution 2014-083

The Sierra County Board of Supervisors submits this Budget for Fiscal Year 2014-15 in accordance with the County Budget Act.

This budget shows the amount approved by the Board of Supervisors for the various departments of the County Government, and for those Special Districts whose affairs and funds are under the control of the Board of Supervisors, together with a statement exhibiting an estimate of the revenues that are expected to accrue during this period and the sources of such revenues.

Respectfully submitted,

Lee Adams, Supervisor District 1  
Peter Huebner, Supervisor District 2  
Paul Roen, Supervisor District 3  
Jim Beard, Supervisor District 4  
Scott Schlefstein, Supervisor District 5

**SIERRA COUNTY BUDGET INDEX**

<b>Budget Unit</b>	<b>Page</b>	<b>Budget Unit</b>	<b>Page</b>
1/2 Cent Sales Tax for Safety	79	Health & Social Service Type Trusts	143-155
1991 Realignment	106-108	Health Department	88
2011 Realignment	97-105	Information Services	51
AB8 Equalization	77	Insurance Allocation	177
Administrative Cost Allocation	178	Jail	64
Agriculture Commissioner	68	Labratory Fees - Drug Testing	115
Alcohol Ed	118	Law Enforcement Special Revenues	120-124
Alcohol Programs Fines	116	Law Library	57
All Fund Summary	4	Local Agency Formation Commission (LAFCO)	71
Animal Control	72	Marine Patrol	61
Annual Audit	42	Mental Health	89
Anti-Drug Abuse Grant (was OCJP)	62	Miscellaneous Rebates & Refunds	75
Aproprations Limits	198-202	Office of Emergency Services (OES)	69
Assessor	41	Office of Emergency Services Grants	127-130
Auditor	43	Parks & Recreation	95
Authorized and Funded Permanente Positions	179	Planning Department	70
Automated Fingerprinting	119	Plant Maintenance	52
Automated Warrant	117	Predator Control	93
Aviation	156	Probation	65
Benefits	191	Public Defender	56
Board of Supervisors	40	Public Works	78
Budget Resolutions	196-197	Reserve Designations	7
Building Inspection	67	Risk Management	46
Cal-Grant - OCJP	63	Road Department	80
Capital Projects	94	Schedules and Charts	192-195
Central Services	50	Search & Rescue	131
Clerk-Recorder	59	Sheriff - Coroner	60
Clerks Trusts	110-114	Social Services Administration	90
Contributions to Others	47	Social Services Assistance	91
County Counsel	45	Solid Waste	157-161
County Engineer	53	Standards & Training Corrections	136-137
County Free Library	73	Summary of Financial Sources	8
County Transportation	162	Summary of Requirements by Fund & Function	34
Courts General Fund Costs	54	Tax Type Trusts	138-142
Criminal Justice Facilities	137	Title III	125-126
CSA #1	166	Transfers	172-175
CSA #2	167	Transportation Special Revenue Funds	132-135
CSA #3	168	Treasurer-Tax Collector	44
CSA #4	169	Victim-Witness Program	66
CSA #5	170	Wage Table	181-190
CSA 4A5A (Sierra Brooks)	171		
Debt Service	96		
Department Request	180		
District Attorney	55		
DNA Trust	109		
Economic Development	48		
Elections	49		
Encumbrances	176		
Farm Advisor	74		
Fish & Game Commission	92		
Fund Balance Government Funds	6		
Government Fund Summary	5		
Grand Jury	58		

## BUDGET AND PROGRAM ACRONYMS

Acronym	Description
A87	Federal Office of Mgmt & Budget Circular A-87, a Cost Allocation Plan for apportioning overhead
AB8	The Assembly Bill that apportioned the 1% ad valorem property tax after Prop. 13
ADA	Anti-Drug Abuse Grant
ADA	Americans with Disabilities Act
AFDC	Aid to Families with Dependent Children
CAL-MMET	California Multi-Jurisdictional Methamphetamine Enforcement Team
CAPIT	Child Abuse Prevention, Intervention and Treatment
CHDP	Child Health and Disability Prevention
COPS	Citizens Option for Public Safety
CSA	County Service Area
CSOC	Children's System of Care - defunct Mental Health program
CUPA	Certified Unified Program Agencies. CUPA is a consolidation of six Environmental Health Programs, with a focus on monitoring hazardous waste.
HOPTR	Homeowners Property Tax Relief Subvention
ISTEA	Intermodal Surface Transportation Efficiency Act
IWMB/SBE	Integrated Waste Management Board/State Board of Equalization
LEA	Local Enforcement Agency: Funds solid waste facilities permit and inspection programs.
LAFCO	Local Agency Formation Commission
LTC	Local Transportation Commission
MCAH	Maternal Child and Adolescent Health
MEND	Multi-agency Effort and Needs-based Diversion
MH	Mental Health
MHSA	Mental Health Services Act
MIOCR	This program was renamed to MEND
OWP	Overall Work Program
POST	Police Officers Standards and Training
RWQCB	California Regional Water Quality Control Board
SACPA	Proposition 36: Substance Abuse and Crime Prevention Act
SEDD	Sierra Economic Development District
SRRE-Miscellaneous	Source Reduction Recycle Element - Miscellaneous
SRRE-Siting Element	Source Reduction Recycle Element - Siting Element
SRRE-HHWE	Source Reduction Recycle Element - Household Hazardous Waste Element
SRRE-NDFE	Source Reduction Recycle Element - Non Disposal Facility Element
SS	Social Services - was Welfare
STP	Surface Transportation Program
TANF	Temporary Assistance for Needy Families - was AFDC

COUNTY OF SIERRA  
STATE OF CALIFORNIA

FISCAL YEAR 2014-15

ALL FUND SUMMARY

COUNTY FUNDS	FUND BALANCE UNRESERVED UNDESIGNATED JUNE 30, 2014	DECREASES TO RESERVES/ DESIGNATION/ NET ASSTS	ADDITIONAL FINANCING SOURCE	TOTAL FINANCING SOURCES	FINANCING USES	INCREASES TO RESERVES/ DESIGNATIONS/ NET ASSETS	TOTAL FINANCING USES
(1)	(2)	(3)	(4)	(5)	(6)	(7)	(8)
<b>GOVERNMENTAL FUNDS</b>							
* GENERAL FUND	\$562,822	\$0	\$7,586,338	\$8,149,161	\$8,023,623	\$125,538	\$8,149,161
SPECIAL REVENUE FUNDS	1,712,092	0	12,784,131	14,496,223	14,260,305	235,918	14,496,223
CAPITAL PROJECT FUNDS	0	0	0	0	0	0	0
DEBT SERVICES FUNDS	0	0	559,100	559,100	559,100	0	559,100
TOTAL GOVERNMENT FUNDS	\$2,274,914	\$0	\$20,929,570	\$23,204,484	\$22,843,027	\$361,456	\$23,204,483
<b>OTHER FUNDS</b>							
INTERNAL SERVICE FUNDS	\$0			\$0			\$0
ENTERPRISE FUNDS	136,204		1,116,476	1,252,680	1,194,859		1,194,859
SPECIAL DISTRICTS AND OTHER AGENCIES		0		0			0
TOTAL OTHER FUNDS	136,204	0	1,116,476	1,252,680	1,194,859	0	1,194,859
<b>TOTAL ALL FUNDS</b>	<b>\$2,411,118</b>	<b>\$0</b>	<b>\$22,046,046</b>	<b>\$24,457,164</b>	<b>\$24,037,886</b>	<b>\$361,456</b>	<b>\$24,399,342</b>

	2013/14	2014/15
Contingencies and Reserves Net Designated		
Rollover from prior years of Onetime Revenues	284,000	627,822
	316,000	
One-Time Funds in gf Budget	600,000	627,822

COUNTY OF SIERRA  
STATE OF CALIFORNIA

FISCAL YEAR 2014-15

GOVERNMENT FUND SUMMARY

COUNTY FUNDS	TOTAL FINANCING SOURCES				TOTAL FINANCING USES		
	FUND BALANCE UNRESERVED/ UNDESIGNATED JUNE 30, 2014	DECREASES TO RESERVES/ DESIGNATIONS	ADDITIONAL FINANCING SOURCES	TOTAL FINANCING SOURCE	FINANCING USES	INCREASE TO RESERVES/ DESIGNATIONS	TOTAL FINANCING USES
(1)	(2)	(3)	(4)	(5)	(6)	(7)	(8)
<b>GENERAL FUNDS</b>							
GENERAL FUND	\$562,822	\$0	\$7,352,256	\$7,915,078	\$7,789,540	\$125,538	\$7,915,078
PARKS FUND	0	0	234,083	234,083	234,083	0	234,083
TOTAL GENERAL FUNDS	<u>\$562,822</u>	<u>\$0</u>	<u>\$7,586,338</u>	<u>\$8,149,161</u>	<u>\$8,023,623</u>	<u>\$125,538</u>	<u>\$8,149,161</u>
<b>SPECIAL REVENUE FUNDS</b>							
ROAD FUND	\$189,808	\$0	\$5,863,456	\$6,053,264	\$5,920,111	\$133,153	\$6,053,264
HEALTH	662	0	1,332,721	1,333,383	1,333,383	0	1,333,383
MENTAL HEALTH	320,000	0	1,686,232	2,006,232	1,903,467	102,765	2,006,232
SOCIALSERVICES	456,540	0	2,215,350	2,671,890	2,671,890	0	2,671,890
FISH & GAME	1,000	0	1,062	2,062	2,062	0	2,062
PREDITOR	400	0	101	501	501	0	501
TAX TYPE FUNDS	20,791	0	7,917	28,708	28,708	0	28,708
TRANSPORTATION TYPE FUNDS	51,558	0	166,464	218,022	218,022	0	218,022
VARIOUS MINOR FUNDS	55,811	0	15,937	71,748	71,748	0	71,748
SAFETY TYPE FUNDS	615,522	0	1,494,891	2,110,413	2,110,412	0	2,110,412
TOTAL SPECIAL REVENUE FUNDS	<u>\$1,712,092</u>	<u>\$0</u>	<u>\$12,784,131</u>	<u>\$14,496,223</u>	<u>\$14,260,305</u>	<u>\$235,918</u>	<u>\$14,496,223</u>
<b>CAPITAL PROJECT FUNDS</b>							
CAPITAL PROJECTS	\$0	\$0	\$0	0	\$0	\$0	0
TOTAL CAPLITAL PROJECTS FUND	<u>\$0</u>	<u>\$0</u>	<u>\$0</u>	<u>\$0</u>	<u>\$0</u>	<u>\$0</u>	<u>\$0</u>
<b>DEBT SERVICES</b>							
RETIERMENT BOND	\$0	\$0	\$559,100	\$559,100	\$559,100	\$0	\$559,100
TOTAL DEBT SERVICES	<u>\$0</u>	<u>\$0</u>	<u>\$559,100</u>	<u>\$559,100</u>	<u>\$559,100</u>	<u>\$0</u>	<u>\$559,100</u>
<b>TOTAL GOVERNMENT FUNDS</b>	<u><b>\$2,274,914</b></u>	<u><b>\$0</b></u>	<u><b>\$20,929,570</b></u>	<u><b>\$23,204,484</b></u>	<u><b>\$22,843,027</b></u>	<u><b>\$361,456</b></u>	<u><b>\$23,204,483</b></u>
APPROPRIATION LIMITS							\$5,958,933
APPROPRIATION SUBJECT TO LIMITS							\$4,252,999

COUNTY OF SIERRA  
STATE OF CALIFORNIA

FISCAL YEAR 2014-15

FUND BALANCE - GOVERNMENT FUNDS

FUND NAME	TOTAL	LESS: FUND BALANCE-RESERVED/DESIGNATED			FUND BALANCE
	FUND	ENCUMBRANCE	GENERAL &	DESIGNATIONS	UNRESERVED/ UNDESIGNATED
	BALANCE		OTHER		
(1)	JUNE 30, 2014	(3)	RESERVES	(5)	JUNE 30, 2014
	(2)		(4)		(6)
<b>GENERAL FUNDS</b>					
GENERAL FUND	\$627,822	\$0	(\$65,000)		\$562,822
PARKS	0			0	\$0
<b>TOTAL GENERAL FUNDS</b>	<b>\$627,822</b>	<b>\$0</b>	<b>(\$65,000)</b>	<b>\$0</b>	<b>\$562,822</b>
<b>SPECIAL REVENUE FUNDS</b>					
ROAD FUND	\$189,808				\$189,808
HEALTH	662				\$662
MEANTAL	320,000				\$320,000
SOCIAL SERVICE	456,540				\$456,540
FISH & GAME	1,000				\$1,000
PREDATOR CONTROL	400				\$400
TAX TYPE FUNDS	20,791				\$20,791
TRANSPORTATION TYPE FUNDS	51,558				\$51,558
VARIOUS MINOR FUNDS	55,811				\$55,811
SAFETY TYPE FUNDS	615,522				\$615,522
<b>TOTAL SPECIAL REVENUE FUNDS</b>	<b>\$1,712,092</b>	<b>\$0</b>	<b>\$0</b>	<b>\$0</b>	<b>\$1,712,092</b>
<b>CAPITAL PROJECT FUNDS</b>					
CAPITAL PROJECTS	\$0				\$0
<b>TOTAL CAPITAL PROJECT FUNDS</b>	<b>\$0</b>	<b>\$0</b>	<b>\$0</b>	<b>\$0</b>	<b>\$0</b>
<b>DEBT SERVICE FUNDS</b>					
TOTAL DEBT SERVICE FUNDS	\$0				\$0
<b>TOTAL GOVERNMENT FUNDS</b>	<b>\$2,339,914</b>	<b>\$0</b>	<b>(\$65,000)</b>	<b>\$2,274,914</b>	<b>\$2,274,914</b>

COUNTY OF SIERRA  
STATE OF CALIFORNIA

FISCAL YEAR 2014-15

RESERVES /DESIGNATIONS - BY GOVERNMENT FUNDS

DESCRIPTIONS	RESERVES/ DESIGNATIONS JUNE 30, 2014 (1)	DECREASES OR CANCELLATIONS RECOMMENDED (2)	ADOPTED BY THE BOARD OF SUPERVISORS (3)	ADOPTED BY THE BOARD OF SUPERVISORS (4)	INCREASES OR NEW RECOMMENDED (5)	ADOPTED BY THE BOARD OF SUPERVISORS (6)	TOTAL RESERVES/ DESIGNATION FOR THE BUDGET YEAR (7)
<b>GENERAL FUNDS</b>							
GENERAL RESERVE	\$0						\$0
RESERVE FOR IMPREST CASH							0
ENCUMBRANCES	0		0				0
ENCUMBRANCES DESIGNATION -			0				0
DESIGNATION - CONTINGENCIES	65,000					125,538	190,538
DESIGNATION - PARKS	0						0
<b>TOTAL GENERAL FUNDS</b>	<b>\$65,000</b>	<b>\$0</b>	<b>\$0</b>	<b>\$0</b>	<b>\$0</b>	<b>\$125,538</b>	<b>\$190,538</b>
<b>SPECIAL REVENUE FUNDS</b>							
ROAD FUND - GENERAL RESERVES							\$0
ROAD FUND- CONTINGENCIES	0					133,153	133,153
ROAD FUND - ENCUMBRANCE			0				0
HUMAN SERVICES - PUBLIC HEALTH	21,603						21,603
HUMAN SERVICES -MEANTAL HEALTH	5,255					102,765	108,020
HUMAN SERVICES - SOCIAL SERVIVES	6,444						6,444
FISH & GAME	22,730						22,730
PREDATOR	102						102
VARIOUS SMALL FUNDS							0
TAX TYPE FUNDS							0
TRANSPORTATION TYPE FUNDS	16,958						16,958
VARIOUS MINOR FUNDS							0
SAFETY TYPE FUNDS	182,128						182,128
<b>TOTAL SPECIAL REVENUE FUNDS</b>	<b>\$255,220</b>	<b>\$0</b>	<b>\$0</b>	<b>\$0</b>	<b>\$0</b>	<b>\$235,918</b>	<b>\$491,138</b>
<b>CAPITAL PROJECT FUNDS</b>							
	0						\$0
<b>TOTAL PROJECT FUNDS</b>	<b>\$0</b>	<b>\$0</b>	<b>\$0</b>	<b>\$0</b>	<b>\$0</b>	<b>\$0</b>	<b>\$0</b>
<b>DEBT SERVICES FUNDS</b>							
							\$0
<b>TOTAL DEBT SERVICES FUNDS</b>	<b>\$0</b>	<b>\$0</b>	<b>\$0</b>	<b>\$0</b>	<b>\$0</b>	<b>\$0</b>	<b>\$0</b>
<b>TOTAL RESERVES &amp; DESIGNATED FUNDS</b>	<b>\$320,220</b>	<b>\$0</b>	<b>\$0</b>	<b>\$0</b>	<b>\$0</b>	<b>\$361,456</b>	<b>\$681,676</b>

\* It is the intent of the Board to maintain the general Reserves at 3% of the general Fund Budget.

COUNTY OF SIERRA  
STATE OF CALIFORNIA

FISCAL YEAR 2014-15  
SUMMARY OF ADDITIONAL FINACING SOURCES BY SOURCE AND FUND  
GOVERNMENTAL FUNDS

DESCRIPTION	2011-12 ACTUAL	2012-13 ACTUAL	2013-14 ACTUAL	2013-14 ADOPTED BY BOARD OF SUPERVISORS	2014-15 RECOMMENDED	2014-15 ADOPTED BY BOARD OF SUPERVISORS
(1)	(2)	(3)	(4)	(6)	(5)	(6)
<b>SUMMARIZATION BY SOURCE</b>						
Taxes	3,572,014	3,710,828	3,658,102	3,619,745	3,641,745	3,621,589
Licenses & Permits	81,968	72,817	112,656	69,300	69,300	77,300
Fines & Forfeitures	66,902	61,100	57,282	74,641	71,587	71,587
Revenue from use of Money & Property	55,266	35,279	53,606	18,118	18,118	18,118
Revenue from the State Government	8,834,913	8,914,276	11,088,763	11,588,543	11,577,520	11,569,025
Revenue from the Federal Government	2,586,556	2,134,164	1,874,432	1,324,163	1,285,053	1,279,231
Charges for Current Services	2,097,712	2,149,854	2,125,853	1,942,939	1,909,416	1,908,916
Miscellaneous Revenue	294,062	310,018	221,532	133,853	185,453	153,853
Transfers In	4,592,609	4,752,127	4,474,534	4,362,103	4,798,280	6,126,112
Capital Projects	0	0	0	0	0	0
Debt Sercive	0	546,486	548,439	551,087	559,100	559,100
<b>TOTAL SUMMERIZATION BY SOURCE</b>	<b>22,182,002</b>	<b>22,686,947</b>	<b>24,215,200</b>	<b>23,684,492</b>	<b>24,115,571</b>	<b>25,384,831</b>
<b>SUMMARIZATION BY FUND</b>						
General Fund 001	6,447,564	6,435,700	6,113,276	6,129,458	6,067,949	5,988,151
Parks & Recreation Fund 708	327,435	169,882	225,715	373,091	149,014	149,014
Road Fund 031	3,164,155	3,893,745	5,845,002	5,687,270	5,775,535	5,775,535
Public Health	1,440,132	1,108,273	1,377,396	1,269,419	1,198,972	1,198,965
Mental Health	1,645,852	1,956,659	1,686,263	1,539,088	1,740,799	1,686,232
Social Service	2,886,785	2,224,932	2,537,388	2,215,350	2,215,350	2,215,350
Fish & Game Fund 071	1,125	2,061	1,146	2,062	1,062	1,062
Predator Control Fund 077	29	65	62	101	101	101
Tax type funds	6,199	10,158	19,533	8,617	8,617	7,917
Transportation Type Funds	300,209	214,218	224,095	110,464	166,464	166,464
Various minor funds	14,262	19,394	17,317	15,937	15,937	15,937
Safety Type Funds	1,355,647	1,353,248	1,145,032	1,420,445	1,418,391	1,494,891
Transfers In	4,592,609	4,752,127	4,474,534	4,362,103	4,798,280	6,126,112
Capital Projects	0	0	0	0	0	0
Debt Sercive	0	546,486	548,439	551,087	559,100	559,100
<b>Total by Fund</b>	<b>22,182,002</b>	<b>22,686,947</b>	<b>24,215,200</b>	<b>23,684,492</b>	<b>24,115,571</b>	<b>25,384,831</b>
	<b>0</b>	<b>0</b>	<b>0</b>	<b>0</b>	<b>0</b>	<b>0</b>



COUNTY OF SIERRA  
STATE OF CALIFORNIA

FISCAL YEAR 2014-15  
DETAIL OF ADDITIONAL FINANCING SOURCES BY FUND AND ACCOUNT  
GOVERNMENTAL FUNDS

DESCRIPTION	2011-12 ACTUAL	2012-13 ACTUAL	2013-14 ACTUAL	2013-14 ADOPTED	2014-15 RECOMMENDED	2014-15 ADOPTED	FURTHER DISCRIPTION OF REVENUE
(1)	(2)	(3)	(4)	(5)	(6)	(7)	
<b>GENERAL FUNDS</b>							
<b>TAXES</b>							
0013001 4001 Secured Prop Tax	2,830,747	2,753,303	2,794,697	2,754,487	2,776,487	2,792,288	
0013001 4002 Unsecured Prop Tax	17,452	129,872	134,380	144,741	144,741	137,384	
0013001 4003 Prior Secured Prop Tax	0	0	0				
0013001 4004 Prior Unsecured Prop Tax	4,814	7,720	3,430	2,500	2,500	2,500	
0013001 4005 Supplemental Prop Tax	32,491	10,611	8,927	20,000	20,000	10,000	
0013001 4006 Penalties & Interest	101,643	172,318	146,356	90,000	90,000	120,000	
0013001 4007 Timber Yield Taxes	42,607	50,948	48,871	45,000	45,000	45,000	
0013001 4008 Sales & Use Tax	98,818	176,658	100,403	150,000	150,000	100,000	1¢ Sales Tax
0013001 4010 Property Transfer Tax	21,229	21,628	18,006	20,000	20,000	20,000	
0013001 4011 Transient Occupancy Tax	378,674	342,881	348,877	350,000	350,000	350,000	
0013001 4070 Property Tax Collection Costs	2,270	1,920	1,460	2,000	2,000	2,000	
0013001 4076 Redemption Fees County	3,150	5,500	3,900	3,000	3,000	3,500	
0013001 4055 Homeowners Prop Tax Relief	36,028	35,297	34,663	35,000	35,000	35,000	
<b>Total Taxes</b>	<b>3,569,922</b>	<b>3,708,654</b>	<b>3,643,969</b>	<b>3,616,728</b>	<b>3,638,728</b>	<b>3,617,672</b>	
<b>LICENSES &amp; PERMITS</b>							
0013005 4101 Animal Licenses City	385	276	360	300	300	300	
0013005 4102 Animal Licenses County	895	916	597	1,000	1,000	1,000	
0013005 4103 Construction Permits	40,928	31,927	53,552	20,000	20,000	30,000	
0013005 4104 Planning Fees	0	2,125	18,585	5,000	5,000	5,000	
0013001 4105 Franchises	39,760	37,574	38,142	40,000	40,000	38,000	
0013005 4106 Other Licenses & Permits	0	0	1,420	3,000	3,000	3,000	
<b>Total Licenses &amp; Permits</b>	<b>81,968</b>	<b>72,817</b>	<b>112,656</b>	<b>69,300</b>	<b>69,300</b>	<b>77,300</b>	
<b>FINES &amp; FORFEITURES</b>							
0013005 4151 Fines	57,942	53,685	51,193	45,000	45,000	45,000	
0013005 4152 Parking	505	1,142	792	1,000	1,000	1,000	
<b>Total Fines &amp; Forfeitures</b>	<b>58,447</b>	<b>54,827</b>	<b>51,986</b>	<b>46,000</b>	<b>46,000</b>	<b>46,000</b>	
<b>REVENUE FROM USE OF MONEY &amp; PROPERTY</b>							
0013001 4201 Interest	6,640	2,655	13,844	30	30	30	
2083030 4208 Rent	15,647	15,647	16,542	10,000	10,000	10,000	Parks & Recreation
<b>Total Rev from Use of Money &amp; Property</b>	<b>22,287</b>	<b>18,303</b>	<b>30,387</b>	<b>10,030</b>	<b>10,030</b>	<b>10,030</b>	
<b>INTERGOVERNMENT REVENUE</b>							
<b>STATE AID</b>							
0013005 4319 State Aid Probation OES	117,122	93,370	0				Youth Offender Grant
0013005 4320 State Aid Grants	66,037	0	0	0			Probation
0013001 4329 Motor Vehicle In Lieu	337,904	329,068	323,804	327,526	327,526	326,289	R&T 11005 MVL Fees
0013020 4295 IV-E	48	0	0	0	0	0	
0013020 4331 State Aid Welfare	0	0	0	0	0	0	
0013005 4341 Agriculture	19,301	20,827	16,364	19,000	19,000	16,500	
0013005 4345 Marine Patrol	55,867	18,934	23,513	53,094	51,983	51,983	
0013005 4346 Stand & Train	2,201	0	0	0	0	0	Sheriff
0013001 4347 Mandated Costs	221	140	2,369				
0013001 4351 Open Spaces Subvention	0	0	0	0	0	0	Williamson Act
0013001 4355 Other State Aid	0	0	0				
0013005	0	0	0				
0013005 4330 State Aid Grants	0	0	0	0	0	0	
0013005 4374 Realignment	18,611	0	0	27,183	27,183		Moved to Transfer page
0013005 4294 Ca Met Drug funds	0	0	0				
2083030 4362 State Aid Grants	205,489	13,180	143,799	224,077	0	0	Parks & Recreation
2083030 4373 OHV Grant	77,082	97,853	36,843	118,500	118,500	118,500	
<b>Total State Aid</b>	<b>899,883</b>	<b>573,372</b>	<b>546,692</b>	<b>769,380</b>	<b>544,192</b>	<b>513,272</b>	

COUNTY OF SIERRA  
STATE OF CALIFORNIA  
FISCAL YEAR 2014-15  
DETAIL OF ADDITIONAL FINANCING SOURCES BY FUND AND ACCOUNT  
GOVERNMENTAL FUNDS

DESCRIPTION (1)	(2)	2011-12 ACTUAL (3)	2012-13 ACTUAL (4)	2013-14 ACTUAL (5)	2013-14 ADOPTED (7)	2014-15 RECOMMENDED (6)	2014-15 ADOPTED (7)	FURTHER DISCRIPTION OF REVENUE
<b>FEDERAL AID</b>								
0013020	4276 Welfare	0	283	0	0	0		Probation
0013001	4279 Public in lieu of Taxes (PILT)	154,281	150,729	154,836	151,000	157,000	151,000	
0013005	4281 Drug Program (ADA)	340,083	140,515	75,860	113,067	142,092	142,092	Sheriff
0013005	4286 Office of Emergency Services	112,686	180,443	68,895	125,644	125,644	125,644	OES Department
0013020	4285 Victim Witness (OES)	74,494	36,646	53,907	54,052	54,052	54,230	
		0	0	0				
2083030	4284 Other Federal Aid	0	0	0				Parks & Recreation
	<b>Total Federal Aid</b>	<b>681,544</b>	<b>508,616</b>	<b>353,498</b>	<b>443,763</b>	<b>478,788</b>	<b>472,966</b>	
<b>TOTAL INTERGOVERNMENT REVENUES</b>		<b>1,581,427</b>	<b>1,081,988</b>	<b>900,190</b>	<b>1,213,143</b>	<b>1,022,980</b>	<b>986,238</b>	
<b>CHARGES FOR CURRENT SERVICES</b>								
0013001	4501 A87 Plan Service	932,963	1,047,727	1,170,033	1,170,033	1,002,610	1,002,610	
0013001	4502 Treasurer Fees	13,236	4,987	3,807	6,000	6,000	6,000	
0013001	4503 Elections Services	260	1,474	421	5,500	5,500	5,500	
0013001	4504 Property Tax Roll Fees	67,474	60,302	59,298	60,000	60,000	60,000	
0013005	4505 Court Services Costs Collection	16,386	73,245	30,976	18,000	18,000	18,000	
0013001	4506 County Counsel Services	68,643	74,417	28,824	50,000	50,000	50,000	
0013010	4507 Engineering Services	20,813	11,441	1,469	11,000	11,000	11,000	
0013005	4508 Civil Process Services	75	0	675	100	100	100	
0013005	4510 Law Enforcement Services	55,456	78,818	83,037	78,000	78,000	78,000	
0013001	4511 Official Record Fees	11,298	23,776	21,861	15,000	15,000	15,000	
0013001	4512 Document Copy Fees	7,058	2,091	2,223	6,000	6,000	6,000	
0013015	4514 Mental Health Services	0	0	0	300	300	300	
0013025	4517 Law Library Fees	800	1,449	883	1,500	1,500	1,500	
0013001	4521 Other Current Services	120	195	6	800	800	800	
0013001	4522 Tax Collector Fees	16,128	19,670	17,822	15,000	15,000	15,000	
0013001	4523 Fixit Ticket Transfer Fees	0	0	0	500	500	500	
0013001	4551 RECORDING & INDEX	3,413	4,137	4,055	4,000	4,000	4,000	
0013001	4533 CERTIFICATES & JU	3,309	3,508	3,647	4,000	4,000	4,000	
0013001	4535 SB 21 \$1/EXT PAGE	3,413	4,136	3,880	3,500	3,500	3,500	
0013001	4539 MIS Services	0	0	0	0	0	0	
0013001	4543 Clerk Recorder Fees	0	0	0	1,500	1,500	1,500	
0013001	4551 Recording and Indexing Fee	3,413	4,137	4,055	1,000	1,000	1,000	
<b>Total Current Services</b>		<b>1,224,258</b>	<b>1,415,511</b>	<b>1,436,974</b>	<b>1,451,733</b>	<b>1,284,310</b>	<b>1,284,310</b>	
<b>OTHER REVENUE</b>								
0013001	4713 Safety Funds From Trindel	40,000	66,284	69,098	69,098	69,098	69,098	
0013005	4510 Charge for Welfair Investigations					50,000	20,000	
0013001	4704 Other Misc Sales	1,849	1,231	4,269	2,000	2,000	2,000	
0013001	4701 Other Misc Revenue	165,624	142,764	60,932	4,003	4,003	4,003	
2083030	4701 Other Misc Revenue	29,217	43,202	28,530	20,514	20,514	20,514	Tobacco Settlement
<b>Total Other Revenue</b>		<b>236,689</b>	<b>253,481</b>	<b>162,829</b>	<b>95,615</b>	<b>145,615</b>	<b>115,615</b>	
<b>TOTAL GENERAL FUND FINANCING SOURCES</b>		<b>6,774,999</b>	<b>6,605,582</b>	<b>6,338,990</b>	<b>6,502,549</b>	<b>6,216,963</b>	<b>6,137,165</b>	
<b>Memo: Transfers In</b>					<b>1,292,654</b>	<b>1,379,276</b>	<b>1,449,174</b>	

COUNTY OF SIERRA  
STATE OF CALIFORNIA  
FISCAL YEAR 2014-15  
DETAIL OF ADDITIONAL FINANCING SOURCES BY FUND AND ACCOUNT  
GOVERNMENTAL FUNDS

DESCRIPTION (1)	(2)	2011-12 ACTUAL (3)	2012-13 ACTUAL (4)	2013-14 ACTUAL (5)	2013-14 ADOPTED (7)	2014-15 RECOMMENDED (6)	2014-15 ADOPTED (7)	FURTHER DISCRIPTION OF REVENUE
<b>ROAD FUND</b>								
<b>REVENUE FROM USE OF MONEY &amp; PROPERTY</b>								
0313010	4201 Interest	1,960	25	0	0	0	0	
<b>Total Rev from Use of Money &amp; Property</b>		<b>1,960</b>	<b>25</b>	<b>0</b>	<b>0</b>	<b>0</b>	<b>0</b>	
<b>INTERGOVERNMENT REVENUE</b>								
<b>STATE AID</b>								
0313010	4328 Highway Users Tax (HUTA)	1,426,194	1,167,770	1,540,511	1,200,000	1,200,000	1,200,000	Road S&H §2104-2107.5
0313010	4355 Other State Aid	0	0	0	0	0	0	Road Prop 42
0313010	4325 Exchange Dollars	196,812	196,812	226,102	196,812	196,812	196,812	Road Exch \$
0313010	4358 State Storm Damage	0	0	0	0	0	0	Road
0313010	4365 State Aid STP	297,433	1,462,534	3,060,841	3,474,286	3,474,286	3,474,286	Road STIP
0313010	4368 State Aid Tran Investment	0	0	0	0	0	0	R&T Code 7104c4
0313010	4372 State Aid Traffic Congestion	0	0	0	0	0	0	Congestion Relief
<b>Total State Aid</b>		<b>1,920,439</b>	<b>2,827,117</b>	<b>4,827,454</b>	<b>4,871,098</b>	<b>4,871,098</b>	<b>4,871,098</b>	
<b>FEDERAL AID</b>								
0313010	4278 Forest Reserve	470,291	421,172	379,437	421,172	379,437	379,437	Road
0313010	4282 Storm Damage	0	0	0	0	0	0	Road
0313010	4284 Other Federal Aid	0	0	0	0	0	0	Road
<b>Total Federal Aid</b>		<b>470,291</b>	<b>421,172</b>	<b>379,437</b>	<b>421,172</b>	<b>379,437</b>	<b>379,437</b>	
<b>TOTAL INTERGOVERNMENT REVENUES</b>		<b>2,390,730</b>	<b>3,248,289</b>	<b>5,206,891</b>	<b>5,292,270</b>	<b>5,250,535</b>	<b>5,250,535</b>	
<b>CHARGES FOR CURRENT SERVICES</b>								
0313010	4512 Document Copy Fees	0	350	69	0	0	0	
0313010	4513 Road & Street Services	460,000	584,640	556,369	350,000	520,000	520,000	
0313010	4584 Underground tanks	299,496	56,059	54,570	40,000	0	0	Road Underground Tanks
<b>Total Current Services</b>		<b>759,496</b>	<b>641,049</b>	<b>611,007</b>	<b>390,000</b>	<b>520,000</b>	<b>520,000</b>	
<b>OTHER REVENUE</b>								
0313010	4701 Other Misc Revenue	11,969	4,382	27,104	5,000	5,000	5,000	Road
0313010	4703 Sales of Fixed Assets	0	0	0	0	0	0	
<b>Total Other Revenue</b>		<b>11,969</b>	<b>4,382</b>	<b>27,104</b>	<b>5,000</b>	<b>5,000</b>	<b>5,000</b>	
<b>TOTAL ROAD FUND FINANCING SOURCES</b>		<b>3,164,155</b>	<b>3,893,745</b>	<b>5,845,002</b>	<b>5,687,270</b>	<b>5,775,535</b>	<b>5,775,535</b>	
Memo: Transfers In					87,921	17,921	87,921	

COUNTY OF SIERRA  
STATE OF CALIFORNIA  
FISCAL YEAR 2014-15  
DETAIL OF ADDITIONAL FINANCING SOURCES BY FUND AND ACCOUNT  
GOVERNMENTAL FUNDS

DESCRIPTION (1)	(2)	2011-12 ACTUAL (3)	2012-13 ACTUAL (4)	2013-14 ACTUAL (5)	2013-14 ADOPTED (7)	2014-15 RECOMMENDED (6)	2014-15 ADOPTED (7)	FURTHER DISCUSSION OF REVENUE
<b>HEALTH</b>								
<b>REVENUE FROM USE OF MONEY &amp; PROPERTY</b>								
0515610	4201 Interest	394	0	0				Health
8170000	4201 Interest	198	0	0				Health - Realignment
8915610	4201 Interest	2,454	1,784	2,052				AB 8
8915611	4201 Interest	4,423	3,089	3,552	2,000	2,000	2,000	ADAP, AIDS, LPHS, HIV, LABG
8915612	4201 Interest	1,971	1,679	2,308				CHILDREN'S HEALTH DIS. PREV
8915613	4201 Interest	9	6	7				CHILD MEDICAL SERVICES
8915614	4201 Interest	0	1	1				PANDEMIC INFLUENZA
8915615	4201 Interest	17	0	18				LEA
8915616	4201 Interest	252	333	395				BIO-TERRORISM
8915617	4201 Interest	104	203	114				CUPA
8915618	4201 Interest	23	17	25				HOSPITAL PREPAREDNESS
8915619	4201 Interest	3	0	0				CALIFORNIA ENDOWMENT
8915620	4201 Interest	0	0	0				HEALTH SUBVENTION
8915621	4201 Interest	0	0	0				MCAH, MCH
8915683	4201 Interest	368	0	0				PERINATAL-SGF
8915821	4201 Interest	117	82	94				ABOVE GROUND STORAGE TANKS
0515610	4208 Rents	303	0	0				
<b>Total Rev from Use of Money &amp; Property</b>		<b>10,637</b>	<b>7,195</b>	<b>8,566</b>	<b>2,000</b>	<b>2,000</b>	<b>2,000</b>	
<b>INTERGOVERNMENT REVENUE</b>								
<b>STATE AID</b>								
0515609								
0515610	4333 Health Program	0	0	0	54,330	37,000	37,000	
0515610	4334 MCAH	48,977	37,419	47,139	51,000	51,000	51,000	
0515610	4335 Child Health & Disability Prev	92,505	19,700	36,785	43,000	41,000	41,000	
0515610	4336 Women, Infant & Children	121,749	111,745	90,454	128,400	128,400	128,400	
0515610	4337 California Children Services	13,530	12,753	17,510	14,052	14,052	14,052	
0515610	4355 Other State Aid	0	12,050	9,470				
0515610	4356 AIDS Program	6,436	2,658	1,810	5,895	5,895	5,895	
8915660	4352 Tobacco Use Prev Incentive	150,000	112,500	150,000	150,000	150,000	150,000	HS - Tobacco
0515610	4362 Public Health Emergency Prep.	48,359	15,555	71,846				
8170000	4352 Health - Realignment CMSP Pass thru	225,443	230,089	275,345	343,695	343,695	343,695	
8915614	4370 PANDEMIC INFLUENZA	0	0	0	60,110	60,107	60,107	
8915615	4363 LEA	14,028	0	14,024	15,587	15,587	15,580	
8915616	4362 Public Health Emergency Prep.	22,786	0	0	101,804	101,759	101,759	
8915617	4362 CUPA	0	0	0	60,000	60,000	60,000	
8915618	4362 HOSPITAL PREPAREDNESS	34,008	0	0	135,977	117,308	117,308	
8915619	4362 CALIFORNIA ENDOWMENT	0	0	0				
8915620	4362 HEALTH SUBVENTION	0	0	0				
8915621	4334 MCAH, MCH	0	0	0				
8915622	4362 PERINATAL-SGF	0	0	0				
0515610	4353 STATE AID CHILD SUPPORT INCNT	0						
8915683	4369 STATE AID PERINATAL SGF	0	0	0				
8915821	4339 ABOVE GROUND STORAGE TANKS	0	0	0				
<b>Total State Aid</b>		<b>777,821</b>	<b>554,469</b>	<b>714,383</b>	<b>1,163,850</b>	<b>1,125,803</b>	<b>1,125,796</b>	

COUNTY OF SIERRA  
STATE OF CALIFORNIA  
FISCAL YEAR 2014-15  
DETAIL OF ADDITIONAL FINANCING SOURCES BY FUND AND ACCOUNT  
GOVERNMENTAL FUNDS

DESCRIPTION (1)	(2)	2011-12 ACTUAL (3)	2012-13 ACTUAL (4)	2013-14 ACTUAL (5)	2013-14 ADOPTED (7)	2014-15 RECOMMENDED (6)	2014-15 ADOPTED (7)	FURTHER DISCRIPTION OF REVENUE
<b>FEDERAL AID</b>								
0515610	4284 Federal Aid other	152,181	44,750	162,364	32,400			Title X
0515610	4285 FED AID OTHER	0	0	0	2,500	2,500	2,500	FDA
8915685	4287 FED AID SUB ABUSE PREV & TREAT	433,179	431,304	427,847				
<b>Total Federal Aid</b>		<b>585,360</b>	<b>476,054</b>	<b>590,211</b>	<b>34,900</b>	<b>2,500</b>	<b>2,500</b>	
<b>TOTAL INTERGOVERNMENT REVENUES</b>		<b>1,363,180</b>	<b>1,030,523</b>	<b>1,304,594</b>	<b>1,198,750</b>	<b>1,128,303</b>	<b>1,128,296</b>	
<b>CHARGES FOR CURRENT SERVICES</b>								
0515610	4520 Health Dept Fees	26,059	27,288	27,257	10,000	10,000	10,000	HS - Health
0515610	4520 Contract Services	26,059	27,288	27,257			5,000	
0515610	4597 Mdical Marijuana County Share	0	0	0				
0515610	4536 CUPA	0	0	0				
0515610	4701 Billing other Departments				56,069	56,069	51,069	
8915617	4536 CUPA FEES	2,688	2,546	2,153	2,600	2,600	2,600	CUPA
8915617	4537 CUPA SURCHARGE	2,195	1,945	1,355				
<b>Total Current Services</b>		<b>57,001</b>	<b>59,066</b>	<b>58,022</b>	<b>68,669</b>	<b>68,669</b>	<b>68,669</b>	
<b>OTHER REVENUE</b>								
0515610	4701 Other Misc Revenue	9,049	663	101				HS - Health- Trnf, etc
0515670	4701 Other Misc Revenue	265	10,826	6,114				HS - LEA - Trnf, etc
0515671	4701 Other Misc Revenue	0	0	0				HS - Bio- Trnf, etc
0515672	4701 Other Misc Revenue	0	0	0				HS - CUPA- Trnf, etc
8170000	4701 Other Misc Revenue	0	0	0				Health - Realignment
8915610	4701 Other Misc Revenue	0	0	0				AB 8
8915611	4701 Other Misc Revenue	0	0	0				ADAP, AIDS, LPHS, HIV, LABG
8915612	4701 Other Misc Revenue	0	0	0				CHILDREN'S HEALTH DIS. PREV
8915613	4701 Other Misc Revenue	0	0	0				CHILD MEDICAL SERVICES
8915614	4701 Other Misc Revenue	0	0	0				PANDEMIC INFLUENZA
8915615	4701 Other Misc Revenue	0	0	0				LEA
8915616	4701 Other Misc Revenue	0	0	0				BIO-TERRORISM
8915617	4701 Other Misc Revenue	0	0	0				CUPA
8915618	4701 Other Misc Revenue	0	0	0				HOSPITAL PREPAREDNESS
8915619	4701 Other Misc Revenue	0	0	0				CALIFORNIA ENDOWMENT
8915620	4701 Other Misc Revenue	0	0	0				HEALTH SUBVENTION
8915621	4701 Other Misc Revenue	0	0	0				MCAH, MCH
8915683	4701 Other Misc Revenue	0	0	0				PERINATAL-SGF
8915821	4701 Other Misc Revenue	0	0	0				H1N1
<b>Total Other Revenue</b>		<b>9,313</b>	<b>11,489</b>	<b>6,215</b>	<b>0</b>	<b>0</b>	<b>0</b>	
<b>TOTAL HEALTH FUNDS FINANCING SOURCES</b>		<b>1,440,132</b>	<b>1,108,273</b>	<b>1,377,396</b>	<b>1,269,419</b>	<b>1,198,972</b>	<b>1,198,965</b>	
Memo: Transfers In					819,498	989,535	1,022,015	

COUNTY OF SIERRA  
STATE OF CALIFORNIA  
FISCAL YEAR 2014-15  
DETAIL OF ADDITIONAL FINANCING SOURCES BY FUND AND ACCOUNT  
GOVERNMENTAL FUNDS

DESCRIPTION (1)	(2)	2011-12 ACTUAL (3)	2012-13 ACTUAL (4)	2013-14 ACTUAL (5)	2013-14 ADOPTED (7)	2014-15 RECOMMENDED (6)	2014-15 ADOPTED (7)	FURTHER DISCRIPTION OF REVENUE
<b>MENTAL HEALTH SERVICES</b>								
<b>REVENUE FROM USE OF MONEY &amp; PROPERTY</b>								
0515670	4201 Interest	0	0	0				
8150000	4201 Interest	(722)	0	0				
8277670	4201 Interest	41	0	0				
8277690	4201 Interest	57	0	0				
8915660	4201 Interest	524	497	158				
8915671	4201 Interest	3,094	4,974	8,925				
8915673	4201 Interest	9	0	0				
8915674	4201 Interest	0	0	0				
8915675	4201 Interest	908	400	380				
8915682	4201 Interest	0	0	0				
8915681	4201 Interest	13	0	0				
8915685	4201 Interest	1,487	622	1,109				
8915820	4201 Interest	325	187	200				
0515670	4208 Rents	7,601	0	0	6,000	6,000	6,000	
<b>Total Rev from Use of Money &amp; Property</b>		<b>13,339</b>	<b>6,681</b>	<b>10,772</b>	<b>6,000</b>	<b>6,000</b>	<b>6,000</b>	
<b>INTERGOVERNMENT REVENUE</b>								
<b>STATE AID</b>								
0515670	4338 Mental Health	363,360	(347,137)	0	15,000			HS - MH
0515670	4310 Other State Aid	0	0	0	15,000			First Five
0515670	4355 Other State Aid	0	0	0				
0515670	4339 Alcohol Program	0	0	0				
8150000	4356 Realignment	292,895	341,754	317,113	275,402	275,352	275,352	
8915609	4338 State Aid Mental Health	36,835	0	0				
8915610	4338 State Aid Mental Health	31,315	0	0				
8915611	4338 State Aid Mental Health	0	0	0				
8915612	4338 State Aid Mental Health	24,970	92,222	57,574				
8915613	4338 State Aid Mental Health	0	0	0				
8915672	4352 Prevention Early Intervention MHSA	0	0	0				
8121000	4374 2011 Realignment	0	0	0	90,000	90,000	90,000	
8915671	4338 MHSA	405,185	1,405,616	863,610	728,486	954,747	900,680	
8915675	4338 MHSA WET	0	0	0				
8915676	4338 MHSA Capital Facilities & Tech	0	0	0				
8915674	4288 SAMHSA	0	0	0	48,743	48,743	48,743	
8915681	4339 ALCOHOL PRG, NNA, SGF	0	0	0	20,000	20,000	20,000	
8915681	4389 SAPT PER - PERINATAL	0	0	0				
8915685	4287 SAPT: DIS, PRE, FLN, CL, HIV	433,179	431,304	427,847	322,600	322,600	322,600	
8915682	4287 DFS	0	0	0				
8915820	4355 PROP 36 SUB ABUSE	0	0	0				
<b>Total State Aid</b>		<b>1,587,739</b>	<b>1,923,760</b>	<b>1,666,145</b>	<b>1,515,231</b>	<b>1,711,442</b>	<b>1,657,375</b>	

COUNTY OF SIERRA  
STATE OF CALIFORNIA  
FISCAL YEAR 2014-15  
DETAIL OF ADDITIONAL FINANCING SOURCES BY FUND AND ACCOUNT  
GOVERNMENTAL FUNDS

DESCRIPTION		2011-12	2012-13	2013-14	2013-14	2014-15	2014-15	FURTHER
(1)	(2)	ACTUAL	ACTUAL	ACTUAL	ADOPTED	RECOMMENDED	ADOPTED	DISCRIPTION
		(3)	(4)	(5)	(7)	(6)	(7)	OF REVENUE
<b>FEDERAL AID</b>								
8915681	4287 Federal Aid A&D	0	0	0				HS - A&D
<b>Total Federal Aid</b>		<b>0</b>	<b>0</b>	<b>0</b>	<b>0</b>	<b>0</b>	<b>0</b>	
<b>TOTAL INTERGOVERNMENT REVENUES</b>		<b>1,587,739</b>	<b>1,923,760</b>	<b>1,666,145</b>	<b>1,515,231</b>	<b>1,711,442</b>	<b>1,657,375</b>	
<b>CHARGES FOR CURRENT SERVICES</b>								
0515670	4514 Mental Health Services	41,301	12,616	907	14,100	18,000	17,500	HS - MH & CSOC, CPS
0515670	4518 Alcohol Fees	2,266	2,249	1,597	2,500	2,500	2,500	
<b>Total Current Services</b>		<b>43,568</b>	<b>14,864</b>	<b>2,505</b>	<b>16,600</b>	<b>20,500</b>	<b>20,000</b>	
<b>OTHER REVENUE</b>								
0515670	4701 Other Misc Revenue	265	10,826	6,114		1,600	1,600	HS - First 5 Grant, etc
<b>Total Other Revenue</b>		<b>265</b>	<b>10,826</b>	<b>6,114</b>	<b>0</b>	<b>1,600</b>	<b>1,600</b>	
<b>TOTAL MENTAL HEALTH SERVICES FUND FINACIAING</b>		<b>1,644,910</b>	<b>1,956,130</b>	<b>1,685,535</b>	<b>1,537,831</b>	<b>1,739,542</b>	<b>1,684,975</b>	
Memo: Transfers In					1,357,030	1,357,030	2,317,484	

COUNTY OF SIERRA  
STATE OF CALIFORNIA  
FISCAL YEAR 2014-15  
DETAIL OF ADDITIONAL FINANCING SOURCES BY FUND AND ACCOUNT  
GOVERNMENTAL FUNDS

DESCRIPTION		2011-12	2012-13	2013-14	2013-14	2014-15	2014-15	FURTHER
(1)	(2)	ACTUAL	ACTUAL	ACTUAL	ADOPTED	RECOMMENDED	ADOPTED	DISCRIPTION
		(3)	(4)	(5)	(7)	(6)	(7)	OF REVENUE
<b>HUMAN SERVICES</b>								
<b>REVENUE FROM USE OF MONEY &amp; PROPERTY</b>								
0515800	4201 Interest	603	1,846	2,415	0	0	0	HS - Administration
0515800	4208 Rents	496	0	0				HS - SS
<b>Total Rev from Use of Money &amp; Property</b>		<b>1,099</b>	<b>1,846</b>	<b>2,415</b>	<b>0</b>	<b>0</b>	<b>0</b>	
<b>INTERGOVERNMENT REVENUE</b>								
<b>STATE AID</b>								
0515800	4331 Social Services Admin.	625,978	406,490	526,472	235,387	235,387	235,387	HS - SS Admin.
0515800	4371 In Home Supportive Services	157,870	254,240	172,177	224,448	224,448	224,448	HS - IHSS
0515800	4355 Other State Aide	0	0	0	14,541	14,541	14,541	
0515810	4332 State Aid Welfare	58,294	24,886	9,170	89,224	89,224	89,224	HS - SS Assist.
0515810	4353 Child Support Intercept	0	0	0				
0515800	4355 Other Aid	0	0	0	265,489	265,489	265,489	MediGap
0515800	4343 Child Abuse Prevention	12,996	0	0	33,092	33,092	33,092	HS - Child Abuse (CAPIT)
8120000	4374 2011 Realignment							
8160000	Realignment 1991	548,867	645,450	588,339	321,908	321,908	321,908	
8120000	4374 AB118 2011 Realignment	657,814	197,795	718,219	579,458	579,458	579,458	
<b>Total State Aid</b>		<b>2,061,820</b>	<b>1,528,860</b>	<b>2,014,377</b>	<b>1,763,547</b>	<b>1,763,547</b>	<b>1,763,547</b>	



COUNTY OF SIERRA  
STATE OF CALIFORNIA  
FISCAL YEAR 2014-15  
DETAIL OF ADDITIONAL FINANCING SOURCES BY FUND AND ACCOUNT  
GOVERNMENTAL FUNDS

DESCRIPTION (1)	(2)	2011-12 ACTUAL (3)	2012-13 ACTUAL (4)	2013-14 ACTUAL (5)	2013-14 ADOPTED (7)	2014-15 RECOMMENDED (6)	2014-15 ADOPTED (7)	FURTHER DISCRIPTION OF REVENUE
<b>FEDERAL AID</b>								
0515800	4276 Social Services Admin	694,086	574,991	447,594	322,303	322,303	322,303	HS - Admin
0515800	4292 IHSS	24,569	7,224	17,638				HS - IHSS
0515810	4277 Social Services Aid	91,950	111,355	54,744	102,000	102,000	102,000	HS - Asst
0515800	4274 ARRA	0	0	0				
0515800	4284 SOS	0	0	0				
<b>Total Federal Aid</b>		<b>810,605</b>	<b>693,571</b>	<b>519,976</b>	<b>424,303</b>	<b>424,303</b>	<b>424,303</b>	
<b>TOTAL INTERGOVERNMENT REVENUES</b>		<b>2,872,424</b>	<b>2,222,431</b>	<b>2,534,352</b>	<b>2,187,850</b>	<b>2,187,850</b>	<b>2,187,850</b>	
<b>CHARGES FOR CURRENT SERVICES</b>								
<b>Total Current Services</b>		<b>0</b>	<b>0</b>	<b>0</b>	<b>0</b>	<b>0</b>	<b>0</b>	
<b>OTHER REVENUE</b>								
0515800	4701 Other Misc Revenue	12,729	636	620	27,500	27,500	27,500	HS - Admin - Trnf, etc
0515810	4701 Other Misc Revenue	533	20	0				HS - Aid - Trnf, etc
8160000	4701 Other Misc Revenue	0	0	0	0	0	0	
<b>Total Other Revenue</b>		<b>13,262</b>	<b>656</b>	<b>620</b>	<b>27,500</b>	<b>27,500</b>	<b>27,500</b>	
<b>TOTAL HUMAN SERVICES FUND FINANCING SOURCES</b>		<b>2,886,785</b>	<b>2,224,932</b>	<b>2,537,388</b>	<b>2,215,350</b>	<b>2,215,350</b>	<b>2,215,350</b>	
Memo: Transfers In					805,000	805,000	1,000,000	
<b>FISH &amp; GAME FUND</b>								
<b>FINES &amp; FORFEITURES</b>								
0713001	4153 Fish & Game	1,048	2,061	798	2,000	1,000	1,000	Fish & Game
<b>Total Fines &amp; Forfeitures</b>		<b>1,048</b>	<b>2,061</b>	<b>798</b>	<b>2,000</b>	<b>1,000</b>	<b>1,000</b>	
<b>REVENUE FROM USE OF MONEY &amp; PROPERTY</b>								
0713001	4201 Interest	77	0	0	0	0	0	Fish & Game
<b>Total Rev from Use of Money &amp; Property</b>		<b>77</b>	<b>0</b>	<b>0</b>	<b>0</b>	<b>0</b>	<b>0</b>	
<b>OTHER REVENUE</b>								
0713001	4701 Other Misc Revenue	0	0	348	62	62	62	Fish & Game
<b>Total Other Revenue</b>		<b>0</b>	<b>0</b>	<b>348</b>	<b>62</b>	<b>62</b>	<b>62</b>	
<b>TOTAL FISH &amp; GAME SERVICES FUND FINANCING</b>		<b>1,125</b>	<b>2,061</b>	<b>1,146</b>	<b>2,062</b>	<b>1,062</b>	<b>1,062</b>	

COUNTY OF SIERRA  
STATE OF CALIFORNIA  
FISCAL YEAR 2014-15  
DETAIL OF ADDITIONAL FINANCING SOURCES BY FUND AND ACCOUNT  
GOVERNMENTAL FUNDS

DESCRIPTION (1)	(2)	2011-12 ACTUAL (3)	2012-13 ACTUAL (4)	2013-14 ACTUAL (5)	2013-14 ADOPTED (7)	2014-15 RECOMMENDED (6)	2014-15 ADOPTED (7)
<b>PREDATOR CONTROL</b>							
<b>REVENUE FROM USE OF MONEY &amp; PROPERTY</b>							
0773005 4201 Interest		2	0	0			
<b>Total Rev from Use of Money &amp; Property</b>		<b>2</b>	<b>0</b>	<b>0</b>	<b>0</b>	<b>0</b>	<b>0</b>
<b>FEDERAL AID</b>							
0773005 4283 Grazing In Lieu		27	65	62	25	25	25
<b>Total Federal Aid</b>		<b>27</b>	<b>65</b>	<b>62</b>	<b>25</b>	<b>25</b>	<b>25</b>
<b>TOTAL INTERGOVERNMENT REVENUES</b>		<b>27</b>	<b>65</b>	<b>62</b>	<b>25</b>	<b>25</b>	<b>25</b>
<b>OTHER REVENUE</b>							
0773005 4701 Other Misc Revenue		0	0	0	76	76	76
<b>Total Other Revenue</b>		<b>0</b>	<b>0</b>	<b>0</b>	<b>76</b>	<b>76</b>	<b>76</b>
<b>TOTAL PREDATOR CONTROL FUND FINANCING</b>		<b>29</b>	<b>65</b>	<b>62</b>	<b>101</b>	<b>101</b>	<b>101</b>
<b>1/2 Cent Sales Tax for Safety</b>							
<b>REVENUE FROM USE OF MONEY &amp; PROPERTY</b>							
8360000 4201 Interest		0	0	0			
<b>Total Rev from Use of Money &amp; Property</b>		<b>0</b>	<b>0</b>	<b>0</b>	<b>0</b>	<b>0</b>	<b>0</b>
<b>STATE AID</b>							
8360000 4344 1/2 Cent Sales Tax		102,244	99,390	133,794	100,000	100,000	100,000
<b>Total State Aid</b>		<b>102,244</b>	<b>99,390</b>	<b>133,794</b>	<b>100,000</b>	<b>100,000</b>	<b>100,000</b>
<b>TOTAL INTERGOVERNMENT REVENUES</b>		<b>102,244</b>	<b>99,390</b>	<b>133,794</b>	<b>100,000</b>	<b>100,000</b>	<b>100,000</b>
<b>OTHER REVENUE</b>							
8363005 4701 Other Misc Revenue		0	0	0	0	0	0
<b>Total Other Revenue</b>		<b>0</b>	<b>0</b>	<b>0</b>	<b>0</b>	<b>0</b>	<b>0</b>
<b>TOTAL 1/2 CENT SALES TAX FOR SAFETY FUND FINANCING</b>		<b>102,244</b>	<b>99,390</b>	<b>133,794</b>	<b>100,000</b>	<b>100,000</b>	<b>100,000</b>

COUNTY OF SIERRA  
STATE OF CALIFORNIA

FISCAL YEAR 2014-15  
COUNTY BUDGET ACT  
GOVERNMENTAL FUNDS

DESCRIPTION		2011-12	2012-13	2013-14	2013-14	2014-15	2014-15
(1)	(2)	ACTUAL	ACTUAL	ACTUAL	ADOPTED	RECOMMENDED	ADOPTED
		(3)	(4)	(5)	(7)	(6)	(7)
<b>CAPITAL PROJECTS</b>							
<b>REVENUE FROM USE OF MONEY &amp; PROPERTY</b>							
1001001	4201 Interest	0	0	0			
<b>Total Rev from Use of Money &amp; Property</b>		<b>0</b>	<b>0</b>	<b>0</b>	<b>0</b>	<b>0</b>	<b>0</b>
<b>STATE AID</b>							
1001001							
<b>FEDERAL AID</b>							
1001001	4284	0	0	0		0	
<b>Total Federal Aid</b>		<b>0</b>	<b>0</b>	<b>0</b>	<b>0</b>	<b>0</b>	<b>0</b>
<b>TOTAL INTERGOVERNMENT REVENUES</b>		<b>0</b>	<b>0</b>	<b>0</b>	<b>0</b>	<b>0</b>	<b>0</b>
<b>OTHER REVENUE</b>							
1001001	4711 Transfers from other Funds CSA2	0	0	0			
1001001	4711 Transfers from other Funds road						
<b>Total Other Revenue</b>		<b>0</b>	<b>0</b>	<b>0</b>	<b>0</b>	<b>0</b>	<b>0</b>
<b>TOTAL CAPITAL PROJECTS CONTROL FUND FINANCING</b>		<b>0</b>	<b>0</b>	<b>0</b>	<b>0</b>	<b>0</b>	<b>0</b>
						Memo: Transfers In	0
<b>PENSION BOND</b>							
<b>REVENUE FROM USE OF MONEY &amp; PROPERTY</b>							
6003090							
<b>Total Rev from Use of Money &amp; Property</b>		<b>0</b>	<b>0</b>	<b>0</b>	<b>0</b>	<b>0</b>	<b>0</b>
6003090							
<b>OTHER REVENUE</b>							
6003090	4715 Transfers from other Funds Payroll	0	546,486	548,439	551,087	559,100	559,100
		<b>0</b>	<b>546,486</b>	<b>548,439</b>	<b>551,087</b>	<b>559,100</b>	<b>559,100</b>
<b>TOTAL DEBT SERVICES CONTROL FUND FINANCING</b>		<b>0</b>	<b>546,486</b>	<b>548,439</b>	<b>551,087</b>	<b>559,100</b>	<b>559,100</b>

COUNTY OF SIERRA  
STATE OF CALIFORNIA  
FISCAL YEAR 2014-15  
DETAIL OF ADDITIONAL FINANCING SOURCES BY FUND AND ACCOUNT  
GOVERNMENTAL FUNDS

DESCRIPTION (1)	(2)	2011-12 ACTUAL (3)	2012-13 ACTUAL (4)	2013-14 ACTUAL (5)	2013-14 ADOPTED (7)	2014-15 RECOMMENDED (6)	2014-15 ADOPTED (7)
<b>Library Trust</b>							
<b>REVENUE FROM USE OF MONEY &amp; PROPERTY</b>							
8020000 4201 Interest		20	0	0	0		0
<b>Total Rev from Use of Money &amp; Property</b>		<b>20</b>	<b>0</b>	<b>0</b>	<b>0</b>	<b>0</b>	<b>0</b>
<b>FEDERAL AID</b>							
8020000		0	0	0	0	0	0
<b>Total Federal Aid</b>		<b>0</b>	<b>0</b>	<b>0</b>	<b>0</b>	<b>0</b>	<b>0</b>
<b>TOTAL INTERGOVERNMENT REVENUES</b>		<b>0</b>	<b>0</b>	<b>0</b>	<b>0</b>	<b>0</b>	<b>0</b>
<b>OTHER REVENUE</b>							
8020000 4701 Other Misc Revenue		0	0	0	0	0	0
<b>Total Other Revenue</b>		<b>0</b>	<b>0</b>	<b>0</b>	<b>0</b>	<b>0</b>	<b>0</b>
<b>TOTAL LIBRARY TRUST FUND FINANCING</b>		<b>20</b>	<b>0</b>	<b>0</b>	<b>0</b>	<b>0</b>	<b>0</b>
<b>Gallows Restoration</b>							
<b>REVENUE FROM USE OF MONEY &amp; PROPERTY</b>							
8030000 4201 Interest		31	3	0	0		0
<b>Total Rev from Use of Money &amp; Property</b>		<b>31</b>	<b>3</b>	<b>0</b>	<b>0</b>	<b>0</b>	<b>0</b>
<b>STATE AID</b>							
8030000		0	0	0	0	0	0
<b>Total State Aid</b>		<b>0</b>	<b>0</b>	<b>0</b>	<b>0</b>	<b>0</b>	<b>0</b>
<b>TOTAL INTERGOVERNMENT REVENUES</b>		<b>0</b>	<b>0</b>	<b>0</b>	<b>0</b>	<b>0</b>	<b>0</b>
<b>OTHER REVENUE</b>							
8030000 4701 Other Misc Revenue		0	0	0	0	0	0
<b>Total Other Revenue</b>		<b>0</b>	<b>0</b>	<b>0</b>	<b>0</b>	<b>0</b>	<b>0</b>
<b>TOTAL GALLOWES RESTORATION FUND FINANCING</b>		<b>31</b>	<b>3</b>	<b>0</b>	<b>0</b>	<b>0</b>	<b>0</b>
<b>DNA Trust</b>							
<b>REVENUE FROM USE OF MONEY &amp; PROPERTY</b>							
8181001 4201 Interest		111	0	0	0	0	0
<b>Total Rev from Use of Money &amp; Property</b>		<b>111</b>	<b>0</b>	<b>0</b>	<b>0</b>	<b>0</b>	<b>0</b>
<b>FINES &amp; FORFEITURES</b>							
8181001 4151		5,296	2,593	2,227	4,054	2,000	2,000
<b>Total Fines and Forfeitures</b>		<b>5,296</b>	<b>2,593</b>	<b>2,227</b>	<b>4,054</b>	<b>2,000</b>	<b>2,000</b>
<b>TOTAL INTERGOVERNMENT REVENUES</b>		<b>5,296</b>	<b>2,593</b>	<b>2,227</b>	<b>4,054</b>	<b>2,000</b>	<b>2,000</b>
<b>OTHER REVENUE</b>							
8181001 4701 Other Misc Revenue		0	0	0	0	0	0
<b>Total Other Revenue</b>		<b>0</b>	<b>0</b>	<b>0</b>	<b>0</b>	<b>0</b>	<b>0</b>
<b>TOTAL DNA TRUST FUND FINANCING</b>		<b>5,408</b>	<b>2,593</b>	<b>2,227</b>	<b>4,054</b>	<b>2,000</b>	<b>2,000</b>

COUNTY OF SIERRA  
STATE OF CALIFORNIA  
FISCAL YEAR 2014-15  
DETAIL OF ADDITIONAL FINANCING SOURCES BY FUND AND ACCOUNT  
GOVERNMENTAL FUNDS

DESCRIPTION		2011-12	2012-13	2013-14	2013-14	2014-15	2014-15
(1)	(2)	ACTUAL	ACTUAL	ACTUAL	ADOPTED	RECOMMENDED	ADOPTED
		(3)	(4)	(5)	(7)	(6)	(7)
<b>Security Measures</b>		H&S Code 103525					
<b>REVENUE FROM USE OF MONEY &amp; PROPERTY</b>							
8211001	4201 Interest	2	0	0	0	0	0
<b>Total Rev from Use of Money &amp; Property</b>		<b>2</b>	<b>0</b>	<b>0</b>	<b>0</b>	<b>0</b>	<b>0</b>
<b>CHARGES FOR SERVICES</b>							
8211001	4543	58	75	66	79	79	79
<b>Total Charges for Services</b>		<b>58</b>	<b>75</b>	<b>66</b>	<b>79</b>	<b>79</b>	<b>79</b>
<b>OTHER REVENUE</b>							
8211001	4701 Other Misc Revenue	0	0	0	0	0	0
<b>Total Other Revenue</b>		<b>0</b>	<b>0</b>	<b>0</b>	<b>0</b>	<b>0</b>	<b>0</b>
<b>TOTAL SECURITY MEASURES FUND FINANCING</b>		<b>60</b>	<b>75</b>	<b>66</b>	<b>79</b>	<b>79</b>	<b>79</b>
<b>Micrographics</b>		Gov. Code 27361.4, Res. 1992-361					
<b>REVENUE FROM USE OF MONEY &amp; PROPERTY</b>							
8211003	4201 Interest	83	0	0	0	0	0
<b>Total Rev from Use of Money &amp; Property</b>		<b>83</b>	<b>0</b>	<b>0</b>	<b>0</b>	<b>0</b>	<b>0</b>
<b>CHARGES FOR SERVICES</b>							
8211003	4543	5,293	5,457	5,502	5,023	5,023	5,023
<b>Total Charges for Services</b>		<b>5,293</b>	<b>5,457</b>	<b>5,502</b>	<b>5,023</b>	<b>5,023</b>	<b>5,023</b>
<b>OTHER REVENUE</b>							
8211003	4701 Other Misc Revenue	0	0	0	0	0	0
<b>Total Other Revenue</b>		<b>0</b>	<b>0</b>	<b>0</b>	<b>0</b>	<b>0</b>	<b>0</b>
<b>TOTAL MICROGRAPHICS FUND FINANCING</b>		<b>5,376</b>	<b>5,457</b>	<b>5,502</b>	<b>5,023</b>	<b>5,023</b>	<b>5,023</b>

COUNTY OF SIERRA  
STATE OF CALIFORNIA  
FISCAL YEAR 2014-15  
DETAIL OF ADDITIONAL FINANCING SOURCES BY FUND AND ACCOUNT  
GOVERNMENTAL FUNDS

DESCRIPTION		2011-12	2012-13	2013-14	2013-14	2014-15	2014-15
(1)	(2)	ACTUAL	ACTUAL	ACTUAL	ADOPTED	RECOMMENDED	ADOPTED
		(3)	(4)	(5)	(7)	(6)	(7)
<b>Peace Officers Training</b>		H&S Code 103680					
<b>REVENUE FROM USE OF MONEY &amp; PROPERTY</b>							
8211004	4201 Interest	0	0	0			
<b>Total Rev from Use of Money &amp; Property</b>		<b>0</b>	<b>0</b>	<b>0</b>	<b>0</b>	<b>0</b>	<b>0</b>
<b>CHARGES FOR SERVICES</b>							
8211004	4701	23	(28)	28	0	0	0
<b>Total Charges for Services</b>		<b>23</b>	<b>-28</b>	<b>28</b>	<b>0</b>	<b>0</b>	<b>0</b>
<b>OTHER REVENUE</b>							
8211004	4707 Other Misc Revenue	0	0	0		0	
<b>Total Other Revenue</b>		<b>0</b>	<b>0</b>	<b>0</b>	<b>0</b>	<b>0</b>	<b>0</b>
<b>TOTAL PEACE OFFICERS TRAINING FUND FINANCING</b>		<b>23</b>	<b>(28)</b>	<b>28</b>	<b>0</b>	<b>0</b>	<b>0</b>
<b>Recorder's Modernization Trust</b>		Gov. Code 27361, 27361.3 Res. 1992-362					
<b>REVENUE FROM USE OF MONEY &amp; PROPERTY</b>							
8211005	4201 Interest	167	0	0	0	0	0
<b>Total Rev from Use of Money &amp; Property</b>		<b>167</b>	<b>0</b>	<b>0</b>	<b>0</b>	<b>0</b>	<b>0</b>
<b>CHARGES FOR SERVICES</b>							
8211005	4543	7,689	13,461	11,402	10,354	10,354	10,354
<b>Total Charges for Services</b>		<b>7,689</b>	<b>13,461</b>	<b>11,402</b>	<b>10,354</b>	<b>10,354</b>	<b>10,354</b>
<b>OTHER REVENUE</b>							
8211005	4701 Other Misc Revenue	0	0	0	0	0	0
<b>Total Other Revenue</b>		<b>0</b>	<b>0</b>	<b>0</b>	<b>0</b>	<b>0</b>	<b>0</b>
<b>TOTAL RECORDER'S MODERNIZATION FUND FINANCING</b>		<b>7,856</b>	<b>13,461</b>	<b>11,402</b>	<b>10,354</b>	<b>10,354</b>	<b>10,354</b>

COUNTY OF SIERRA  
STATE OF CALIFORNIA  
FISCAL YEAR 2014-15  
DETAIL OF ADDITIONAL FINANCING SOURCES BY FUND AND ACCOUNT  
GOVERNMENTAL FUNDS

DESCRIPTION (1)	(2)	2011-12 ACTUAL (3)	2012-13 ACTUAL (4)	2013-14 ACTUAL (5)	2013-14 ADOPTED (7)	2014-15 RECOMMENDED (6)	2014-15 ADOPTED (7)
<b>Vital Statistics</b>							
<b>REVENUE FROM USE OF MONEY &amp; PROPERTY</b>							
8211006	4201 Interest	1	0	0	0	0	0
<b>Total Rev from Use of Money &amp; Property</b>		<b>1</b>	<b>0</b>	<b>0</b>	<b>0</b>	<b>0</b>	<b>0</b>
<b>CHARGES FOR SERVICES</b>							
8211006	4543	327	398	347	481	481	481
<b>Total Charges for Services</b>		<b>327</b>	<b>398</b>	<b>347</b>	<b>481</b>	<b>481</b>	<b>481</b>
<b>OTHER REVENUE</b>							
8211006	4701 Other Misc Revenue	0	0	0	0	0	0
<b>Total Other Revenue</b>		<b>0</b>	<b>0</b>	<b>0</b>	<b>0</b>	<b>0</b>	<b>0</b>
<b>TOTAL VITAL STATISTICS FUND FINANCING</b>		<b>327</b>	<b>398</b>	<b>347</b>	<b>481</b>	<b>481</b>	<b>481</b>
<b>Laboratory Fees</b>							
<b>REVENUE FROM USE OF MONEY &amp; PROPERTY</b>							
8267650	4201 Interest	0	0	0	0	0	0
<b>Total Rev from Use of Money &amp; Property</b>		<b>0</b>	<b>0</b>	<b>0</b>	<b>0</b>	<b>0</b>	<b>0</b>
<b>FINES AND FORFEITURES</b>							
8267650	4151	706	382	448	1,093	1,093	1,093
<b>Total Fines and Forfeitures</b>		<b>706</b>	<b>382</b>	<b>448</b>	<b>1,093</b>	<b>1,093</b>	<b>1,093</b>
<b>OTHER REVENUE</b>							
8267650	4701 Other Misc Revenue	0	0	0	0	0	0
<b>Total Other Revenue</b>		<b>0</b>	<b>0</b>	<b>0</b>	<b>0</b>	<b>0</b>	<b>0</b>
<b>TOTAL LABORATORY FEES FUND FINANCING</b>		<b>706</b>	<b>382</b>	<b>448</b>	<b>1,093</b>	<b>1,093</b>	<b>1,093</b>
<b>Alcohol Programs Law Enfocment</b>							
<b>REVENUE FROM USE OF MONEY &amp; PROPERTY</b>							
8277680	4201 Interest	13	0	0	11	11	11
8277700	4201 Interest	100	0	0	12	12	12
<b>Total Rev from Use of Money &amp; Property</b>		<b>113</b>	<b>0</b>	<b>0</b>	<b>23</b>	<b>23</b>	<b>23</b>
<b>FINES AND FORFEITURES</b>							
8277680	4151 Fines	561	708	1,095	232	232	232
8277700	4151 Fines	0	0	0	15	15	15
<b>Total Fines and Forfeitures</b>		<b>561</b>	<b>708</b>	<b>1,095</b>	<b>247</b>	<b>247</b>	<b>247</b>
<b>OTHER REVENUE</b>							
8277680	4701 Other Misc Revenue	0	0	0	0	0	0
8277700	4701 Other Misc Revenue	0	0	0	0	0	0
<b>Total Other Revenue</b>		<b>0</b>	<b>0</b>	<b>0</b>	<b>0</b>	<b>0</b>	<b>0</b>
<b>TOTAL AUTOMATED WARRANT FUND FINANCING</b>		<b>674</b>	<b>708</b>	<b>1,095</b>	<b>270</b>	<b>270</b>	<b>270</b>

COUNTY OF SIERRA  
STATE OF CALIFORNIA

FISCAL YEAR 2014-15  
DETAIL OF ADDITIONAL FINANCING SOURCES BY FUND AND ACCOUNT  
GOVERNMENTAL FUNDS

DESCRIPTION	2011-12 ACTUAL	2012-13 ACTUAL	2013-14 ACTUAL	2013-14 ADOPTED	2014-15 RECOMMENDED	2014-15 ADOPTED
(1)	(3)	(4)	(5)	(7)	(6)	(7)

**Alcoholo Programs Education & Treatment**

PC 1463.25, H&S 11802, Res. 1992-358  
PC 1463.16, Res. 1992-357

**REVENUE FROM USE OF MONEY & PROPERTY**

8277690 4201 Interest	57	0	0		0	
8277670 4201 Interest	41	0	0	10	10	10
<b>Total Rev from Use of Money &amp; Property</b>	<b>98</b>	<b>0</b>	<b>0</b>	<b>10</b>	<b>10</b>	<b>10</b>

**FINES AND FORFEITURES**

8277690 4151	424	244	367	612	612	612
8277670 4151 Fines	420	284	361	635	635	635
<b>Total Fines and Forfeitures</b>	<b>844</b>	<b>528</b>	<b>728</b>	<b>1,247</b>	<b>1,247</b>	<b>1,247</b>

**OTHER REVENUE**

8277690 4701 Other Misc Revenue	0	0	0	0	0	0
<b>Total Other Revenue</b>	<b>0</b>	<b>0</b>	<b>0</b>	<b>0</b>	<b>0</b>	<b>0</b>

**TOTAL AUTOMATED FINGERPRINTING ID FUND FINANCING**

	<b>942</b>	<b>528</b>	<b>728</b>	<b>1,257</b>	<b>1,257</b>	<b>1,257</b>
--	------------	------------	------------	--------------	--------------	--------------

**COPS County**

**STATE AID**

8300000 4366	117,827	76,930	108,258	110,000	110,000	110,000
8307840 4366	116,819	75,952	107,229	100,000	100,000	100,000
8307850 4366	0	0	0			
8491002 4366	7,205	7,341	9,350	4,400	4,400	4,400
8641001 4366	742	978	1,029	700	700	700
<b>Total State Aid</b>	<b>242,593</b>	<b>161,202</b>	<b>225,865</b>	<b>215,100</b>	<b>215,100</b>	<b>215,100</b>

**OTHER REVENUE**

8300000 4701 Other Misc Revenue	0	0	0	0	0	0
<b>Total Other Revenue</b>	<b>0</b>	<b>0</b>	<b>0</b>	<b>0</b>	<b>0</b>	<b>0</b>

**TOTAL COPS COUNTY FUND FINANCING**

	<b>242,593</b>	<b>161,202</b>	<b>225,865</b>	<b>215,100</b>	<b>215,100</b>	<b>215,100</b>
--	----------------	----------------	----------------	----------------	----------------	----------------



COUNTY OF SIERRA  
STATE OF CALIFORNIA  
FISCAL YEAR 2014-15  
DETAIL OF ADDITIONAL FINANCING SOURCES BY FUND AND ACCOUNT  
GOVERNMENTAL FUNDS

DESCRIPTION		2011-12	2012-13	2013-14	2013-14	2014-15	2014-15
(1)	(2)	ACTUAL	ACTUAL	ACTUAL	ADOPTED	RECOMMENDED	ADOPTED
		(3)	(4)	(5)	(7)	(6)	(7)
<b>Rural Crime Prevention</b>							
<b>REVENUE FROM USE OF MONEY &amp; PROPERTY</b>							
8340000	4201 Interest	796	0	0		0	
<b>Total Rev from Use of Money &amp; Property</b>		<b>796</b>	<b>0</b>	<b>0</b>	<b>0</b>	<b>0</b>	<b>0</b>
<b>STATE AID</b>							
8340000	4367	403,197	557,111	565,315	500,000	500,000	500,000
<b>Total State Aid</b>		<b>403,197</b>	<b>557,111</b>	<b>565,315</b>	<b>500,000</b>	<b>500,000</b>	<b>500,000</b>
<b>OTHER REVENUE</b>							
8340000	4701 Other Misc Revenue	0	0	0	0	0	0
<b>Total Other Revenue</b>		<b>0</b>	<b>0</b>	<b>0</b>	<b>0</b>	<b>0</b>	<b>0</b>
<b>TOTAL RURAL CRIME PREVENTION FUND FINANCING</b>		<b>403,994</b>	<b>557,111</b>	<b>565,315</b>	<b>500,000</b>	<b>500,000</b>	<b>500,000</b>
<b>Local Community Corrections</b>							
<b>REVENUE FROM USE OF MONEY &amp; PROPERTY</b>							
8140000	4201 Interest	351	(13)	0		0	
<b>Total Rev from Use of Money &amp; Property</b>		<b>351</b>	<b>(13)</b>	<b>0</b>	<b>0</b>	<b>0</b>	<b>0</b>
<b>STATE AID</b>							
8130000	4374 Realignment	270,015	292,716	129,319	216,365	216,365	216,365
8134100	4374 Youth Offender Grant				117,000	117,000	117,000
<b>Total State Aid</b>		<b>270,015</b>	<b>292,716</b>	<b>129,319</b>	<b>333,365</b>	<b>333,365</b>	<b>333,365</b>
<b>TOTAL LOCAL COMM. CORRECTIONS FUND FINANCING</b>		<b>270,366</b>	<b>292,703</b>	<b>129,319</b>	<b>333,365</b>	<b>333,365</b>	<b>333,365</b>

COUNTY OF SIERRA  
STATE OF CALIFORNIA  
FISCAL YEAR 2014-15  
DETAIL OF ADDITIONAL FINANCING SOURCES BY FUND AND ACCOUNT  
GOVERNMENTAL FUNDS

DESCRIPTION		2011-12	2012-13	2013-14	2013-14	2014-15	2014-15
(1)	(2)	ACTUAL	ACTUAL	ACTUAL	ADOPTED	RECOMMENDED	ADOPTED
		(3)	(4)	(5)	(7)	(6)	(7)
<b>Domestic Violence</b>							
<b>REVENUE FROM USE OF MONEY &amp; PROPERTY</b>							
8491001	4201 Interest	80	0	0		0	
<b>Total Rev from Use of Money &amp; Property</b>		<b>80</b>	<b>0</b>	<b>0</b>	<b>0</b>	<b>0</b>	<b>0</b>
<b>STATE AID</b>							
8491001	4366	0	0	0			
<b>Total State Aid</b>		<b>0</b>	<b>0</b>	<b>0</b>	<b>0</b>	<b>0</b>	<b>0</b>
<b>OTHER REVENUE</b>							
8491001	4701 Other Misc Revenue	276	299	253	0	0	0
<b>Total Other Revenue</b>		<b>276</b>	<b>299</b>	<b>253</b>	<b>0</b>	<b>0</b>	<b>0</b>
<b>TOTAL DOMESTIC VIOLENCE FUND FINANCING</b>		<b>356</b>	<b>299</b>	<b>253</b>	<b>0</b>	<b>0</b>	<b>0</b>
<b>Juvenile Justice</b>							
<b>REVENUE FROM USE OF MONEY &amp; PROPERTY</b>							
8491002	4201 Interest	48	0	0		0	
<b>Total Rev from Use of Money &amp; Property</b>		<b>48</b>	<b>0</b>	<b>0</b>	<b>0</b>	<b>0</b>	<b>0</b>
<b>STATE AID</b>							
8491002	4366	7,205	7,341	9,350			
<b>Total State Aid</b>		<b>7,205</b>	<b>7,341</b>	<b>9,350</b>	<b>0</b>	<b>0</b>	<b>0</b>
<b>OTHER REVENUE</b>							
8491002	4701 Other Misc Revenue	0	3,324	0	0	0	0
<b>Total Other Revenue</b>		<b>0</b>	<b>3,324</b>	<b>0</b>	<b>0</b>	<b>0</b>	<b>0</b>
<b>TOTAL DOMESTIC VIOLENCE FUND FINANCING</b>		<b>7,252</b>	<b>10,665</b>	<b>9,350</b>	<b>0</b>	<b>0</b>	<b>0</b>

COUNTY OF SIERRA  
STATE OF CALIFORNIA  
FISCAL YEAR 2014-15  
DETAIL OF ADDITIONAL FINANCING SOURCES BY FUND AND ACCOUNT  
GOVERNMENTAL FUNDS

DESCRIPTION		2011-12	2012-13	2013-14	2013-14	2014-15	2014-15
(1)	(2)	ACTUAL	ACTUAL	ACTUAL	ADOPTED	RECOMMENDED	ADOPTED
		(3)	(4)	(5)	(7)	(6)	(7)
<b>Fire Safe</b>							
<b>REVENUE FROM USE OF MONEY &amp; PROPERTY</b>							
8509810	4201 Interest	127	0	0		0	
8509811	4201 Interest	718	0	0		0	
<b>Total Rev from Use of Money &amp; Property</b>		<b>845</b>	<b>0</b>	<b>0</b>	<b>0</b>	<b>0</b>	<b>0</b>
<b>FEDERAL AID</b>							
8509810	4278 Rural Schools	0	0	0	0	0	0
8509811	4278 Rural Schools	38,730	34,685	31,248		0	
<b>Total Federal Aid</b>		<b>38,730</b>	<b>34,685</b>	<b>31,248</b>	<b>0</b>	<b>0</b>	<b>0</b>
<b>OTHER REVENUE</b>							
8509810	4701 Other Misc Revenue	0	0	0	0	0	0
8509811	4701 Other Misc Revenue	0	0	0		0	
<b>Total Other Revenue</b>		<b>0</b>	<b>0</b>	<b>0</b>	<b>0</b>	<b>0</b>	<b>0</b>
<b>TOTAL Fire Safe FUND FINANCING</b>		<b>39,575</b>	<b>34,685</b>	<b>31,248</b>	<b>0</b>	<b>0</b>	<b>0</b>
<b>Office of Emergency Services</b>							
<b>REVENUE FROM USE OF MONEY &amp; PROPERTY</b>							
8510000	4201 Interest	2,279	967	1,116			
<b>Total Rev from Use of Money &amp; Property</b>		<b>2,279</b>	<b>967</b>	<b>1,116</b>	<b>0</b>	<b>0</b>	<b>0</b>
<b>FEDERAL AID</b>							
8510000	4286 FEDERAL AID GRANTS	270,775	186,817	0	236,563	236,563	313,063
<b>Total State Aid</b>		<b>270,775</b>	<b>186,817</b>	<b>0</b>	<b>236,563</b>	<b>236,563</b>	<b>313,063</b>
<b>OTHER REVENUE</b>							
8510000	4701 Other Misc Revenue	0	1	0	0	0	0
<b>Total Other Revenue</b>		<b>0</b>	<b>1</b>	<b>0</b>	<b>0</b>	<b>0</b>	<b>0</b>
<b>TOTAL OFFICE OF EMERGENCY SERVICES FUND FINANCING</b>		<b>273,054</b>	<b>187,785</b>	<b>1,116</b>	<b>236,563</b>	<b>236,563</b>	<b>313,063</b>

COUNTY OF SIERRA  
STATE OF CALIFORNIA  
FISCAL YEAR 2014-15  
DETAIL OF ADDITIONAL FINANCING SOURCES BY FUND AND ACCOUNT  
GOVERNMENTAL FUNDS

DESCRIPTION		2011-12	2012-13	2013-14	2013-14	2014-15	2014-15
(1)	(2)	ACTUAL	ACTUAL	ACTUAL	ADOPTED	RECOMMENDED	ADOPTED
		(3)	(4)	(5)	(7)	(6)	(7)
<b>SEARCH &amp; RESCUE</b>							
<b>REVENUE FROM USE OF MONEY &amp; PROPERTY</b>							
8520000	4201 Interest	7	0	0			
<b>Total Rev from Use of Money &amp; Property</b>		<b>7</b>	<b>0</b>	<b>0</b>	<b>0</b>	<b>0</b>	<b>0</b>
<b>State Aid</b>							
8520000	4814	0	0	0		0	
<b>Total State Aid</b>		<b>0</b>	<b>0</b>	<b>0</b>	<b>0</b>	<b>0</b>	<b>0</b>
<b>OTHER REVENUE</b>							
8520000	4401 Other Misc Revenue	0	0	0		0	
<b>Total Other Revenue</b>		<b>0</b>	<b>0</b>	<b>0</b>	<b>0</b>	<b>0</b>	<b>0</b>
<b>TOTAL SURCH &amp; RESCUE FUND FINANCING</b>		<b>7</b>	<b>0</b>	<b>0</b>	<b>0</b>	<b>0</b>	<b>0</b>
<b>Transportation Planning</b>							
<b>REVENUE FROM USE OF MONEY &amp; PROPERTY</b>							
8530000	4201 Interest	6	0	0		0	
<b>Total Rev from Use of Money &amp; Property</b>		<b>6</b>	<b>0</b>	<b>0</b>	<b>0</b>	<b>0</b>	<b>0</b>
<b>STATE AID</b>							
8530000	4355	243,745	124,145	174,875	56,000	112,000	112,000
<b>Total State Aid</b>		<b>243,745</b>	<b>124,145</b>	<b>174,875</b>	<b>56,000</b>	<b>112,000</b>	<b>112,000</b>
<b>OTHER REVENUE</b>							
8530000	4701 Other Misc Revenue	0	(0)	0	0	0	0
8530000	4711 Transfers	500	0	0			
<b>Total Other Revenue</b>		<b>500</b>	<b>0</b>	<b>0</b>	<b>0</b>	<b>0</b>	<b>0</b>
<b>TOTAL TRANSPORTATION PLANNING FUND FINANCING</b>		<b>244,251</b>	<b>124,145</b>	<b>174,875</b>	<b>56,000</b>	<b>112,000</b>	<b>112,000</b>
Memo: Transfers In						0	0

COUNTY OF SIERRA  
STATE OF CALIFORNIA  
FISCAL YEAR 2014-15  
DETAIL OF ADDITIONAL FINANCING SOURCES BY FUND AND ACCOUNT  
GOVERNMENTAL FUNDS

DESCRIPTION		2011-12	2012-13	2013-14	2013-14	2014-15	2014-15
(1)	(2)	ACTUAL	ACTUAL	ACTUAL	ADOPTED	RECOMMENDED	ADOPTED
		(3)	(4)	(5)	(7)	(6)	(7)
<b>State Transit</b>							
<b>REVENUE FROM USE OF MONEY &amp; PROPERTY</b>							
8540000	4201 Interest	106	55	65	5	5	5
<b>Total Rev from Use of Money &amp; Property</b>		<b>106</b>	<b>55</b>	<b>65</b>	<b>5</b>	<b>5</b>	<b>5</b>
<b>STATE AID</b>							
8540000	4355 Misc	0	0	0	16,359	16,359	16,359
8540000	4378	0	0	0			
<b>Total State Aid</b>		<b>0</b>	<b>0</b>	<b>0</b>	<b>16,359</b>	<b>16,359</b>	<b>16,359</b>
<b>OTHER REVENUE</b>							
8540000	4701 Other Misc Revenue	17,200	17,577	12,649	0	0	0
<b>Total Other Revenue</b>		<b>17,200</b>	<b>17,577</b>	<b>12,649</b>	<b>0</b>	<b>0</b>	<b>0</b>
<b>TOTAL STATE TRANSIT FUND FINANCING</b>		<b>17,306</b>	<b>17,632</b>	<b>12,714</b>	<b>16,364</b>	<b>16,364</b>	<b>16,364</b>
Memo: Transfers In						0	
<b>Local Transportation</b>							
<b>REVENUE FROM USE OF MONEY &amp; PROPERTY</b>							
8550000	4201 Interest	610	218	285	50	50	50
<b>Total Rev from Use of Money &amp; Property</b>		<b>610</b>	<b>218</b>	<b>285</b>	<b>50</b>	<b>50</b>	<b>50</b>
<b>STATE AID</b>							
8550000	4008	38,042	72,223	36,221	38,050	38,050	38,050
8550000	4355	0	0	0			
<b>Total State Aid</b>		<b>38,042</b>	<b>72,223</b>	<b>36,221</b>	<b>38,050</b>	<b>38,050</b>	<b>38,050</b>
<b>OTHER REVENUE</b>							
8550000	4701 Other Misc Revenue	0	0	0	0	0	0
<b>Total Other Revenue</b>		<b>0</b>	<b>0</b>	<b>0</b>	<b>0</b>	<b>0</b>	<b>0</b>
<b>TOTAL LOCAL TRANSPORTATION FUND FINANCING</b>		<b>38,652</b>	<b>72,441</b>	<b>36,506</b>	<b>38,100</b>	<b>38,100</b>	<b>38,100</b>
Memo: Transfers In						0	0

COUNTY OF SIERRA  
STATE OF CALIFORNIA  
FISCAL YEAR 2014-15  
DETAIL OF ADDITIONAL FINANCING SOURCES BY FUND AND ACCOUNT  
GOVERNMENTAL FUNDS

DESCRIPTION (1)	(2)	2011-12 ACTUAL (3)	2012-13 ACTUAL (4)	2013-14 ACTUAL (5)	2013-14 ADOPTED (7)	2014-15 RECOMMENDED (6)	2014-15 ADOPTED (7)
<b>Standards and Training for Corrections</b>							
<b>REVENUE FROM USE OF MONEY &amp; PROPERTY</b>							
8628750 4201 Interest		0	0	0			
<b>Total Rev from Use of Money &amp; Property</b>		<b>0</b>	<b>0</b>	<b>0</b>	<b>0</b>	<b>0</b>	<b>0</b>
<b>STATE AID</b>							
8628750 4355 Other State Aid		0	0	0	5,000	5,000	5,000
8628750 4346 Standerds and Training		3,375	1,821	39,165			
<b>Total State Aid</b>		<b>3,375</b>	<b>1,821</b>	<b>39,165</b>	<b>5,000</b>	<b>5,000</b>	<b>5,000</b>
<b>OTHER REVENUE</b>							
8628750 4701 Other Misc Revenue		0	0	0	0	0	0
8628750 4711 Transfers in		0	0	0			
<b>Total Other Revenue</b>		<b>0</b>	<b>0</b>	<b>0</b>	<b>0</b>	<b>0</b>	<b>0</b>
<b>TOTAL STANDARDS &amp; TRAINING FOR CORRECTIC FINANCING</b>		<b>3,375</b>	<b>1,821</b>	<b>39,165</b>	<b>5,000</b>	<b>5,000</b>	<b>5,000</b>
<b>Standards and Training for Probation</b>							
<b>REVENUE FROM USE OF MONEY &amp; PROPERTY</b>							
8628760 4201 Interest		0	0	0			
<b>Total Rev from Use of Money &amp; Property</b>		<b>0</b>	<b>0</b>	<b>0</b>	<b>0</b>	<b>0</b>	<b>0</b>
<b>STATE AID</b>							
8628760 4346		6,020	3,933	5,811	5,000	5,000	5,000
<b>Total State Aid</b>		<b>6,020</b>	<b>3,933</b>	<b>5,811</b>	<b>5,000</b>	<b>5,000</b>	<b>5,000</b>
<b>OTHER REVENUE</b>							
8628760 4701 Other Misc Revenue		0	0	0	0	0	0
<b>Total Other Revenue</b>		<b>0</b>	<b>0</b>	<b>0</b>	<b>0</b>	<b>0</b>	<b>0</b>
<b>TOTAL STANDARDS &amp; TRAINING FOR PROBATION FINANCING</b>		<b>6,020</b>	<b>3,933</b>	<b>5,811</b>	<b>5,000</b>	<b>5,000</b>	<b>5,000</b>

COUNTY OF SIERRA  
STATE OF CALIFORNIA  
FISCAL YEAR 2014-15  
DETAIL OF ADDITIONAL FINANCING SOURCES BY FUND AND ACCOUNT  
GOVERNMENTAL FUNDS

DESCRIPTION	2011-12 ACTUAL	2012-13 ACTUAL	2013-14 ACTUAL	2013-14 ADOPTED	2014-15 RECOMMENDED	2014-15 ADOPTED
(1)	(3)	(4)	(5)	(7)	(6)	(7)
<b>Criminal Justice Facilities</b>						
Gov. Code 76101, Res. 1982-1, Res. 1991-343						
<b>REVENUE FROM USE OF MONEY &amp; PROPERTY</b>						
8633010 4201 Interest	0	0	0			
<b>Total Rev from Use of Money &amp; Property</b>	<b>0</b>	<b>0</b>	<b>0</b>	<b>0</b>	<b>0</b>	<b>0</b>
<b>FINES &amp; FORFEITURES</b>						
8633010 4151	0	0	0	20,000	20,000	20,000
<b>Total Fines &amp; Forfeitures</b>	<b>0</b>	<b>0</b>	<b>0</b>	<b>20,000</b>	<b>20,000</b>	<b>20,000</b>
<b>OTHER REVENUE</b>						
8633010 4701 Other Misc Revenue	0	0	0	0	0	0
<b>Total Other Revenue</b>	<b>0</b>	<b>0</b>	<b>0</b>	<b>0</b>	<b>0</b>	<b>0</b>
<b>TOTAL CRIMINAL JUSTICE FACILITIES FUND FINANCING</b>	<b>0</b>	<b>0</b>	<b>0</b>	<b>20,000</b>	<b>20,000</b>	<b>20,000</b>

COUNTY OF SIERRA  
STATE OF CALIFORNIA  
FISCAL YEAR 2014-15  
DETAIL OF ADDITIONAL FINANCING SOURCES BY FUND AND ACCOUNT  
GOVERNMENTAL FUNDS

DESCRIPTION (1)	(2)	2011-12 ACTUAL (3)	2012-13 ACTUAL (4)	2013-14 ACTUAL (5)	2013-14 ADOPTED (7)	2014-15 RECOMMENDED (6)	2014-15 ADOPTED (7)
<b>Tax Collection Cost</b>		R&T Code 4710, Res. 1992-363					
<b>REVENUE FROM USE OF MONEY &amp; PROPERTY</b>							
8673001	4201 Interest	0	0	0			
<b>Total Rev from Use of Money &amp; Property</b>		<b>0</b>	<b>0</b>	<b>0</b>	<b>0</b>	<b>0</b>	<b>0</b>
<b>PROPERTY TAXES</b>							
8673001	4070	0	0	0	1,000	1,000	1,000
<b>Total Property Tax</b>		<b>0</b>	<b>0</b>	<b>0</b>	<b>1,000</b>	<b>1,000</b>	<b>1,000</b>
<b>OTHER REVENUE</b>							
8673001	4701 Other Misc Revenue	0	0	0	0	0	0
<b>Total Other Revenue</b>		<b>0</b>	<b>0</b>	<b>0</b>	<b>0</b>	<b>0</b>	<b>0</b>
<b>TOTAL TAX COLLECTION COST FUND FINANCING</b>		<b>0</b>	<b>0</b>	<b>0</b>	<b>1,000</b>	<b>1,000</b>	<b>1,000</b>
<b>Supplemental Roll Administration</b>		R&T Code 75.60, Res. 1987-035					
<b>REVENUE FROM USE OF MONEY &amp; PROPERTY</b>							
8698850	4201 Interest	2	0	0			
8698860	4201 Interest	30	0	0			
8698870	4201 Interest	4	0	0			
<b>Total Rev from Use of Money &amp; Property</b>		<b>36</b>	<b>0</b>	<b>0</b>	<b>0</b>	<b>0</b>	<b>0</b>
<b>PROPERTY TAXES</b>							
8698850	4504 Tax Roll Charge	448	472	3,067	217	217	217
8698860	4504 Tax Roll Charge	1,418	1,471	9,568	1,600	1,600	2,500
8698870	4504 Tax Roll Charge	226	230	1,498	200	200	200
<b>Total PROPERTY TAXES</b>		<b>2,092</b>	<b>2,173</b>	<b>14,133</b>	<b>2,017</b>	<b>2,017</b>	<b>2,917</b>
<b>OTHER REVENUE</b>							
8698850	4701 Other Misc Revenue	0	0	0	0	0	0
8698860	4701 Other Misc Revenue	0	0	0	0	0	0
8698870	4701 Other Misc Revenue	0	0	0	0	0	0
<b>Total Other Revenue</b>		<b>0</b>	<b>0</b>	<b>0</b>	<b>0</b>	<b>0</b>	<b>0</b>
<b>TOTAL SUPPLEMENTAL ROLL FUND FINANCING</b>		<b>2,129</b>	<b>2,173</b>	<b>14,133</b>	<b>2,017</b>	<b>2,017</b>	<b>2,917</b>



COUNTY OF SIERRA  
STATE OF CALIFORNIA  
FISCAL YEAR 2014-15  
DETAIL OF ADDITIONAL FINANCING SOURCES BY FUND AND ACCOUNT  
GOVERNMENTAL FUNDS

DESCRIPTION		2011-12	2012-13	2013-14	2013-14	2014-15	2014-15
(1)	(2)	ACTUAL	ACTUAL	ACTUAL	ADOPTED	RECOMMENDED	ADOPTED
		(3)	(4)	(5)	(7)	(6)	(7)
<b>Assessor's Reproduction Costs Trust</b>		R&T Code 408.3 © & 409, Res. 1992-356					
<b>REVENUE FROM USE OF MONEY &amp; PROPERTY</b>							
8760000	4201 Interest	25	0	0			
<b>Total Rev from Use of Money &amp; Property</b>		<b>25</b>	<b>0</b>	<b>0</b>	<b>0</b>	<b>0</b>	<b>0</b>
<b>CHARGES FOR SERVICES</b>							
8760000	4523	0	0	0	0	0	0
<b>Total State Aid</b>		<b>0</b>	<b>0</b>	<b>0</b>	<b>0</b>	<b>0</b>	<b>0</b>
<b>OTHER REVENUE</b>							
8760000	4701 Other Misc Revenue	4,046	7,985	5,400	5,600	5,600	4,000
8760000	4711	0	0	0			
<b>Total Other Revenue</b>		<b>4,046</b>	<b>7,985</b>	<b>5,400</b>	<b>5,600</b>	<b>5,600</b>	<b>4,000</b>
<b>TOTAL ASSESSOR'S REPROTECTION FUND FINANCING</b>		<b>4,071</b>	<b>7,985</b>	<b>5,400</b>	<b>5,600</b>	<b>5,600</b>	<b>4,000</b>
<b>GIS Reproduction Cost</b>		Res. 2005-016					
<b>REVENUE FROM USE OF MONEY &amp; PROPERTY</b>							
8770000	4201 Interest	49	0	0	0	0	0
<b>Total Rev from Use of Money &amp; Property</b>		<b>49</b>	<b>0</b>	<b>0</b>	<b>0</b>	<b>0</b>	<b>0</b>
<b>CHARGES FOR SERVICES</b>							
8770000	4566	0	0	0	0	0	0
<b>Total State Aid</b>		<b>0</b>	<b>0</b>	<b>0</b>	<b>0</b>	<b>0</b>	<b>0</b>
<b>OTHER REVENUE</b>							
8770000	4701 Other Misc Revenue	542	0	0		0	
<b>Total Other Revenue</b>		<b>542</b>	<b>0</b>	<b>0</b>	<b>0</b>	<b>0</b>	<b>0</b>
<b>TOTAL GIS REPRODUCTION FUND FINANCING</b>		<b>591</b>	<b>0</b>	<b>0</b>	<b>0</b>	<b>0</b>	<b>0</b>

COUNTY OF SIERRA  
STATE OF CALIFORNIA

FISCAL YEAR 2014-15

SUMMARY OF COUNTY FINANCING REQUIREMENTS BY FUNCTION & FUND

DESCRIPTION (1)	2011-12 ACTUAL (2)	2012-13 ACTUAL (3)	2013-14 ACTUAL (4)	2013-14 ADOPTED	2014-15 RECOMMENDED (5)	2014-15 ADOPTED (6)
<b>SUMMARIZATION BY FUNCTION</b>						
General	2,454,335	2,401,356	2,296,853	2,601,479	2,362,384	2,430,319
Public Protection	4,950,367	5,333,022	4,450,786	5,524,018	5,675,455	5,867,117
Public Ways & facilities	4,026,320	4,760,502	5,701,583	6,153,060	6,083,241	6,109,895
Health & Sanitation	3,714,087	2,584,051	2,641,698	3,192,781	3,210,201	3,236,851
Public Assistance	2,310,282	2,172,050	1,915,238	2,795,060	2,797,458	2,729,309
Education	47,952	45,336	40,169	46,703	45,950	45,950
Recreation	282,009	255,179	310,701	458,160	234,083	234,083
Transfers	4,625,697	5,095,963	4,702,095	4,472,963	4,798,283	6,126,112
Debt Service	4,629,264	545,558	548,438	551,087	559,100	559,100
Capital Projects	0	0	0	0	0	0
<b>Total Specific Financing Uses</b>	<b>27,040,312</b>	<b>23,193,018</b>	<b>22,607,562</b>	<b>25,795,312</b>	<b>25,766,156</b>	<b>27,338,734</b>
<b>APPROPRIATION FOR CONTINGENCIES</b>						
General Fund	100,000	100,000	100,000	61,000	36,401	100,000
Road Fund						
Solid Waste Fund	61	0	0	0	0	0
<b>Total Contingencies</b>	<b>100,061</b>	<b>100,000</b>	<b>100,000</b>	<b>61,000</b>	<b>36,401</b>	<b>100,000</b>
<b>Sub-total Financing Uses</b>	<b>27,140,373</b>	<b>23,293,018</b>	<b>22,707,562</b>	<b>25,856,312</b>	<b>25,802,557</b>	<b>27,438,734</b>
<b>PROVISIONS FOR RESERVES &amp; DESIGNATIONS:</b>						
Reserves:						
General Fund						
<b>Total Reserves</b>	<b>0</b>	<b>0</b>	<b>0</b>	<b>0</b>	<b>0</b>	<b>0</b>
Designations:						
General Fund -						
General Fund - Road						
General Fund - Litigation		50,000				
General Fund - EIR/Litigation		100,000				
General Fund - Court Audit						
General Fund - Health Insurance						
General Fund - Tobacco						
General Fund - Rest Stop						
General Fund - Encumbrances					0	0
Road Fund -						
Road Fund - Exchange Dollars	494,178				0	0
Road Fund -					0	0
Road Fund - Encumbrances					0	0
Social Services - Health Insurance					0	0
Social Services - Encumbrances					0	0
Social Services - Mental Health	300,000				0	0
<b>Total Designations</b>	<b>794,178</b>	<b>150,000</b>	<b>0</b>	<b>0</b>	<b>0</b>	<b>0</b>
<b>Total Reserves &amp; Designations</b>	<b>794,178</b>	<b>150,000</b>	<b>0</b>	<b>0</b>	<b>0</b>	<b>0</b>
<b>Total Financing Uses</b>	<b>27,934,551</b>	<b>23,443,018</b>	<b>22,707,562</b>	<b>25,856,312</b>	<b>25,802,557</b>	<b>27,438,734</b>

COUNTY OF SIERRA  
STATE OF CALIFORNIA

FISCAL YEAR 2014-15

SUMMARY OF USE BY BUDGET UNIT

DESCRIPTION (1)	2011-12 ACTUAL (2)	2012-13 ACTUAL (3)	2013-14 ACTUAL (4)	2013-14 ADOPTED	2014-15 RECOMMENDED (5)	2014-15 ADOPTED (6)
<b>SUMMARIZATION BY FUND</b>						
General Fund 001	7,266,800	6,934,642	6,743,987	7,537,478	7,491,306	7,594,556
Parks & Recreation 708	282,009	255,179	310,701	458,160	234,083	234,083
Road Fund 031	3,646,844	4,538,770	5,482,786	5,886,761	5,893,456	5,920,111
Public Health	1,101,302	1,099,054	1,074,639	1,373,742	1,329,465	1,333,383
Mental Health	2,612,785	1,484,997	1,567,059	1,819,039	1,880,737	1,903,467
Social Services	2,211,460	2,079,192	1,852,443	2,727,304	2,727,620	2,671,890
Fish & Game Fund 071	2,868	15,628	1,293	2,062	2,062	2,062
Predator Control Fund 077	-30	-57	0	501	501	501
Tax type funds	12,213	8,888	8,309	16,255	17,281	28,708
Transportation Type Funds	345,216	184,731	193,338	239,704	143,706	143,706
Various minor funds	6,144	18,066	8,333	66,650	48,748	48,748
Safety Type Funds	297,778	931,560	114,142	643,606	639,807	772,307
Transfers	4,625,697	5,095,963	4,702,095	4,472,963	4,798,283	6,126,112
Debt Service	4,629,225	546,406	548,438	551,087	559,100	559,100
Capital Projects	0	0	0	0	0	0
<b>Total Financing Requirements</b>	<b>27,040,312</b>	<b>23,193,018</b>	<b>22,607,562</b>	<b>25,795,312</b>	<b>25,766,156</b>	<b>27,338,734</b>
	0	0	0	0	0	0

COUNTY OF SIERRA  
STATE OF CALIFORNIA

FISCAL YEAR 2014-15

COUNTY SPECIFIC FINANCING USES  
BY BUDGET UNIT BY FUNCTION AND ACTIVITY

BUDGET UNITS Grouped by Function & Activity	2011-12 ACTUAL (2)	2012-13 ACTUAL (3)	2013-14 ACTUAL (4)	2013-14 ADOPTED	2014-15 RECOMMENDED (5)	2014-15 ADOPTED (6)
<b>GENERAL GOVERNMENT</b>						
Legislative & Administrative						
001-5010 Board of Supervisors	294,274	326,420	334,863	326,044	316,307	324,047
001-5030 Annual Audit	21,590	13,750	13,750	25,000	15,000	15,000 *
<b>Total Leg &amp; Admin</b>	<b>315,864</b>	<b>340,170</b>	<b>348,613</b>	<b>351,044</b>	<b>331,307</b>	<b>339,047</b>
Finance						
001-5020 Assessor	465,229	473,746	486,487	478,316	454,427	454,427
001-5040 Auditor	379,852	349,725	307,344	316,153	319,514	319,514
001-5050 Treasurer-Tax Collector	279,462	280,636	239,099	254,181	246,513	240,390
001-5092 Misc Rebates & Refunds	5,953	2,336	4,394	1,783	1,811	1,811 *
867 Tax Collection Cost Trust	0	0	0	4,000	4,000	4,000
869 Supplemental Roll Admin.	6,639	7,559	3,721	9,255	9,541	9,540
876 Assessor's Reproduction Costs	5,573	1,329	4,588	3,000	3,741	15,168
<b>Total Finance</b>	<b>1,142,709</b>	<b>1,115,329</b>	<b>1,045,633</b>	<b>1,066,688</b>	<b>1,039,545</b>	<b>1,044,850</b>
Elections						
001-5200 Elections	26,127	18,412	23,096	26,838	26,155	26,155
<b>Total Elections</b>	<b>26,127</b>	<b>18,412</b>	<b>23,096</b>	<b>26,838</b>	<b>26,155</b>	<b>26,155</b>
Property Management						
001-5280 Plant Maintenance - Downieville	217,433	224,943	210,535	224,430	226,319	224,675
<b>Total Property Management</b>	<b>217,433</b>	<b>224,943</b>	<b>210,535</b>	<b>224,430</b>	<b>226,319</b>	<b>224,675</b>
Economic Development						
001-5160 Economic Development	50,806	41,025	38,798	41,422	40,942	44,362
<b>Total Promotions</b>	<b>50,806</b>	<b>41,025</b>	<b>38,798</b>	<b>41,422</b>	<b>40,942</b>	<b>44,362</b>
Other General						
001-5060 County Counsel	326,738	239,564	238,880	281,554	281,554	281,554
001-5100 Insurance	23,132	50,896	57,569	56,885	69,748	69,749 *
001-5150 Contributions to Others	74,212	116,295	67,936	255,714	49,657	49,657
001-5260 Central Services	37,223	35,759	26,049	39,600	59,261	61,261 *
001-5261 Information Services	208,904	195,735	217,750	217,750	216,529	267,642
001-5290 County Engineer	25,724	18,318	16,444	20,003	20,829	20,829
001-5940 AB8 Equalization	5,463	4,909	5,551	19,551	537	537
<b>Total Other General</b>	<b>701,396</b>	<b>661,476</b>	<b>630,179</b>	<b>891,058</b>	<b>698,115</b>	<b>751,229</b>
<b>TOTAL GENERAL GOVERNMENT</b>	<b>2,454,335</b>	<b>2,401,356</b>	<b>2,296,853</b>	<b>2,601,479</b>	<b>2,362,384</b>	<b>2,430,319</b>

\* These General Fund Departments are funded from non Board-controlled funds, have set contracts or are driven by cost. i.e. Phone, Electric, Gas bills.

COUNTY OF SIERRA  
STATE OF CALIFORNIA

FISCAL YEAR 2014-15

COUNTY SPECIFIC FINANCING USES  
BY BUDGET UNIT BY FUNCTION AND ACTIVITY

BUDGET UNITS Grouped by Function & Activity	2011-12 ACTUAL (2)	2012-13 ACTUAL (3)	2013-14 ACTUAL (4)	2013-14 ADOPTED	2014-15 RECOMMENDED (5)	2014-15 ADOPTED (6)
<b>PUBLIC PROTECTION</b>						
Judicial						
001-5360 Courts Enhanced Collections	91,660	85,938	92,610	85,246	99,092	99,092 *
001-5370 District Attorney	276,204	265,613	222,221	241,544	243,385	243,385
001-5380 Public Defender	81,270	96,814	88,805	95,031	100,013	100,013 *
001-5390 Law Library	1,969	1,236	1,269	1,269	187	187 *
001-5400 Grand Jury	10,478	6,028	10,798	6,395	15,436	15,436 *
001-5430 Clerk-Recorder	314,263	365,058	349,539	346,497	349,986	344,924
821-1001 Security Measures	0	0	0	0	0	0
821-1003 Micrographics Trust	2,364	6,122	2,428	14,754	14,618	14,618
821-1005 Recorder's Modernization	3,702	11,944	5,905	51,896	34,130	34,130
821-1006 VITAL STATISTICS	78	0	0	0	0	0
<b>Total Judicial</b>	<b>781,988</b>	<b>838,752</b>	<b>773,574</b>	<b>842,632</b>	<b>856,847</b>	<b>851,784</b>
Police Protection						
001-5450 Sheriff-Coroner	2,294,735	2,220,703	2,225,374	2,408,332	2,591,650	2,576,123
001-5460 Marine Patrol	45,706	23,413	25,588	53,094	51,983	51,983 *
001-5470 ADA Grant	122,182	80,366	88,403	113,067	142,092	142,092 *
001-5475 Cal-MMETT Grant	0	1,810	1,969	5,017	17,934	17,934 *
836-0000 1/2 Cent Sales Tax for Safety	0	0	0	0	0	0
821-1004 Peace Officers Training	0	0	0	0	0	0
826-7650 LABRITORY FEES - DRUG TESTING	680	565	560	637	637	637
827-7680 Automated Warrant System	2	0	0	0	0	0
827-7700 Automated Fingerprinting Identification Syst	18	0	0	0	0	0
830-0000 COPS Program County	53	11,864	0	20,000	20,000	20,000
830-7840 COPS Program City	37	0	0	466	0	0
8133000 D.A. & P.A. Realignment	27	0	0	32,000	32,000	32,000
8132000 Court Security Realignment	39,033	0	0	0	0	0
834 Rural Law Enforcement	20,501	31,878	0	24,782	17,404	17,404
<b>Total Police Protection</b>	<b>2,522,972</b>	<b>2,370,599</b>	<b>2,341,893</b>	<b>2,657,395</b>	<b>2,873,700</b>	<b>2,858,173</b>
Detention & Correction						
001-5480 Jail	157,416	159,058	182,668	182,499	179,785	179,785
001-5490 Probation	442,765	393,526	402,288	448,657	552,742	500,777
813 Realignment Corrections	78,122	788,930	0	130,301	134,317	134,317
818 DNA	265	4,443	327	1,650	1,678	1,678
862 Standards and Training for Corrections	656	23,473	44,120	10,000	10,000	10,000
<b>Total Detention &amp; Correction</b>	<b>679,225</b>	<b>1,369,430</b>	<b>629,403</b>	<b>773,107</b>	<b>878,522</b>	<b>826,558</b>
Protection Inspection						
001-5520 Building Inspection	201,275	205,816	203,926	224,525	196,795	192,011
001-5530 Ag Commissioner	40,247	45,078	33,013	46,346	45,917	45,917 *
863 Criminal Justice Facilities	24,629	20,629	12,405	60,433	60,433	60,433
<b>Total Protection Inspection</b>	<b>266,151</b>	<b>271,524</b>	<b>249,343</b>	<b>331,304</b>	<b>303,146</b>	<b>298,361</b>

\* These General Fund Departments are funded from non Board-controlled funds, have set contracts or are driven by cost. i.e. Phone, Electric, Gas bills.

COUNTY OF SIERRA  
STATE OF CALIFORNIA

FISCAL YEAR 2014-15

COUNTY SPECIFIC FINANCING USES  
BY BUDGET UNIT BY FUNCTION AND ACTIVITY

BUDGET UNITS Grouped by Function & Activity	2011-12 ACTUAL (2)	2012-13 ACTUAL (3)	2013-14 ACTUAL (4)	2013-14 ADOPTED	2014-15 RECOMMENDED (5)	2014-15 ADOPTED (6)
Other Protection						
001-5550 OES	76,339	103,072	107,418	107,464	60,314	60,314 *
001-5560 Planning Dept	479,686	308,366	284,418	437,780	329,294	465,794
001-5570 LAFCO	916	186	371	131	-98	-98 *
001-5650 Animal Control	6,495	5,746	6,343	8,305	7,829	7,829 *
071-0000 Fish & Game	2,868	15,628	1,293	2,062	2,062	2,062
077-0000 Predator Control	-30	-57	0	501	501	501
850-9810 Old Title III	13,489	4,950	8,733	21,111	21,111	21,111
850-9811 New Title III	61,524	28,669	39,149	60,000	60,000	116,000
851 Office of Emergency Services	58,608	16,158	8,849	236,563	236,563	313,063
852 Surch & Rescue	134	0	0	44	45	45
849-1001 Domestic Vilonce	0	0	0	15,764	15,764	15,764
849-1002 Juvenile Justice	0	0	0	29,855	29,855	29,855
<b>Total Other Protection</b>	<b>700,030</b>	<b>482,718</b>	<b>456,573</b>	<b>919,579</b>	<b>763,241</b>	<b>1,032,241</b>
<b>TOTAL PUBLIC PROTECTION</b>	<b>4,950,367</b>	<b>5,333,022</b>	<b>4,450,786</b>	<b>5,524,018</b>	<b>5,675,455</b>	<b>5,867,117</b>
<b>PUBLIC WAYS &amp; FACILITIES</b>						
Public Ways & Facilities						
031-0000 Road Dept	3,152,138	2,946,684	2,438,659	2,412,475	2,419,170	2,445,825
031-0000 STP	494,706	1,592,086	3,044,127	3,474,286	3,474,286	3,474,286
001-5950 Public Works	34,259	37,001	25,460	26,595	46,078	46,078
100-1001 Capital Projects	0	0	0	0	0	0
<b>Total Public Ways</b>	<b>3,681,103</b>	<b>4,575,771</b>	<b>5,508,245</b>	<b>5,913,356</b>	<b>5,939,534</b>	<b>5,966,189</b>
Transportation Systems						
853 Transportation Planning	345,088	184,731	193,338	236,704	140,706	140,706
854 State Transit	10	0	0	0	0	0
855 Local Transportation	118	0	0	3,000	3,000	3,000
<b>Total Transportation Systems</b>	<b>345,216</b>	<b>184,731</b>	<b>193,338</b>	<b>239,704</b>	<b>143,706</b>	<b>143,706</b>
<b>TOTAL PUBLIC WAYS &amp; TRANSPORTATION SYSTEMS</b>	<b>4,026,320</b>	<b>4,760,502</b>	<b>5,701,583</b>	<b>6,153,060</b>	<b>6,083,241</b>	<b>6,109,895</b>
<b>HEALTH &amp; SANITATION</b>						
Health						
051-5610 Public Health	1,101,223	1,099,054	1,074,639	1,372,922	1,328,792	1,332,710
051-5670 Mental Health	2,596,542	1,484,997	1,463,158	1,814,216	1,874,417	1,897,148
815 Mentnal Health Realignment	528	0	103,901	353	176	176
817 Health Realignment	34	0	0	140	11	11
827-7670 Alcohol Program Fines	7	0	0	0	0	0
827-7690 Alcohol Education and Pre	10	0	0	0	0	0
891-5671,72,74,75,81	525	0	0	1,010	184	184
891-5616 LEA	2	0	0	10	1	1
891-5618 Hospital Preparedness	3	0	0	10	1	1
891-5619 California Endowment	0	0	0	0	0	0
891-5676 MHSA Cap Facilities & Tech	0	0	0	0	0	0
891-5685 SAPT DIS, PRE, FLN, CL, HIV	15,132	0	0	2,800	5,300	5,300
891-5820 Substance Abuse	40	0	0	660	660	660
891-5682 DFS	0	0	0	0	0	0
891-5821 Above Ground Tanks	40	0	0	660	660	660
<b>Total Health</b>	<b>3,714,087</b>	<b>2,584,051</b>	<b>2,641,698</b>	<b>3,192,781</b>	<b>3,210,201</b>	<b>3,236,851</b>
<b>TOTAL HEALTH &amp; SANITATION</b>	<b>3,714,087</b>	<b>2,584,051</b>	<b>2,641,698</b>	<b>3,192,781</b>	<b>3,210,201</b>	<b>3,236,851</b>

COUNTY OF SIERRA  
STATE OF CALIFORNIA

FISCAL YEAR 2014-15

COUNTY SPECIFIC FINANCING USES  
BY BUDGET UNIT BY FUNCTION AND ACTIVITY

BUDGET UNITS Grouped by Function & Activity	2011-12 ACTUAL (2)	2012-13 ACTUAL (3)	2013-14 ACTUAL (4)	2013-14 ADOPTED	2014-15 RECOMMENDED (5)	2014-15 ADOPTED (6)
<b>PUBLIC ASSISTANCE</b>						
001-5510 Victim-Witness	98,822	92,858	62,796	67,757	69,838	57,418 *
051-5800 Welfare Administration	1,793,987	1,749,441	1,636,848	2,139,314	2,139,630	2,083,900
051-5810 Welfare Aid	410,116	323,010	209,412	581,177	581,177	581,177
814 Realignment Human Services	27	0	0	0	0	0
816 Realignment Human Services	7,331	6,741	6,183	6,813	6,813	6,813
<b>TOTAL PUBLIC ASSISTANCE</b>	<b>2,310,282</b>	<b>2,172,050</b>	<b>1,915,238</b>	<b>2,795,060</b>	<b>2,797,458</b>	<b>2,729,309</b>
<b>EDUCATION</b>						
001-5900 County Free Library	23,352	23,580	21,226	23,675	23,480	23,480
001-5910 Farm Advisor	24,600	21,756	18,943	23,028	22,470	22,470 *
<b>TOTAL EDUCATION</b>	<b>47,952</b>	<b>45,336</b>	<b>40,169</b>	<b>46,703</b>	<b>45,950</b>	<b>45,950</b>
<b>DEBT SERVICE</b>						
Interest on Notes						
600-0000 Bond Debt	4,629,225	546,406	548,438	551,087	559,100	559,100
001-5930 TRAN Pool	39	-848	0	0	0	0
<b>TOTAL DEBT SERVICE</b>	<b>4,629,264</b>	<b>545,558</b>	<b>548,438</b>	<b>551,087</b>	<b>559,100</b>	<b>559,100</b>
<b>RECREATION</b>						
208 Parks & Recreation	282,009	255,179	310,701	458,160	234,083	234,083
<b>TOTAL PARKS &amp; RECREATION</b>	<b>282,009</b>	<b>255,179</b>	<b>310,701</b>	<b>458,160</b>	<b>234,083</b>	<b>234,083</b>
<b>TOTAL SPECIFIC FINANCING USES</b>	<b>22,414,615</b>	<b>18,097,055</b>	<b>17,905,466</b>	<b>21,322,349</b>	<b>20,967,873</b>	<b>21,212,623</b>
Transfers						

\* These General Fund Departments are funded from non Board-controlled funds, have set contracts or are driven by cost. i.e. Phone, Electric, Gas bills.

COUNTY OF SIERRA  
STATE OF CALIFORNIA  
FINANCING SOURCES & USES by BUDGET UNIT by OBJECT  
FISCAL YEAR 2014-15

Budget Name  
Function  
Activity  
Fund  
Budget Unit

BOARD OF SUPERVISORS  
General  
Legal & Administrative  
0013001  
0015010

Detail by Revenue Category & Expenditure Object (1)	2011-12 ACTUAL (2)	2012-13 ACTUAL (3)	2013-14 ACTUAL (4)	2013-14 ADOPTED (6)	2014-15 RECOMMENDED (5)	2014-15 ADOPTED (6)
---	--------------------------	--------------------------	--------------------------	---------------------------	-------------------------------	---------------------------

**Financing Source by Revenue Category**

Taxes	0	0	0	0	0	0
Use of Money	0	0	0	0	0	0
Intergovernmental	0	0	0	0	0	0
Licenses Permits & Franchises	0	0	0	0	0	0
Fines, Forfeitures & Penalties	0	0	0	0	0	0
Charges For Services	0	0	0	0	0	0
Miscellaneous	0	0	0	0	0	0
<b>Total Revenues</b>	<b>0</b>	<b>0</b>	<b>0</b>	<b>0</b>	<b>0</b>	<b>0</b>

**Salaries & Employee Benefits**

5000 Regular Salaries	141,341	141,905	135,970	134,306	141,018	141,018
5001 Extra Help						
5002 Overtime						
5007 Benefits	77,614	114,351	134,180	130,390	103,778	111,517
<b>Total Salaries &amp; Benefits</b>	<b>218,955</b>	<b>256,256</b>	<b>270,151</b>	<b>264,696</b>	<b>244,796</b>	<b>252,536</b>

**Services & Supplies**

5106 Insurance	1,356	1,619	2,101	2,101	1,833	1,833
5120 Communications	3,371	3,289	2,820	2,241	2,421	2,421
5240 Maintenance Equipment	0	313	341	149	167	167
5150 Memberships	5,872	5,428	6,529	3,921	4,554	4,554
5160 Office Expense	3,220	4,741	5,155	4,550	3,350	3,350
5165 Professional & Specialized	0	0	0	89	0	0
5166 A87 Costs	42,338	30,438	33,248	33,248	44,366	44,366
5174 Publications & Legal Notices	2,917	2,119	3,419	1,735	2,160	2,160
5180 Rents	0	0	0	0	0	0
5187 Special Dept Expense	2,693	7,696	2,717	3,315	3,348	3,348
5502 Transportation	13,552	14,522	8,382	9,999	9,312	9,312
<b>Total Services &amp; Supplies</b>	<b>75,318</b>	<b>70,164</b>	<b>64,712</b>	<b>61,348</b>	<b>71,511</b>	<b>71,511</b>

**Fixed Assets**

6230 Equipment	0	0	0			
<b>Total Fixed Assets</b>	<b>0</b>	<b>0</b>	<b>0</b>	<b>0</b>	<b>0</b>	<b>0</b>

<b>BUDGET UNIT TOTAL</b>	<b>294,274</b>	<b>326,420</b>	<b>334,863</b>	<b>326,044</b>	<b>316,307</b>	<b>324,047</b>
--------------------------	----------------	----------------	----------------	----------------	----------------	----------------

Number of Personnel Budgeted	5	5	5	5	5	5
------------------------------	---	---	---	---	---	---

\* Memberships CSAC, RCRC & SEDD



COUNTY OF SIERRA  
STATE OF CALIFORNIA  
FINANCING SOURCES & USES by BUDGET UNIT by OBJECT  
FISCAL YEAR 2014-15

Budget Name  
Function  
Activity  
Fund  
Budget Unit  
**ASSESSOR  
General  
Finance  
General  
0015020**

Detail by Revenue Category & Expenditure Object (1)	2011-12 ACTUAL (2)	2012-13 ACTUAL (3)	2013-14 ACTUAL (4)	2013-14 ADOPTED (6)	2014-15 RECOMMENDED (5)	2014-15 ADOPTED (6)
<b>Financing Source by Revenue Category</b>						
Taxes	2,683,996	2,811,065	2,716,948	2,699,526	2,715,947	2,700,230
Use of Money	0	0	0	0	0	0
Intergovernmental	0	0	0	0	0	0
Licenses Permits & Franchises	0	0	0	0	0	0
Fines, Forfeitures & Penalties	0	0	0	0	0	0
Charges For Services	196	1,109	317	4,139	4,139	4,139
Miscellaneous	0	0	0	0	0	0
<b>Total Revenues</b>	<b>2,684,192</b>	<b>2,812,174</b>	<b>2,717,265</b>	<b>2,703,665</b>	<b>2,720,085</b>	<b>2,704,369</b>
<b>Salaries &amp; Employee Benefits</b>						
5000 Regular Salaries	259,661	254,012	223,441	215,228	228,421	228,421
5001 Extra Help	0	0	0	0	0	0
5002 Overtime	0	0	0	0	0	0
5007 Benefits	155,014	164,471	166,169	166,032	148,848	148,848
<b>Total Salaries &amp; Benefits</b>	<b>414,675</b>	<b>418,483</b>	<b>389,609</b>	<b>381,260</b>	<b>377,269</b>	<b>377,269</b>
<b>Services &amp; Supplies</b>						
5106 Insurance	1,860	1,875	2,353	2,353	2,607	2,607
5120 Communications	19	2	5	5	10	10
5240 Maintenance Equipment	0	598	523	247	465	465
5150 Memberships	0	210	35	200	102	102
5160 Office Expense	3,226	809	851	2,096	2,029	2,029
5165 Professional & Specialized	0	0	0	988	0	0
5166 A87 Costs	45,382	49,479	89,703	89,703	69,551	69,551
5174 Publications & Legal Notices	68	0	1,239	16	542	542
5187 Special Dept Expense	0	250	0	119	104	104
5502 Transportation & Travel	0	2,040	2,169	1,329	1,747	1,747
<b>Total Services &amp; Supplies</b>	<b>50,554</b>	<b>55,262</b>	<b>96,877</b>	<b>97,056</b>	<b>77,158</b>	<b>77,158</b>
<b>Fixed Assets</b>						
6228 Equipment	0	0	0	0	0	0
<b>Total Fixed Assets</b>	<b>0</b>	<b>0</b>	<b>0</b>	<b>0</b>	<b>0</b>	<b>0</b>
<b>BUDGET UNIT TOTAL</b>	<b>465,229</b>	<b>473,746</b>	<b>486,487</b>	<b>478,316</b>	<b>454,427</b>	<b>454,427</b>
Number of Personnel Budgeted	5.7	4.7	4.5	4.0	4.1	4.1

COUNTY OF SIERRA  
STATE OF CALIFORNIA  
FINANCING SOURCES & USES by BUDGET UNIT by OBJECT  
FISCAL YEAR 2014-15

Budget Name  
Function  
Activity  
Fund  
Budget Unit  
**ANNUAL AUDIT**  
General  
Finance  
**General**  
**0015030**

Detail by Revenue Category & Expenditure Object (1)	2011-12 ACTUAL (2)	2012-13 ACTUAL (3)	2013-14 ACTUAL (4)	2013-14 ADOPTED (6)	2014-15 RECOMMENDED (5)	2014-15 ADOPTED (6)
<b>Financing Source by Revenue Category</b>						
Taxes	0	0	0	0	0	0
Use of Money	0	0	0	0	0	0
Intergovernmental	0	0	0	0	0	0
Licenses Permits & Franchises	0	0	0	0	0	0
Fines, Forfeitures & Penalties	0	0	0	0	0	0
Charges For Services	13,505	15,166	16,936	16,936	14,513	14,513
Miscellaneous	0	0	0	0	0	0
<b>Total Revenues</b>	<b>13,505</b>	<b>15,166</b>	<b>16,936</b>	<b>16,936</b>	<b>14,513</b>	<b>14,513</b>
<b>Services &amp; Supplies</b>						
5106 Insurance						
5120 Communications						
5140 Maintenance Equipment						
5150 Memberships						
5160 Office Expense						
5165 Professional & Specialized	21,590	13,750	13,750	25,000	15,000	15,000
5166 A87 Costs						
5174 Publications & Legal Notices						
5187 Special Dept Expense						
5502 Transportation & Travel						
<b>Total Services &amp; Supplies</b>	<b>21,590</b>	<b>13,750</b>	<b>13,750</b>	<b>25,000</b>	<b>15,000</b>	<b>15,000</b>
<b>Fixed Assets</b>						
6228 Equipment						
<b>Total Fixed Assets</b>	<b>0</b>	<b>0</b>	<b>0</b>	<b>0</b>	<b>0</b>	<b>0</b>
<b>BUDGET UNIT TOTAL</b>	<b>21,590</b>	<b>13,750</b>	<b>13,750</b>	<b>25,000</b>	<b>15,000</b>	<b>15,000</b>

Number of Personnel Budgeted

COUNTY OF SIERRA  
STATE OF CALIFORNIA  
FINANCING SOURCES & USES by BUDGET UNIT by OBJECT  
FISCAL YEAR 2014-15

Budget Name  
Function  
Activity  
Fund  
Budget Unit  
**AUDITOR  
General  
Finance  
General  
0015040**

Detail by Revenue Category & Expenditure Object (1)	2011-12 ACTUAL (2)	2012-13 ACTUAL (3)	2013-14 ACTUAL (4)	2013-14 ADOPTED (6)	2014-15 RECOMMENDED (5)	2014-15 ADOPTED (6)
<b>Financing Source by Revenue Category</b>						
Taxes	31,684	66,602	38,117	36,969	37,176	37,473
Use of Money	0	0	0	0	0	0
Intergovernmental	0	0	0	0	0	0
Licenses Permits & Franchises	0	0	0	0	0	0
Fines, Forfeitures & Penalties	0	0	0	0	0	0
Charges For Services	185,286	208,089	232,369	232,417	199,167	199,167
Miscellaneous	0	0	0	0	0	0
<b>Total Revenues</b>	<b>216,970</b>	<b>274,691</b>	<b>270,485</b>	<b>269,386</b>	<b>236,343</b>	<b>236,640</b>
<b>Salaries &amp; Employee Benefits</b>						
5000 Regular Salaries	225,473	211,066	186,594	191,963	200,168	200,168
5001 Extra Help	0	0	0	0	0	0
5002 Overtime	0	0	0	0	0	0
5007 Benefits	136,960	124,758	106,082	107,979	110,471	110,471
<b>Total Salaries &amp; Benefits</b>	<b>362,433</b>	<b>335,824</b>	<b>292,675</b>	<b>299,942</b>	<b>310,639</b>	<b>310,639</b>
<b>Services &amp; Supplies</b>						
5106 Insurance	1,141	1,150	1,037	1,037	1,126	1,126
5120 Communications	32	0	68	321	27	27
5240 Maintenance Equipment	0	1,935	2,057	1,524	1,076	1,076
5150 Memberships	1,412	1,770	1,576	1,749	1,283	1,283
5160 Office Expense	5,126	4,792	7,552	4,300	4,300	4,300
5165 Professional & Specialized	179	0	30	83	56	56
5195 Utilities	0	0	0	0	0	0
5180 Rents Building	0	0	0	0	0	0
5174 Publications & Legal Notices	0	23	0	11	6	6
5187 Special Dept Expense	925	697	751	1,281	0	0
5502 Transportation & Travel	8,602	3,533	1,598	5,904	1,000	1,000
<b>Total Services &amp; Supplies</b>	<b>17,419</b>	<b>13,900</b>	<b>14,669</b>	<b>16,211</b>	<b>8,875</b>	<b>8,875</b>
<b>Fixed Assets</b>						
6230 Equipment Computer	0	0	0	0	0	0
<b>Total Fixed Assets</b>	<b>0</b>	<b>0</b>	<b>0</b>	<b>0</b>	<b>0</b>	<b>0</b>
<b>BUDGET UNIT TOTAL</b>	<b>379,852</b>	<b>349,725</b>	<b>307,344</b>	<b>316,153</b>	<b>319,514</b>	<b>319,514</b>
Number of Personnel Budgeted	3.5	2.5	2.5	2.5	2.5	2.5

COUNTY OF SIERRA  
STATE OF CALIFORNIA  
FINANCING SOURCES & USES by BUDGET UNIT by OBJECT  
FISCAL YEAR 2014-15

Budget Name  
Function  
Activity  
Fund  
Budget Unit

TREASURER-TAX COLLECTOR  
General  
Finance  
General  
0015050

Detail by Revenue Category & Expenditure Object (1)	2011-12 ACTUAL (2)	2012-13 ACTUAL (3)	2013-14 ACTUAL (4)	2013-14 ADOPTED (6)	2014-15 RECOMMENDED (5)	2014-15 ADOPTED (6)
---	--------------------------	--------------------------	--------------------------	---------------------------	-------------------------------	---------------------------

Financing Source by Revenue Category

Taxes	848,178	890,979	875,801	872,463	877,756	873,070
Use of Money	6,640	2,655	13,844	30	30	30
Intergovernmental	0	0	0		0	
Licenses Permits & Franchises	0	0	0		0	
Fines, Forfeitures & Penalties	0	0	0		0	
Charges For Services	89,698	91,127	99,721	103,081	89,371	89,371
Miscellaneous	0	0	0		0	
<b>Total Revenues</b>	<b>944,516</b>	<b>984,761</b>	<b>989,366</b>	<b>975,574</b>	<b>967,157</b>	<b>962,470</b>

Salaries & Employee Benefits

5000 Regular Salaries	149,908	153,998	128,056	138,287	132,769	132,769
5001 Extra Help	0	0	0			
5002 Overtime	0	0	0			
5007 Benefits	108,847	113,161	95,106	99,099	97,043	90,921
<b>Total Salaries &amp; Benefits</b>	<b>258,755</b>	<b>267,159</b>	<b>223,162</b>	<b>237,386</b>	<b>229,812</b>	<b>223,690</b>

5106 Insurance	874	881	1,020	1,020	926	926
5120 Communications	0	0	0	0	0	0
5240 Maintenance Equipment	0	402	393	389	265	265
5150 Memberships	990	231	677	599	633	633
5160 Office Expense	6,609	7,924	6,738	7,260	7,087	7,087
5165 Professional & Specialized	11,274	3,197	5,685	6,273	6,716	6,716
5166 A87 Costs	0	0	0			
5174 Publications & Legal Notices	960	620	1,423	877	1,000	1,000
5187 Special Dept Expense	0	0	0	0	0	0
5502 Transportation & Travel	0	222	0	377	74	74
<b>Total Services &amp; Supplies</b>	<b>20,707</b>	<b>13,477</b>	<b>15,936</b>	<b>16,795</b>	<b>16,701</b>	<b>16,701</b>

Fixed Assets

6228 Equipment	0	0	0			
<b>Total Fixed Assets</b>	<b>0</b>	<b>0</b>	<b>0</b>	<b>0</b>	<b>0</b>	<b>0</b>

<b>BUDGET UNIT TOTAL</b>	<b>279,462</b>	<b>280,636</b>	<b>239,099</b>	<b>254,181</b>	<b>246,513</b>	<b>240,390</b>
--------------------------	----------------	----------------	----------------	----------------	----------------	----------------

Number of Personnel Budgeted	3	3	2	2	2	2
------------------------------	---	---	---	---	---	---

COUNTY OF SIERRA  
STATE OF CALIFORNIA  
FINANCING SOURCES & USES by BUDGET UNIT by OBJECT  
FISCAL YEAR 2014-15

Budget Name  
Function  
Activity  
Fund  
Budget Unit

COUNTY COUNSEL  
General  
Counsel  
General  
0015060

Detail by Revenue Category & Expenditure Object (1)	2011-12 ACTUAL (2)	2012-13 ACTUAL (3)	2013-14 ACTUAL (4)	2013-14 ADOPTED (6)	2014-15 RECOMMENDED (5)	2014-15 ADOPTED (6)
<b>Financing Source by Revenue Category</b>						
Taxes	0	0	0	0	0	0
Use of Money	0	0	0	0	0	0
Intergovernmental	0	0	0	0	0	0
Licenses Permits & Franchises	0	0	0	0	0	0
Fines, Forfeitures & Penalties	0	0	0	0	0	0
Charges For Services	237,605	264,162	240,720	261,896	231,575	231,575
Miscellaneous	0	0	0	0	0	0
<b>Total Revenues</b>	<b>237,605</b>	<b>264,162</b>	<b>240,720</b>	<b>261,896</b>	<b>231,575</b>	<b>231,575</b>
<b>Salaries &amp; Employee Benefits</b>						
5000 Regular Salaries						
5001 Extra Help						
5002 Overtime						
5007 Benefits						
<b>Total Salaries &amp; Benefits</b>	<b>0</b>	<b>0</b>	<b>0</b>	<b>0</b>	<b>0</b>	<b>0</b> *
<b>Services &amp; Supplies</b>						
5106 Insurance	0	0	0			
5120 Communications	0	0	0			
5140 Maintenance Equipment	0	0	0			
5150 Memberships	0	0	0			
5160 Office Expense	0	0	0			
5165 Professional & Specialized	266,281	232,140	231,054	231,054	231,054	231,054
5166 A87 Costs	0	0	0			
5170 Outside County Counsel	59,257	6,090	6,016	50,000	50,000	50,000
5180 Rents & Leases - Building	1,200	0	0			
5187 Special Legal Expense	0	0	0			
5502 Transportation & Travel	0	1,335	1,810	500	500	500
<b>Total Services &amp; Supplies</b>	<b>326,738</b>	<b>239,564</b>	<b>238,880</b>	<b>281,554</b>	<b>281,554</b>	<b>281,554</b>
<b>Fixed Assets</b>						
6228 Equipment	0	0	0			
<b>Total Fixed Assets</b>	<b>0</b>	<b>0</b>	<b>0</b>	<b>0</b>	<b>0</b>	<b>0</b>
<b>BUDGET UNIT TOTAL</b>	<b>326,738</b>	<b>239,564</b>	<b>238,880</b>	<b>281,554</b>	<b>281,554</b>	<b>281,554</b>

STATE CONTROLLER  
COUNTY BUDGET ACT

BUDGET UNIT [ SCHEDULE 9

SCHEDULE 9

COUNTY OF SIERRA  
STATE OF CALIFORNIA

Budget Name  
Function  
Activity  
Fund  
Budget Unit

**RISK MANAGEMENT**  
General  
Other General  
**General**  
**0015100**

FISCAL YEAR 2014-15

Detail by Revenue Category & Expenditure Object (1)	2011-12 ACTUAL (2)	2012-13 ACTUAL (3)	2013-14 ACTUAL (4)	2013-14 ADOPTED (6)	2014-15 RECOMMENDED (5)	2014-15 ADOPTED (6)
<b>Financing Source by Revenue Category</b>						
Taxes	0	0	0		0	
Use of Money	0	0	0		0	
Intergovernmental	0	0	0		0	
Licenses Permits & Franchises	0	0	0		0	
Fines, Forfeitures & Penalties	0	0	0		0	
Charges For Services	24,073	27,034	30,190	30,190	25,870	25,870
Miscellaneous	40,000	66,284	69,098	69,098	69,098	69,098
<b>Total Revenues</b>	<b>64,073</b>	<b>93,318</b>	<b>99,288</b>	<b>99,288</b>	<b>94,968</b>	<b>94,968</b>
<b>Salaries &amp; Employee Benefits</b>						
5000 Regular Salaries	29,010	29,010	29,010	18,499	33,677	33,677
5001 Extra Help	0	0	0			
5002 Overtime	0	0	0			
5007 Benefits	12,371	14,557	17,497	14,612	19,104	19,104
<b>Total Salaries &amp; Benefits</b>	<b>41,381</b>	<b>43,567</b>	<b>46,508</b>	<b>33,111</b>	<b>52,781</b>	<b>52,781</b>
<b>Services &amp; Supplies</b>						
5106 Insurance	3,466	3,948	2,323	204	209	209
5120 Communications	43	0	10	133	50	50
5240 Maintenance Equipment	0	0	50	0	47	47
5150 Memberships	30	369	72	239	447	447
5160 Office Expense	204	1,150	3,667	7,778	4,760	4,760
5165 Professional & Specialized	177	0	2,976	106	2,989	2,989 *
5166 A87 Costs	0	0	0			
5174 Publications & Legal Notices	0	23	0	14	22	22
5187 Special Dept Expense	160	245	39	11,973	5,050	5,051
5502 Transportation & Travel	60	1,593	1,924	3,327	3,391	3,391
<b>Total Services &amp; Supplies</b>	<b>4,139</b>	<b>7,328</b>	<b>11,062</b>	<b>23,774</b>	<b>16,966</b>	<b>16,967</b>
<b>Fixed Assets</b>						
6228 Equipment	0	0	0			
<b>Total Fixed Assets</b>	<b>0</b>	<b>0</b>	<b>0</b>	<b>0</b>	<b>0</b>	<b>0</b>
<b>BUDGET UNIT TOTAL</b>	<b>45,521</b>	<b>50,896</b>	<b>57,569</b>	<b>56,885</b>	<b>69,748</b>	<b>69,749</b>
Number of Personnel Budgeted	0.5	0.5	0.5	1	0.5	0.5

\* County will receive \$56,000 revenue from Trindel to pay for Safety Officer and Department

STATE CONTROLLER  
COUNTY BUDGET ACT

BUDGET UNIT [ SCHEDULE 9

SCHEDULE 9

COUNTY OF SIERRA  
STATE OF CALIFORNIA  
FISCAL YEAR 2014-15

Budget Name  
Function  
Activity  
Fund  
Budget Unit

CONTRIBUTIONS TO OTHERS  
General  
Other General  
General  
0015150

Detail by Revenue Category & Expenditure Object (1)	2011-12 ACTUAL (2)	2012-13 ACTUAL (3)	2013-14 ACTUAL (4)	2013-14 ADOPTED (6)	2014-15 RECOMMENDED (5)	2014-15 ADOPTED (6)
---	--------------------------	--------------------------	--------------------------	---------------------------	-------------------------------	---------------------------

Financing Source by Revenue Category

Taxes	0	0	0	0	0	0
Use of Money	0	0	0	0	0	0
Intergovernmental	0	0	0	0	0	0
Licenses Permits & Franchises	0	0	0	0	0	0
Fines, Forfeitures & Penalties	0	0	0	0	0	0
Charges For Services	0	0	0	0	0	0
Miscellaneous	0	0	0	0	0	0
<b>Total Revenues</b>	<b>0</b>	<b>0</b>	<b>0</b>	<b>0</b>	<b>0</b>	<b>0</b>

Other Charges

5166 A87 Costs	1,223	3,334	7,765	7,765	3,747	3,747
5106 Insurance	0	1,006	0		2,110	2,110
6406 Northern Sierra Air Quality	21,989	1,882	1,882	2,000	2,000	2,000
6406 Northern Calif. EMS	0	21,989	21,989	21,990	25,500	25,500
6065 Plumas-Sierra County Fair	0	5,000		5,000	5,000	5,000
5187 Misc	6,000	7,000				

Interfund Transfers

7600 Airport	15,000	15,000				
5160 Historic Society		8,000	6,300	6,300	6,300	6,300
5160 Long Valley Growndwater District				5,000	5,000	5,000
5160 Sierra County Ambulance	30,000	30,000	30,000	30,000		
5151 Return of Grant	0	23,084		0	0	0
<b>Total Other Charges</b>	<b>74,212</b>	<b>116,295</b>	<b>67,936</b>	<b>255,714</b>	<b>49,657</b>	<b>49,657</b>

STATE CONTROLLER  
COUNTY BUDGET ACT

BUDGET UNIT [ SCHEDULE 9

SCHEDULE 9

COUNTY OF SIERRA  
STATE OF CALIFORNIA  
  
FISCAL YEAR 2014-15

Budget Name  
Function  
Activity  
Fund  
Budget Unit

**ECONOMIC DEVELOPMENT**  
General  
Promotion  
**General**  
**0015160**

Detail by Revenue Category & Expenditure Object (1)	2011-12 ACTUAL (2)	2012-13 ACTUAL (3)	2013-14 ACTUAL (4)	2013-14 ADOPTED (6)	2014-15 RECOMMENDED (5)	2014-15 ADOPTED (6)
---	--------------------------	--------------------------	--------------------------	---------------------------	-------------------------------	---------------------------

**Financing Source by Revenue Category**

Taxes	75,735	68,576	69,775	70,000	70,000	70,000
Use of Money	0	0	0	0	0	0
Intergovernmental	0	0	0	0	0	0
Licenses Permits & Franchises	0	0	0	0	0	0
Fines, Forfeitures & Penalties	0	0	0	0	0	0
Charges For Services	0	0	0	0	0	0
Miscellaneous	0	0	0	0	0	0
<b>Total Revenues</b>	<b>75,735</b>	<b>68,576</b>	<b>69,775</b>	<b>70,000</b>	<b>70,000</b>	<b>70,000</b>

**Salaries & Employee Benefits**

5000 Regular Salaries			0	0	0	0
5001 Extra Help			0			
5002 Overtime			0			
5007 Benefits	0	4,898	4,920	4,979	4,979	4,979
<b>Total Salaries &amp; Benefits</b>	<b>0</b>	<b>4,898</b>	<b>4,920</b>	<b>4,979</b>	<b>4,979</b>	<b>4,979</b>

**Other Charges**

5106 Insurance	82	82	95	95	96	96
5150 Memberships	0	0	0			
5160 Office Expense	0	0	0			
5165 Economic Workshop	0	0	0			
5166 A87 Costs	687	(644)	2,148	2,148	1,667	1,667
6412 Chambers of Commerce	39,328	31,000	27,000	27,000	27,000	29,700 **
6413 Chambers of Commerce East	10,693	5,690	4,635	7,200	7,200	7,920
5187 Fair Exhibit						
Special Dept Expense	16	0	0			

**Total Services & Supplies**      **50,806**      **36,128**      **33,878**      **36,443**      **35,963**      **39,383**

**Fixed Assets**

6228 Equipment	0	0	0			
<b>Total Fixed Assets</b>	<b>0</b>	<b>0</b>	<b>0</b>	<b>0</b>	<b>0</b>	<b>0</b>

**BUDGET UNIT TOTAL**      **50,806**      **41,025**      **38,798**      **41,422**      **40,942**      **44,362**

\*\* Sierra County Chamber allocation 27,000. Eastern Seirra Chamber allocation is \$7,200



STATE CONTROLLER  
COUNTY BUDGET ACT

BUDGET UNIT [ SCHEDULE 9

SCHEDULE 9

COUNTY OF SIERRA  
STATE OF CALIFORNIA  
  
FISCAL YEAR 2014-15

Budget Name  
Function  
Activity  
Fund  
Budget Unit  
  
ELECTIONS  
General  
Elections  
General  
0015200

Detail by Revenue Category & Expenditure Object (1)	2011-12 ACTUAL (2)	2012-13 ACTUAL (3)	2013-14 ACTUAL (4)	2013-14 ADOPTED (6)	2014-15 RECOMMENDED (5)	2014-15 ADOPTED (6)
---	--------------------------	--------------------------	--------------------------	---------------------------	-------------------------------	---------------------------

Financing Source by Revenue Category

Taxes	0	0	0	0	0	0
Use of Money	0	0	0	0	0	0
Intergovernmental	0	0	0	0	0	0
Licenses Permits & Franchises	0	0	0	0	0	0
Fines, Forfeitures & Penalties	0	0	0	0	0	0
Charges For Services	67,474	60,302	59,298	60,000	60,000	60,000
Miscellaneous	0	0	0	0	0	0
<b>Total Revenues</b>	<b>67,474</b>	<b>60,302</b>	<b>59,298</b>	<b>60,000</b>	<b>60,000</b>	<b>60,000</b>

Salaries & Employee Benefits

5000 Regular Salaries						
5001 Extra Help				0	0	0
5002 Overtime						
5007 Benefits				0	0	0
<b>Total Salaries &amp; Benefits</b>	<b>0</b>	<b>0</b>	<b>0</b>	<b>0</b>	<b>0</b>	<b>0</b>

Services & Supplies

5106 Insurance	0	0	0		0	
5150 Memberships	0	225	1,020	74	564	564
5174 Publications	0	68	143	22	95	95
5166 A87 Costs	2,517	1,287	1,091	3,093	2,216	2,216
5160 Office Expense	1,049	1,220	1,116	1,328	2,072	2,072
5187 Special Dept Expense	11,631	9,496	10,971	13,181	9,530	9,530
5188 General Election	128	6,116	195	4,329	2,915	2,915
5189 Primary Election	10,787	0	8,559	3,568	8,757	8,757
5190 Special Election	0	0	0	1,190	0	0
5502 Transportation & Travel	15	0	0	53	7	7
<b>Total Services &amp; Supplies</b>	<b>26,127</b>	<b>18,412</b>	<b>23,096</b>	<b>26,838</b>	<b>26,155</b>	<b>26,155</b>

Fixed Assets

6230 Equipment computers		0	0			
<b>Total Fixed Assets</b>	<b>0</b>	<b>0</b>	<b>0</b>	<b>0</b>	<b>0</b>	<b>0</b> *

<b>BUDGET UNIT TOTAL</b>	<b>26,127</b>	<b>18,412</b>	<b>23,096</b>	<b>26,838</b>	<b>26,155</b>	<b>26,155</b>
* <b>New server and software</b>						

Number of Personnel Budgeted

STATE CONTROLLER  
COUNTY BUDGET ACT

BUDGET UNIT [ SCHEDULE 9

SCHEDULE 9

COUNTY OF SIERRA  
STATE OF CALIFORNIA  
  
FISCAL YEAR 2014-15

Budget Name  
Function  
Activity  
Fund  
Budget Unit  
  
CENTRAL SERVICES  
General  
Other General  
General  
0015260

Detail by Revenue Category & Expenditure Object (1)	2011-12 ACTUAL (2)	2012-13 ACTUAL (3)	2013-14 ACTUAL (4)	2013-14 ADOPTED (6)	2014-15 RECOMMENDED (5)	2014-15 ADOPTED (6)
---	--------------------------	--------------------------	--------------------------	---------------------------	-------------------------------	---------------------------

Financing Source by Revenue Category

Taxes	0	0	0	0	0	0
Use of Money	0	0	0	0	0	0
Intergovernmental	0	0	0	0	0	0
Licenses Permits & Franchises	0	0	0	0	0	0
Fines, Forfeitures & Penalties	0	0	0	0	0	0
Charges For Services	0	0	0	38,405	32,909	32,909
Miscellaneous	0	0	0	0	0	0
<b>Total Revenues</b>	<b>0</b>	<b>0</b>	<b>0</b>	<b>38,405</b>	<b>32,909</b>	<b>32,909</b>

Salaries & Employee Benefits

5000 Regular Salaries						
5001 Extra Help						
5002 Overtime						
5007 Benefits						
<b>Total Salaries &amp; Benefits</b>	<b>0</b>	<b>0</b>	<b>0</b>	<b>0</b>	<b>0</b>	<b>0</b>

Services & Supplies

5106 Insurance	0	0	0		0	
5120 Communications	20,706	19,687	10,973	19,964	20,540	20,540
5180 rent	125	0	3,225	0	13,000	13,000
5148 Maint of Computer Equip	0	0	0	0	0	0
5160 Office Expense	3,859	3,894	3,971	5,733	4,688	4,688
5163 Paper supplies	0	0	0	0	0	0
5175 Lease Copier	4,404	3,870	3,803	4,595	4,829	4,829
5195 Utilities	0	0	0		8,000	10,000
5165 Professional	0	6,498	3,892	4,051	4,155	4,155
5187 Special Dept Expense	8,130	1,810	185	5,258	4,049	4,049
<b>Total Services &amp; Supplies</b>	<b>37,223</b>	<b>35,759</b>	<b>26,049</b>	<b>39,600</b>	<b>59,261</b>	<b>61,261</b>

Fixed Assets

6228 Equipment						
<b>Total Fixed Assets</b>	<b>0</b>	<b>0</b>	<b>0</b>	<b>0</b>	<b>0</b>	<b>0</b>

<b>BUDGET UNIT TOTAL</b>	<b>37,223</b>	<b>35,759</b>	<b>26,049</b>	<b>39,600</b>	<b>59,261</b>	<b>61,261</b>
--------------------------	---------------	---------------	---------------	---------------	---------------	---------------

Number of Personnel Budgeted

**STATE CONTROLLER  
COUNTY BUDGET ACT**

**BUDGET UNIT I SCHEDULE 9**

**SCHEDULE 9**

**COUNTY OF SIERRA  
STATE OF CALIFORNIA  
FISCAL YEAR 2014-15**

Budget Name  
Function  
Activity  
Fund  
Budget Unit  
**MANAGEMENT INFORMATION SYSTEM  
General  
Other General  
General  
0015261**

<b>FINANCING USES CLASSIFICATION</b>	<b>2011-12 ACTUAL</b>	<b>2012-13 ACTUAL</b>	<b>2013-14 ACTUAL</b>	<b>2013-14 ADOPTED</b>	<b>2014-15 RECOMMENDED</b>	<b>2014-15 ADOPTED</b>
(1)	(2)	(3)	(4)	(6)	(5)	(6)

**Financing Source by Revenue Category**

Taxes	0	0	0	0	0	0
Use of Money	0	0	0	0	0	0
Intergovernmental	0	0	0	0	0	0
Licenses Permits & Franchises	0	0	0	0	0	0
Fines, Forfeitures & Penalties	0	0	0	0	0	0
Charges For Services	0	0	0	219,448	186,761	188,261
Miscellaneous	0	0	0	0	0	0
<b>Total Revenues</b>	<b>0</b>	<b>0</b>	<b>0</b>	<b>219,448</b>	<b>186,761</b>	<b>188,261</b>

**Salaries & Employee Benefits**

5000 Regular Salaries	66,840	66,840	70,466	62,045	75,862	75,862
5001 Extra Help	6,331	529	0	0	0	0
5002 Overtime	0	0	0	0	0	0
5007 Benefits	39,369	38,604	39,560	36,655	44,467	44,467
<b>Total Salaries &amp; Benefits</b>	<b>112,540</b>	<b>105,974</b>	<b>110,026</b>	<b>98,699</b>	<b>120,329</b>	<b>120,329</b>

**Services & Supplies**

5106 Insurance	565	615	739	739	613	613
5120 Communications	0	0	13,334	0	5,690	5,690
5248 Maintenance Equipment Computer	64,578	67,487	85,074	53,195	62,178	113,291
5160 Office Expense	21,660	15,171	7,680	22,496	18,994	18,994
5165 Professional & Specialized	9,541	6,165	0	15,965	8,196	8,196
5166 A87 Costs	0	0	0	0	0	0
5174 Publications & Legal Notices	0	0	0	0	0	0
5176 Lease Computer	0	0	0	0	0	0
5187 Special Dept Expense	0	0	0	1,559	0	0
5502 Transportation & Travel	20	322	898	2,372	529	529
<b>Total Services &amp; Supplies</b>	<b>96,364</b>	<b>89,761</b>	<b>107,725</b>	<b>96,325</b>	<b>96,200</b>	<b>147,313</b>

**Fixed Assets**

6228 Equipment	0	0	0	0	0	0
<b>Total Fixed Assets</b>	<b>0</b>	<b>0</b>	<b>0</b>	<b>0</b>	<b>0</b>	<b>0</b>

<b>BUDGET UNIT TOTAL</b>	<b>208,904</b>	<b>195,735</b>	<b>217,750</b>	<b>195,025</b>	<b>216,529</b>	<b>267,642</b>
--------------------------	----------------	----------------	----------------	----------------	----------------	----------------

Number of Personnel Budgeted	2.2	2.0	1.3	1.0	1.0	1.4
------------------------------	-----	-----	-----	-----	-----	-----

COUNTY OF SIERRA  
STATE OF CALIFORNIA  
  
FISCAL YEAR 2014-15

Budget Name  
Function  
Activity  
Fund  
Budget Unit  
  
PLANT MAINTENANCE  
General  
Property Management  
General  
0015280

FINANCING USES CLASSIFICATION (1)	2011-12 ACTUAL (2)	2012-13 ACTUAL (3)	2013-14 ACTUAL (4)	2013-14 ADOPTED (6)	2014-15 RECOMMENDED (5)	2014-15 ADOPTED (6)
---	--------------------------	--------------------------	--------------------------	---------------------------	-------------------------------	---------------------------

Financing Source by Revenue Category

Taxes	0	0	0	0	0	0
Use of Money	0	0	0	0	0	0
Intergovernmental	0	0	0	0	0	0
Licenses Permits & Franchises	0	0	0	0	0	0
Fines, Forfeitures & Penalties	0	0	0	0	0	0
Charges For Services	189,676	199,875	245,227	172,175	147,538	147,538
Miscellaneous	0	0	0	0	0	0
<b>Total Revenues</b>	<b>189,676</b>	<b>199,875</b>	<b>245,227</b>	<b>172,175</b>	<b>147,538</b>	<b>147,538</b>
<b>Salaries &amp; Employee Benefits</b>						
5000 Regular Salaries	57,997	56,805	46,576	56,091	65,909	63,588
5001 Extra Help	9,177	2,279	1,990	0	0	0
5002 Overtime	0	0	0	0	0	0
5007 Benefits	58,158	74,264	71,023	75,044	54,078	53,756
<b>Total Salaries &amp; Benefits</b>	<b>125,332</b>	<b>133,349</b>	<b>119,589</b>	<b>131,136</b>	<b>119,987</b>	<b>117,344</b>
<b>Services &amp; Supplies</b>						
5106 Insurance	560	768	707	707	8,217	8,217
5120 Communications	0	0	0	0	0	0
5130 Household Supplies	7,854	6,164	7,678	8,568	7,124	7,124
5240 Maintenance	0	2,671	20	8,159	884	884
5155 Miscellaneous	176	14	225	161	136	136
5165 Professional & Specialized	1,467	6,141	3,518	2,919	3,653	3,653
5238 Utilities LP Gas	23,433	21,130	15,880	6,311	19,847	19,847
5187 Building Repair	2,723	2,740	2,535	2,470	2,470	2,470
5168 Special Dept Expense	5,145	1,555	9,012	4,000	4,000	5,000
5502 Transportation & Travel	0	0	0	0	0	0
5195 Utilities Electricisty	50,744	50,411	51,371	60,000	60,000	60,000
<b>Total Services &amp; Supplies</b>	<b>92,102</b>	<b>91,594</b>	<b>90,946</b>	<b>93,294</b>	<b>106,332</b>	<b>107,332</b>
<b>Fixed Assets</b>						
6228 Equipment	0	0	0	0	0	0
<b>Total Fixed Assets</b>	<b>0</b>	<b>0</b>	<b>0</b>	<b>0</b>	<b>0</b>	<b>0</b>
<b>BUDGET UNIT TOTAL</b>	<b>217,433</b>	<b>224,943</b>	<b>210,535</b>	<b>224,430</b>	<b>226,319</b>	<b>224,675</b>
Number of Personnel Budgeted	1.5	2.6	2.6	1.3	1.3	1.3

STATE CONTROLLER  
COUNTY BUDGET ACT

BUDGET UNIT [ SCHEDULE 9

SCHEDULE 9

COUNTY OF SIERRA  
STATE OF CALIFORNIA  
  
FISCAL YEAR 2014-15

Budget Name  
Function  
Activity  
Fund  
Budget Unit  
  
COUNTY ENGINEER  
General  
Engineer/Surveyor  
General  
0015290

FINANCING USES CLASSIFICATION (1)	2011-12 ACTUAL (2)	2012-13 ACTUAL (3)	2013-14 ACTUAL (4)	2013-14 ADOPTED (6)	2014-15 RECOMMENDED (5)	2014-15 ADOPTED (6)
---	--------------------------	--------------------------	--------------------------	---------------------------	-------------------------------	---------------------------

Financing Source by Revenue Category

Taxes	0	0	0	0	0	0
Use of Money	0	0	0	0	0	0
Intergovernmental	0	0	0	0	0	0
Licenses Permits & Franchises	0	0	0	0	0	0
Fines, Forfeitures & Penalties	0	0	0	0	0	0
Charges For Services	20,813	11,441	1,469	11,000	11,000	11,000
Miscellaneous	0	0	0	0	0	0
<b>Total Revenues</b>	<b>20,813</b>	<b>11,441</b>	<b>1,469</b>	<b>11,000</b>	<b>11,000</b>	<b>11,000</b>

Salaries & Employee Benefits

5000 Regular Salaries						
5001 Extra Help						
5002 Overtime						
5007 Benefits						
<b>Total Salaries &amp; Benefits</b>	<b>0</b>	<b>0</b>	<b>0</b>	<b>0</b>	<b>0</b>	<b>0</b>

Services & Supplies

5106 Insurance	0	0	0			
5120 Communications	0	0	0			
5140 Maintenance Equipment	0	0	0			
5150 Memberships	0	0	0			
5160 Office Expense	0	0	0	500	500	500
5165 Professional & Specialized	22,468	17,541	14,207	16,585	16,585	16,585
5166 A87 Costs	1,970	(205)	918	918	1,744	1,744
5168 Admin from DPW	1,236	982	1,319	500	500	500
5187 Special Dept Expense	49	0	0	1,500	1,500	1,500
5502 Transportation & Travel	0	0	0			
<b>Total Services &amp; Supplies</b>	<b>25,724</b>	<b>18,318</b>	<b>16,444</b>	<b>20,003</b>	<b>20,829</b>	<b>20,829</b>

Fixed Assets

6228 Equipment	0	0	0			
<b>Total Fixed Assets</b>	<b>0</b>	<b>0</b>	<b>0</b>	<b>0</b>	<b>0</b>	<b>0</b>

<b>BUDGET UNIT TOTAL</b>	<b>25,724</b>	<b>18,318</b>	<b>16,444</b>	<b>20,003</b>	<b>20,829</b>	<b>20,829</b>
--------------------------	---------------	---------------	---------------	---------------	---------------	---------------

Number of Personnel Budgeted

STATE CONTROLLER  
COUNTY BUDGET ACT

BUDGET UNIT [ SCHEDULE 9

SCHEDULE 9

COUNTY OF SIERRA  
STATE OF CALIFORNIA  
  
FISCAL YEAR 2014-15

Budget Name  
Function  
Activity  
Fund  
Budget Unit  
  
**COURTS**  
General  
Judicial  
**General**  
**0015360**

FINANCING USES CLASSIFICATION (1)	2011-12 ACTUAL (2)	2012-13 ACTUAL (3)	2013-14 ACTUAL (4)	2013-14 ADOPTED (6)	2014-15 RECOMMENDED (5)	2014-15 ADOPTED (6)
<b>Financing Source by Revenue Category</b>						
Taxes	0	0	0	0	0	0
Use of Money	0	0	0	0	0	0
Intergovernmental	0	0	0	0	0	0
Licenses Permits & Franchises	0	0	0	0	0	0
Fines, Forfeitures & Penalties	57,942	53,685	51,193	45,000	45,000	45,000
Charges For Services	0	0	0	0	0	0
Miscellaneous	0	0	0	0	0	0
<b>Total Revenues</b>	<b>57,942</b>	<b>53,685</b>	<b>51,193</b>	<b>45,000</b>	<b>45,000</b>	<b>45,000</b>
<b>Salaries &amp; Employee Benefits</b>						
5000 Regular Salaries						
5001 Extra Help						
5002 Overtime						
5007 Benefits	0	1,225	1,128	1,245	1,245	1,245
<b>Total Salaries &amp; Benefits</b>	<b>0</b>	<b>1,225</b>	<b>1,128</b>	<b>1,245</b>	<b>1,245</b>	<b>1,245</b>
<b>Services &amp; Supplies</b>						
5106 Insurance	0	0	0			
5120 Communications	0	0	0			
5140 Maintenance Equipment	0	0	0			
5150 Memberships	0	0	0			
5165 Professional & Specialized CFP	15,000	11,250	15,000	15,000	15,000	15,000
5166 A87 Costs	2,050	(1,902)	2,969	2,969	1,848	1,848
Sexually Violent Predator	0	0	0	5,000	5,000	5,000
5187 Special Dept Expense MURDER						
5187 Special Dept Expense STATE	74,610	75,365	73,513	61,033	76,000	76,000
<b>Total Services &amp; Supplies</b>	<b>91,660</b>	<b>84,713</b>	<b>91,482</b>	<b>84,002</b>	<b>97,848</b>	<b>97,848</b>
<b>Fixed Assets</b>						
6228 Equipment	0					
<b>Total Fixed Assets</b>	<b>0</b>	<b>0</b>	<b>0</b>	<b>0</b>	<b>0</b>	<b>0</b>
<b>BUDGET UNIT TOTAL</b>	<b>91,660</b>	<b>85,938</b>	<b>92,610</b>	<b>85,246</b>	<b>99,092</b>	<b>99,092</b>

Number of Personnel Budgeted

As of January 1, 1998 the Courts are independent of the County pursuant to AB233.  
As of July 2000 the Court and the County entered into a contract where the County pays a flat fee.

STATE CONTROLLER  
COUNTY BUDGET ACT

BUDGET UNIT [ SCHEDULE 9

SCHEDULE 9

COUNTY OF SIERRA  
STATE OF CALIFORNIA  
  
FISCAL YEAR 2014-15

Budget Name  
Function  
Activity  
Fund  
Budget Unit  
  
DISTRICT ATTORNEY  
General  
Judicial  
**General**  
**0015370**

FINANCING USES CLASSIFICATION	2011-12 ACTUAL	2012-13 ACTUAL	2013-14 ACTUAL	2013-14 ADOPTED	2014-15 RECOMMENDED	2014-15 ADOPTED
(1)	(2)	(3)	(4)	(6)	(5)	(6)

Financing Source by Revenue Category

Taxes	0	0	0		0	
Use of Money	0	0	0		0	
Intergovernmental	0	0	0	0	0	0
Licenses Permits & Franchises	0	0	0		0	
Fines, Forfeitures & Penalties	0	0	0		0	
Charges For Services	0	0	0		0	
Miscellaneous	0	0	0		0	
<b>Total Revenues</b>	<b>0</b>	<b>0</b>	<b>0</b>	<b>0</b>	<b>0</b>	<b>0</b>

Salaries & Employee Benefits

5000 Regular Salaries	145,552	150,112	125,047	119,930	123,150	123,150
5001 Extra Help	0	0	0	0	0	0
5002 Overtime	0	0	0			
5007 Benefits	84,687	79,879	63,462	63,561	62,706	62,706
<b>Total Salaries &amp; Benefits</b>	<b>230,238</b>	<b>229,992</b>	<b>188,509</b>	<b>183,491</b>	<b>185,856</b>	<b>185,856</b>

Services & Supplies

5106 Insurance	1,385	806	1,011	1,011	1,545	1,545
5120 Communications	0	0	0	0	0	0
5240 Maintenance Equipment	3,600	184	668	1,573	1,419	1,419
5150 Memberships	2,223	4,056	1,332	1,352	2,426	2,426
5160 Office Expense	1,445	2,097	1,848	1,141	1,718	1,718
5165 Professional & Specialized	0	0	1,940	16,439	16,439	16,439
5166 A87 Costs	25,137	26,032	24,285	24,116	22,481	22,481
5174 Publications & Legal Notices	0	0	0	0	0	0
5180 Rents & Leases - Building	0	0	0	6,000	6,000	6,000
5187 Special Dept Expense	12,176	85	682	5,798	4,126	4,126
5502 Transportation & Travel	0	2,361	1,946	622	1,373	1,373
<b>Total Services &amp; Supplies</b>	<b>45,966</b>	<b>35,621</b>	<b>33,712</b>	<b>58,053</b>	<b>57,529</b>	<b>57,529</b>

Fixed Assets

6228 Equipment	0	0	0			
<b>Total Fixed Assets</b>	<b>0</b>	<b>0</b>	<b>0</b>	<b>0</b>	<b>0</b>	<b>0</b>

<b>BUDGET UNIT TOTAL</b>	<b>276,204</b>	<b>265,613</b>	<b>222,221</b>	<b>241,544</b>	<b>243,385</b>	<b>243,385</b>
--------------------------	----------------	----------------	----------------	----------------	----------------	----------------

Number of Personnel Budgeted	2.0	2.0	1.6	1.4	1.4	1.4
------------------------------	-----	-----	-----	-----	-----	-----

STATE CONTROLLER  
COUNTY BUDGET ACT

BUDGET UNIT [ SCHEDULE 9

SCHEDULE 9

COUNTY OF SIERRA  
STATE OF CALIFORNIA  
  
FISCAL YEAR 2014-15

Budget Name  
Function  
Activity  
Fund  
Budget Unit  
  
**PUBLIC DEFENDER**  
General  
Judicial  
**General**  
**0015380**

FINANCING USES CLASSIFICATION (1)	2011-12 ACTUAL (2)	2012-13 ACTUAL (3)	2013-14 ACTUAL (4)	2013-14 ADOPTED (6)	2014-15 RECOMMENDED (5)	2014-15 ADOPTED (6)
---	--------------------------	--------------------------	--------------------------	---------------------------	-------------------------------	---------------------------

**Financing Source by Revenue Category**

Taxes	0	0	0	0	0	0
Use of Money	0	0	0	0	0	0
Intergovernmental	0	0	0	0	0	0
Licenses Permits & Franchises	0	0	0	0	0	0
Fines, Forfeitures & Penalties	0	0	0	0	0	0
Charges For Services	16,386	73,245	30,976	18,000	18,000	18,000
Miscellaneous	0	0	0	0	0	0
<b>Total Revenues</b>	<b>16,386</b>	<b>73,245</b>	<b>30,976</b>	<b>18,000</b>	<b>18,000</b>	<b>18,000</b>

**Salaries & Employee Benefits**

5000 Regular Salaries						
5001 Extra Help						
5002 Overtime						
5007 Benefits						
<b>Total Salaries &amp; Benefits</b>	<b>0</b>	<b>0</b>	<b>0</b>	<b>0</b>	<b>0</b>	<b>0</b>

**Services & Supplies**

5106 Insurance	0	0	0			
5120 Communications	0	0	0			
5140 Maintenance Equipment	0	0	0			
5150 Memberships	0	0	0			
5160 Office Expense	0	0	0			
5166 A87 Costs	4,335	1,279	3,031	3,031	3,013	3,013
5187 Special Dept Expense Murder	0	0	0			
5502 Transportation & Travel	0	0	0			
6051 Prof & Specialized Contract	65,656	70,248	63,320	70,000	71,000	71,000
6052 Prof & Specialized Criminal	11,279	25,287	22,454	22,000	26,000	26,000
<b>Total Services &amp; Supplies</b>	<b>81,270</b>	<b>96,814</b>	<b>88,805</b>	<b>95,031</b>	<b>100,013</b>	<b>100,013</b>

**Fixed Assets**

6228 Equipment						
<b>Total Fixed Assets</b>	<b>0</b>	<b>0</b>	<b>0</b>	<b>0</b>	<b>0</b>	<b>0</b>

<b>BUDGET UNIT TOTAL</b>	<b>81,270</b>	<b>96,814</b>	<b>88,805</b>	<b>95,031</b>	<b>100,013</b>	<b>100,013</b>
--------------------------	---------------	---------------	---------------	---------------	----------------	----------------

Number of Personnel Budgeted



STATE CONTROLLER  
COUNTY BUDGET ACT

BUDGET UNIT [ SCHEDULE 9

SCHEDULE 9

COUNTY OF SIERRA  
STATE OF CALIFORNIA  
  
FISCAL YEAR 2014-15

Budget Name  
Function  
Activity  
Fund  
Budget Unit  
  
LAW LIBRARY  
General  
Judicial  
General  
0015390

FINANCING USES CLASSIFICATION (1)	2011-12 ACTUAL (2)	2012-13 ACTUAL (3)	2013-14 ACTUAL (4)	2013-14 ADOPTED (6)	2014-15 RECOMMENDED (5)	2014-15 ADOPTED (6)
---	--------------------------	--------------------------	--------------------------	---------------------------	-------------------------------	---------------------------

Financing Source by Revenue Category

Taxes	0	0	0	0	0	0
Use of Money	0	0	0	0	0	0
Intergovernmental	0	0	0	0	0	0
Licenses Permits & Franchises	0	0	0	0	0	0
Fines, Forfeitures & Penalties	0	0	0	0	0	0
Charges For Services	800	1,449	883	1,500	1,500	1,500
Miscellaneous	0	0	0	0	0	0
<b>Total Revenues</b>	<b>800</b>	<b>1,449</b>	<b>883</b>	<b>1,500</b>	<b>1,500</b>	<b>1,500</b>

Salaries & Employee Benefits

5000 Regular Salaries						
5001 Extra Help						
5002 Overtime						
5007 Benefits						
<b>Total Salaries &amp; Benefits</b>	<b>0</b>	<b>0</b>	<b>0</b>	<b>0</b>	<b>0</b>	<b>0</b>

Services & Supplies

5106 Insurance						
5120 Communications						
5140 Maintenance Equipment						
5150 Memberships						
5160 Office Expense						
5165 Professional & Specialized						
5166 A87 Costs	831	297	1,269	1,269	187	187
5174 Publications & Legal Notices						
5187 Special Dept Expense	1,138	939	0			
5502 Transportation & Travel						
<b>Total Services &amp; Supplies</b>	<b>1,969</b>	<b>1,236</b>	<b>1,269</b>	<b>1,269</b>	<b>187</b>	<b>187</b>

Fixed Assets

6228 Equipment						
<b>Total Fixed Assets</b>	<b>0</b>	<b>0</b>	<b>0</b>	<b>0</b>	<b>0</b>	<b>0</b>

<b>BUDGET UNIT TOTAL</b>	<b>1,969</b>	<b>1,236</b>	<b>1,269</b>	<b>1,269</b>	<b>187</b>	<b>187</b>
--------------------------	--------------	--------------	--------------	--------------	------------	------------

Number of Personnel Budgeted

STATE CONTROLLER  
COUNTY BUDGET ACT

BUDGET UNIT [ SCHEDULE 9

SCHEDULE 9

COUNTY OF SIERRA  
STATE OF CALIFORNIA  
  
FISCAL YEAR 2014-15

Budget Name  
Function  
Activity  
Fund  
Budget Unit  
  
**GRAND JURY**  
General  
Judicial  
**General**  
**0015400**

FINANCING USES CLASSIFICATION (1)	2011-12 ACTUAL (2)	2012-13 ACTUAL (3)	2013-14 ACTUAL (4)	2013-14 ADOPTED (6)	2014-15 RECOMMENDED (5)	2014-15 ADOPTED (6)
---	--------------------------	--------------------------	--------------------------	---------------------------	-------------------------------	---------------------------

**Financing Source by Revenue Category**

Taxes	0	0	0	0	0	0
Use of Money	0	0	0	0	0	0
Intergovernmental	0	0	0	0	0	0
Licenses Permits & Franchises	0	0	0	0	0	0
Fines, Forfeitures & Penalties	0	0	0	0	0	0
Charges For Services	0	0	0	0	0	0
Miscellaneous	0	0	0	0	0	0
<b>Total Revenues</b>	<b>0</b>	<b>0</b>	<b>0</b>	<b>0</b>	<b>0</b>	<b>0</b>

**Salaries & Employee Benefits**

5000 Regular Salaries						
5001 Extra Help						
5002 Overtime						
5007 Benefits						
<b>Total Salaries &amp; Benefits</b>	<b>0</b>	<b>0</b>	<b>0</b>	<b>0</b>	<b>0</b>	<b>0</b>

**Services & Supplies**

5106 Insurance						
5120 Communications						
5140 Maintenance Equipment						
5150 Memberships						
5160 Office Expense						
5165 Professional & Specialized						
5166 A87 Costs	2,115	(1,439)	1,395	1,395	3,436	3,436
5174 Publications & Legal Notices						
5187 Special Dept Expense						
5136 Transportation & Travel	8,363	7,467	9,403	5,000	12,000	12,000
<b>Total Services &amp; Supplies</b>	<b>10,478</b>	<b>6,028</b>	<b>10,798</b>	<b>6,395</b>	<b>15,436</b>	<b>15,436</b>

**Fixed Assets**

6228 Equipment	0					
<b>Total Fixed Assets</b>	<b>0</b>	<b>0</b>	<b>0</b>	<b>0</b>	<b>0</b>	<b>0</b>

<b>BUDGET UNIT TOTAL</b>	<b>10,478</b>	<b>6,028</b>	<b>10,798</b>	<b>6,395</b>	<b>15,436</b>	<b>15,436</b>
--------------------------	---------------	--------------	---------------	--------------	---------------	---------------

Number of Personnel Budgeted

STATE CONTROLLER  
COUNTY BUDGET ACT

BUDGET UNIT [ SCHEDULE 9

SCHEDULE 9

COUNTY OF SIERRA  
STATE OF CALIFORNIA  
  
FISCAL YEAR 2014-15

Budget Name  
Function  
Activity  
Fund  
Budget Unit  
  
CLERK-RECORDER  
General  
Judicial/Other  
General  
0015430

FINANCING USES CLASSIFICATION (1)	2011-12 ACTUAL (2)	2012-13 ACTUAL (3)	2013-14 ACTUAL (4)	2013-14 ADOPTED (6)	2014-15 RECOMMENDED (5)	2014-15 ADOPTED (6)
---	--------------------------	--------------------------	--------------------------	---------------------------	-------------------------------	---------------------------

**Financing Source by Revenue Category**

Taxes	0	0	0	0	0	0
Use of Money	0	0	0	0	0	0
Intergovernmental	0	0	0	0	0	0
Licenses Permits & Franchises	0	0	0	0	0	0
Fines, Forfeitures & Penalties	0	0	0	0	0	0
Charges For Services	31,905	41,786	39,721	33,600	35,000	33,600
Miscellaneous	0	0	0	0	0	0
<b>Total Revenues</b>	<b>31,905</b>	<b>41,786</b>	<b>39,721</b>	<b>33,600</b>	<b>35,000</b>	<b>33,600</b>

**Salaries & Employee Benefits**

5000 Regular Salaries	159,021	178,603	170,027	167,891	176,570	176,570
5001 Extra Help	6,414	5,685	0	0	0	0
5002 Overtime	67	0	0	0	0	0
5007 Benefits	107,462	120,926	113,096	113,016	114,955	109,893
<b>Total Salaries &amp; Benefits</b>	<b>272,963</b>	<b>305,214</b>	<b>283,123</b>	<b>280,906</b>	<b>291,525</b>	<b>286,463</b>

**Services & Supplies**

5106 Insurance	1,296	1,306	1,629	1,629	1,668	1,668
5120 Communications	0	0	0	0	0	0
5140 Maintenance Equipment	0	35	0	109	13	13
5150 Memberships	325	650	650	734	585	585
5160 Office Expense	3,260	3,598	3,947	3,971	3,893	3,893
5165 Professional & Specialized	0	0	0	0	0	0
5166 A87 Costs	36,027	52,687	57,962	57,962	50,793	50,793
5174 Publications & Legal Notices	0	0	0	9	0	0
5187 Special Dept Expense	393	958	1,441	717	1,006	1,006
5502 Transportation & Travel	0	609	788	460	503	503
<b>Total Services &amp; Supplies</b>	<b>41,300</b>	<b>59,844</b>	<b>66,416</b>	<b>65,591</b>	<b>58,461</b>	<b>58,461</b>

**Fixed Assets**

6228 Equipment	0	0	0	0	0	0
<b>Total Fixed Assets</b>	<b>0</b>	<b>0</b>	<b>0</b>	<b>0</b>	<b>0</b>	<b>0</b>

<b>BUDGET UNIT TOTAL</b>	<b>314,263</b>	<b>365,058</b>	<b>349,539</b>	<b>346,497</b>	<b>349,986</b>	<b>344,924</b>
--------------------------	----------------	----------------	----------------	----------------	----------------	----------------

Number of Personnel Budgeted	2.8	3.0	3.0	3.0	3.0	3.0
------------------------------	-----	-----	-----	-----	-----	-----

STATE CONTROLLER  
COUNTY BUDGET ACT

BUDGET UNIT [ SCHEDULE 9

SCHEDULE 9

COUNTY OF SIERRA  
STATE OF CALIFORNIA

Budget Name  
Function  
Activity  
Fund  
Budget Unit

SHERIFF-CORONER  
Public Protection  
Police Protection  
General  
0015450

FISCAL YEAR 2014-15

FINANCING USES CLASSIFICATION (1)	2011-12 ACTUAL (2)	2012-13 ACTUAL (3)	2013-14 ACTUAL (4)	2013-14 ADOPTED (6)	2014-15 RECOMMENDED (5)	2014-15 ADOPTED (6)
<b>Financing Source by Revenue Category</b>						
Taxes	0	0	0	0	0	0
Use of Money	0	0	0	0	0	0
Intergovernmental	0	0	0	0	0	0
Licenses Permits & Franchises	0	0	0	0	0	0
Fines, Forfeitures & Penalties	0	0	0	0	0	0
Charges For Services	55,456	78,818	83,037	78,000	78,000	78,000
Miscellaneous	0	0	0	0	0	0
<b>Total Revenues</b>	<b>55,456</b>	<b>78,818</b>	<b>83,037</b>	<b>78,000</b>	<b>78,000</b>	<b>78,000</b>
<b>Salaries &amp; Employee Benefits</b>						
5000 Regular Salaries	900,644	898,640	861,177	924,992	973,186	943,494
5001 Extra Help	76,856	36,440	23,731	50,000	50,000	50,000
5002 Overtime	99,837	101,589	90,116	86,194	86,194	86,194
5003 Uniform Allowance	10,088	9,999	9,800	12,075	12,075	11,525
5007 Benefits	727,002	740,074	664,333	728,600	785,802	750,518
<b>Total Salaries &amp; Benefits</b>	<b>1,814,427</b>	<b>1,786,743</b>	<b>1,649,156</b>	<b>1,801,861</b>	<b>1,907,257</b>	<b>1,841,731</b>
<b>Services &amp; Supplies</b>						
5101 Medical, Dental & Lab Sup	0	0	81	66	20	20
5106 Insurance	42,010	59,815	154,851	154,851	199,804	199,804
5120 Communications	20,789	17,129	17,218	15,000	15,000	15,000
5239 Maintenance Fuel & Oil	79,677	67,578	51,234	80,000	80,000	80,000
5240 Maintenance Equipment	2,937	3,633	3,436	3,500	3,500	3,500
5241 Maintenance Vehicles	32,030	19,133	22,193	22,000	22,000	22,000
5242 Maintenance Communications Equip	11,297	29,241	26,924	25,000	25,000	25,000
5150 Memberships	1,571	1,571	1,668	1,500	1,500	1,500
5160 Office Expense	9,922	8,925	20,088	6,773	9,660	9,660
5165 Professional & Specialized	63,164	56,369	46,035	36,550	41,078	41,078
5166 A87 Costs	176,395	111,620	197,843	201,114	226,001	226,001
5174 Publications & Legal Notices	944	618	1,131	492	668	668
5170 Outside County Council	0	0	0	0	0	0
5175 Rent Equipment	695	2,000	1,985	626	1,161	1,161
5187 Special Dept Expense	26,384	14,943	14,380	22,000	22,000	22,000
5502 Transportation & Travel	2,694	34,557	10,782	30,000	30,000	30,000
5195 Utilities	9,106	6,827	6,369	7,000	7,000	7,000
<b>Total Services &amp; Supplies</b>	<b>479,615</b>	<b>433,960</b>	<b>576,218</b>	<b>606,472</b>	<b>684,393</b>	<b>684,393</b>
<b>Other Charges</b>						
6001 Range Program	0	0	0			
6002 Search & Rescue	0	0	0			
7724 Other	0	0	0			
<b>Total Other Charges</b>	<b>0</b>	<b>0</b>	<b>0</b>	<b>0</b>	<b>0</b>	<b>0</b>
<b>Fixed Assets</b>						
6228 Equipment	0	0	0			
6229 Vehicles	693	0	0			50,000
<b>Total Fixed Assets</b>	<b>693</b>	<b>0</b>	<b>0</b>	<b>0</b>	<b>0</b>	<b>50,000</b>
<b>BUDGET UNIT TOTAL</b>	<b>2,294,735</b>	<b>2,220,703</b>	<b>2,225,374</b>	<b>2,408,332</b>	<b>2,591,650</b>	<b>2,576,123</b>
Number of Personnel Budgeted	16.0	17.0	16.0	16.0	16.0	16.0

STATE CONTROLLER  
COUNTY BUDGET ACT

BUDGET UNIT [ SCHEDULE 9

SCHEDULE 9

COUNTY OF SIERRA  
STATE OF CALIFORNIA  
  
FISCAL YEAR 2014-15

Budget Name  
Function  
Activity  
Fund  
Budget Unit  
  
**MARINE PATROL**  
Public Protection  
Police Protection  
**General**  
**0015460**

FINANCING USES CLASSIFICATION (1)	2011-12 ACTUAL (2)	2012-13 ACTUAL (3)	2013-14 ACTUAL (4)	2013-14 ADOPTED (6)	2014-15 RECOMMENDED (5)	2014-15 ADOPTED (6)
<b>Financing Source by Revenue Category</b>						
Taxes	0	0	0		0	
Use of Money	0	0	0		0	
Intergovernmental	55,867	18,934	23,513	53,094	51,983	51,983
Licenses Permits & Franchises	0	0	0		0	
Fines, Forfeitures & Penalties	0	0	0		0	
Charges For Services	0	0	0		0	
Miscellaneous	0	0	0		0	
<b>Total Revenues</b>	<b>55,867</b>	<b>18,934</b>	<b>23,513</b>	<b>53,094</b>	<b>51,983</b>	<b>51,983</b>
<b>Salaries &amp; Employee Benefits</b>						
5000 Regular Salaries	13,977	3,888	8,583	13,493	14,085	14,085
5001 Extra Help	12,030	1,016	0	12,030	12,030	12,030
5002 Overtime	475	5,150	4,358	475	475	475
5003 Uniform Allowance	466	0	0	466	466	466
5007 Benefits	12,837	6,662	6,714	11,426	12,131	12,131
<b>Total Salaries &amp; Benefits</b>	<b>39,785</b>	<b>16,716</b>	<b>19,656</b>	<b>37,891</b>	<b>39,187</b>	<b>39,187</b>
<b>Services &amp; Supplies</b>						
5106 Insurance	145	258	325	325	309	309
5139 Maintenance Fuel & Oil	0	0	0	0	0	0
5240 Maintenance Equipment	1,507	1,149	1,059	3,023	3,118	3,118
5160 Office Expense	0	0	0	0	0	0
5165 Professional & Specialized	505	0	0	379	424	424
5166 A87 Costs	(5)	728	3,270	3,270	879	879
5180 Rent	1,200	3,070	1,200	4,607	4,591	4,591
5187 Special Dept Expense	2,569	1,493	78	3,240	3,475	3,475
5502 Transportation & Travel	0	0	0	359	0	0
<b>Total Services &amp; Supplies</b>	<b>5,921</b>	<b>6,697</b>	<b>5,932</b>	<b>15,203</b>	<b>12,796</b>	<b>12,796</b>
<b>Fixed Assets</b>						
6228 Equipment	0	0	0		0	
<b>Total Fixed Assets</b>	<b>0</b>	<b>0</b>	<b>0</b>	<b>0</b>	<b>0</b>	<b>0</b>
<b>BUDGET UNIT TOTAL</b>	<b>45,706</b>	<b>23,413</b>	<b>25,588</b>	<b>53,094</b>	<b>51,983</b>	<b>51,983</b>
Number of Personnel Budgeted	0.3	0.3	0.3	0.0	0.3	0.0

STATE CONTROLLER  
COUNTY BUDGET ACT

BUDGET UNIT [ SCHEDULE 9

SCHEDULE 9

COUNTY OF SIERRA  
STATE OF CALIFORNIA  
  
FISCAL YEAR 2014-15

Budget Name  
Function  
Activity  
Fund  
Budget Unit  
  
ADA DRUG GRANT - OCJP  
Public Protection  
Police Protection  
General  
0015470  
0015465

FINANCING USES CLASSIFICATION (1)	2011-12 ACTUAL (2)	2012-13 ACTUAL (3)	2013-14 ACTUAL (4)	2013-14 ADOPTED (6)	2014-15 RECOMMENDED (5)	2014-15 ADOPTED (6)
---	--------------------------	--------------------------	--------------------------	---------------------------	-------------------------------	---------------------------

Financing Source by Revenue Category

Taxes	0	0	0		0	
Use of Money	0	0	0		0	
Intergovernmental	0	0	0	113,067	142,092	142,092
Licenses Permits & Franchises	0	0	0		0	
Fines, Forfeitures & Penalties	0	0	0		0	
Charges For Services	0	0	0		0	
Miscellaneous	0	0	0		0	
<b>Total Revenues</b>	<b>0</b>	<b>0</b>	<b>0</b>	<b>113,067</b>	<b>142,092</b>	<b>142,092</b>
5000 Regular Salaries	54,281	23,576	27,947	45,976	62,107	63,982
5001 Extra Help	0	0	0			
5002 Overtime	7,295	6,403	6,297	0	1,875	0
5003 Uniform Allowance	0	0	0	350	350	350
5007 Benefits	41,804	16,919	20,569	27,704	43,273	43,273
<b>Total Salaries &amp; Benefits</b>	<b>103,379</b>	<b>46,898</b>	<b>54,813</b>	<b>74,030</b>	<b>107,605</b>	<b>107,605</b>
<b>Services &amp; Supplies</b>						
5106 Insurance	252	254	355	355	368	368
5120 Communications	1,395	1,681	2,208	167	423	423
5140 Maintenance Equipment	0	0	0	0	0	0
5239 Maintenance Vehicles	0	0	0	3	0	0
5155 Miscellaneous	0	0	0	27,100	27,100	27,100
5160 Office Expense	686	756	0	78	116	116
5165 Professional & Specialized	0	17,507	13,663	1,599	2,497	2,497
5166 A87 Costs	4,875	5,647	6,304	6,304	2,343	2,343
5187 Special Dept Expense	11,595	7,622	1,246	3,320	1,639	1,639
5175 Intrest of Bond	0		9,815			
5502 Transportation & Travel	0	0	0	111	0	0
<b>Total Services &amp; Supplies</b>	<b>18,802</b>	<b>33,468</b>	<b>33,590</b>	<b>39,037</b>	<b>34,487</b>	<b>34,487</b>
<b>Fixed Assets</b>						
6228 Equipment	6,099	0	0			
<b>Total Fixed Assets</b>	<b>0</b>	<b>0</b>	<b>0</b>			
<b>BUDGET UNIT TOTAL</b>	<b>122,182</b>	<b>80,366</b>	<b>88,403</b>	<b>113,067</b>	<b>142,092</b>	<b>142,092</b>
Number of Personnel Budgeted	1.00	1.00	0.80	0.80	0.80	0.80

STATE CONTROLLER  
COUNTY BUDGET ACT

BUDGET UNIT [ SCHEDULE 9

SCHEDULE 9

COUNTY OF SIERRA  
STATE OF CALIFORNIA  
  
FISCAL YEAR 2014-15

Budget Name  
Function  
Activity  
Fund  
Budget Unit

CAL-GRANT - OCJP DRUGS  
Public Protection  
Police Protection  
General  
0015475

FINANCING USES CLASSIFICATION (1)	2011-12 ACTUAL (2)	2012-13 ACTUAL (3)	2013-14 ACTUAL (4)	2013-14 ADOPTED (6)	2014-15 RECOMMENDED (5)	2014-15 ADOPTED (6)
---	--------------------------	--------------------------	--------------------------	---------------------------	-------------------------------	---------------------------

Financing Source by Revenue Category

Taxes	0	0	0		0	
Use of Money	0	0	0		0	
Intergovernmental	0	0	0	0	0	0
Licenses Permits & Franchises	0	0	0		0	
Fines, Forfeitures & Penalties	0	0	0		0	
Charges For Services	0	0	0		0	
Miscellaneous	0	0	0		0	
<b>Total Revenues</b>	<b>0</b>	<b>0</b>	<b>0</b>	<b>0</b>	<b>0</b>	<b>0</b>
5000 Regular Salaries	0	0	0			
5001 Extra Help	0	0	0			
5002 Overtime	0	0	308			
5003 Uniform Allowance	0	0	0			
5007 Benefits	0	0	83			
<b>Total Salaries &amp; Benefits</b>	<b>0</b>	<b>0</b>	<b>391</b>	<b>0</b>	<b>0</b>	<b>0</b>
<b>Services &amp; Supplies</b>						
5106 Insurance	0	0	0			
5120 Communications	0	0	0			
5242 Maintenance Equipment	0	0	0			
5141 Maintenance Vehicles	0	0	0		0	0
5155 Miscellaneous	0	0	0		0	0
5160 Office Expense	0	0	0		0	0
5165 Professional & Specialized	0	0	1,578		11,164	11,164
5166 A87 Costs	0	0	0			
5174 Outside County Counsel	0	0	0		0	0
5187 Special Dept Expense	0	853	0		0	0
5502 Transportation & Travel	0	957	0	5,017	6,771	6,771
<b>Total Services &amp; Supplies</b>	<b>0</b>	<b>1,810</b>	<b>1,578</b>	<b>5,017</b>	<b>17,934</b>	<b>17,934</b>
<b>Fixed Assets</b>						
6228 Equipment	0	0	0			
6229 Vehicles	0	0	0			
<b>Total Fixed Assets</b>	<b>0</b>	<b>0</b>	<b>0</b>	<b>0</b>	<b>0</b>	<b>0</b>
<b>BUDGET UNIT TOTAL</b>	<b>0</b>	<b>1,810</b>	<b>1,969</b>	<b>5,017</b>	<b>17,934</b>	<b>17,934</b>

Number of Personnel Budgeted                      Salaries & Benefits are budgeted in Sheriff's budget

STATE CONTROLLER  
COUNTY BUDGET ACT

BUDGET UNIT [ SCHEDULE 9

SCHEDULE 9

COUNTY OF SIERRA  
STATE OF CALIFORNIA

FISCAL YEAR 2014-15

Budget Name  
Function  
Activity  
Fund  
Budget Unit

**JAIL**  
Public Protection  
Detention & Corrections  
**General**  
**0015480**

FINANCING USES CLASSIFICATION (1)	2011-12 ACTUAL (2)	2012-13 ACTUAL (3)	2013-14 ACTUAL (4)	2013-14 ADOPTED (6)	2014-15 RECOMMENDED (5)	2014-15 ADOPTED (6)
---	--------------------------	--------------------------	--------------------------	---------------------------	-------------------------------	---------------------------

**Financing Source by Revenue Category**

Taxes	0	0	0	0	0	0
Use of Money	0	0	0	0	0	0
Intergovernmental	0	0	0	0	0	0
Licenses Permits & Franchises	0	0	0	0	0	0
Fines, Forfeitures & Penalties	0	0	0	0	0	0
Charges For Services	0	0	0	0	0	0
Miscellaneous	0	0	0	0	0	0
<b>Total Revenues</b>	<b>0</b>	<b>0</b>	<b>0</b>	<b>0</b>	<b>0</b>	<b>0</b>

**Salaries & Employee Benefits**

5000 Regular Salaries	0	0	0			
5001 Extra Help	0	0	0			
5002 Overtime	0	0	0			
5007 Benefits W/C	4,085	7,418	0		0	
<b>Total Salaries &amp; Benefits</b>	<b>4,085</b>	<b>7,418</b>	<b>0</b>	<b>0</b>	<b>0</b>	<b>0</b>

**Services & Supplies**

5101 Medical, Dental & Lab Sup	66,939	49,814	47,691	55,592	53,216	53,216
5105 Clothing & Personal Supplies	0	0	0	144	0	0
5106 Insurance	2,644	3,771	1,900	1,900	1,925	1,925
5120 Communications	0	0	0	0	0	0
5125 Food	20,073	14,134	25,940	25,000	25,000	25,000
5131 Jail Supplies	0	124	0	619	40	40
5140 Maintenance Equipment	0	0	0	0	0	0
5160 Office Expense	10	20	32	25	20	20
5165 Professional & Specialized	1,192	2,962	1,995	3,957	1,990	1,990
5166 A87 Costs	43,157	30,756	52,229	52,229	55,707	55,707
5187 Special Dept Expense	2,564	1,470	1,794	3,034	1,886	1,886
5502 Transportation & Travel	0	0	0	0	0	0
6040 Out of County Incarcerations	16,752	48,589	51,087	40,000	40,000	40,000
<b>Total Services &amp; Supplies</b>	<b>153,331</b>	<b>151,640</b>	<b>182,668</b>	<b>182,499</b>	<b>179,785</b>	<b>179,785</b>

**Fixed Assets**

6228 Equipment	0	0	0			
6026 Building	0	0	0			
<b>Total Fixed Assets</b>	<b>0</b>	<b>0</b>	<b>0</b>	<b>0</b>	<b>0</b>	<b>0</b>

<b>BUDGET UNIT TOTAL</b>	<b>157,416</b>	<b>159,058</b>	<b>182,668</b>	<b>182,499</b>	<b>179,785</b>	<b>179,785</b>
--------------------------	----------------	----------------	----------------	----------------	----------------	----------------

Number of Personnel Budgeted

Salaries & Benefits are budgeted in Sheriff's budget



STATE CONTROLLER  
COUNTY BUDGET ACT

BUDGET UNIT [ SCHEDULE 9

SCHEDULE 9

COUNTY OF SIERRA  
STATE OF CALIFORNIA  
  
FISCAL YEAR 2014-15

Budget Name  
Function  
Activity  
Fund  
Budget Unit  
  
**PROBATION**  
Public Protection  
Detention & Corrections  
**General**  
**0015490**

FINANCING USES CLASSIFICATION (1)	2011-12 ACTUAL (2)	2012-13 ACTUAL (3)	2013-14 ACTUAL (4)	2013-14 ADOPTED (6)	2014-15 RECOMMENDED (5)	2014-15 ADOPTED (6)
---	--------------------------	--------------------------	--------------------------	---------------------------	-------------------------------	---------------------------

**Financing Source by Revenue Category**

Taxes	0	0	0	0	0	0
Use of Money	0	0	0	0	0	0
Intergovernmental	183,207	93,653	0	27,183	27,183	0
Licenses Permits & Franchises	0	0	0	0	0	0
Fines, Forfeitures & Penalties	0	0	0	0	0	0
Charges For Services	0	0	0	0	0	0
Miscellaneous	0	0	0	0	0	0
<b>Total Revenues</b>	<b>183,207</b>	<b>93,653</b>	<b>0</b>	<b>27,183</b>	<b>27,183</b>	<b>0</b>

**Salaries & Employee Benefits**

5000 Regular Salaries	180,455	180,012	172,726	154,885	214,706	214,706
5001 Extra Help	28,742	2,017	0	0	0	0
5002 Overtime	982	947	1,430	10,000	10,000	10,000
5007 Benefits	137,723	150,638	138,572	138,697	190,822	139,858
<b>Total Salaries &amp; Benefits</b>	<b>347,903</b>	<b>333,614</b>	<b>312,728</b>	<b>303,582</b>	<b>415,528</b>	<b>364,563</b>

**Services & Supplies**

5106 Insurance	1,352	1,363	1,065	1,065	1,405	1,405
5120 Communications	3,320	3,227	2,800	7,545	8,771	8,771
5240 Maintenance Equipment	0	4,722	7,012	8,208	11,010	11,010
5150 Memberships	1,821	1,611	628	2,954	3,810	3,810
5160 Office Expense	5,120	4,859	6,831	18,504	15,774	15,774
5165 Professional & Specialized	3,690	2,465	2,404	10,043	8,031	8,031
5166 A87 Costs	25,225	22,773	48,732	48,732	28,029	28,029
5174 Publications & Legal Notices	90	1,047	0	877	1,067	1,067
5238 Utilities LP Gas	0	3,424	4,559	2,640	7,491	7,491
5180 Rents & Leases Building	8,665	10,603	11,371	21,099	28,751	28,751
5187 Special Dept Expense	8,024	1,087	2,494	7,822	10,890	9,890
5502 Transportation & Travel	87	2,730	1,665	7,607	4,206	4,206
6041 Care of Juvenile Wards	1,120	0	0	7,980	7,980	7,980
<b>Total Services &amp; Supplies</b>	<b>58,514</b>	<b>59,912</b>	<b>89,560</b>	<b>145,075</b>	<b>137,214</b>	<b>136,214</b>

**Fixed Assets**

6228 Equipment	0	0	0			
6229 Vehicles	36,349	0	0			
<b>Total Fixed Assets</b>	<b>36,349</b>	<b>0</b>	<b>0</b>	<b>0</b>	<b>0</b>	<b>0</b>

**BUDGET UNIT TOTAL**                      **442,765**                      **393,526**                      **402,288**                      **448,657**                      **552,742**                      **500,777**

Number of Personnel Budgeted                      5.0                      3.0                      3.0                      3.0                      3.0                      4.0

\* this budget is funded in part by Grants with the rest from the General Fund  
The YOGB grant pays for \$85k in wages & \$32k in expenses above

STATE CONTROLLER  
COUNTY BUDGET ACT

BUDGET UNIT [ SCHEDULE 9

SCHEDULE 9

COUNTY OF SIERRA  
STATE OF CALIFORNIA  
  
FISCAL YEAR 2014-15

Budget Name  
Function  
Activity  
Fund  
Budget Unit  
  
VICTIM-WITNESS  
Public Protection  
Other Assistance  
General  
0015510

FINANCING USES CLASSIFICATION (1)	2011-12 ACTUAL (2)	2012-13 ACTUAL (3)	2013-14 ACTUAL (4)	2013-14 ADOPTED (6)	2014-15 RECOMMENDED (5)	2014-15 ADOPTED (6)
---	--------------------------	--------------------------	--------------------------	---------------------------	-------------------------------	---------------------------

Financing Source by Revenue Category

Taxes	0	0	0	0	0	0
Use of Money	0	0	0	0	0	0
Intergovernmental	74,494	36,646	53,907	54,052	54,052	54,230
Licenses Permits & Franchises	0	0	0	0	0	0
Fines, Forfeitures & Penalties	0	0	0	0	0	0
Charges For Services	0	0	0	0	0	0
Miscellaneous	0	0	0	0	0	0
<b>Total Revenues</b>	<b>74,494</b>	<b>36,646</b>	<b>53,907</b>	<b>54,052</b>	<b>54,052</b>	<b>54,230</b>

Salaries & Employee Benefits

5000 Regular Salaries	54,609	54,609	24,490	21,311	23,357	23,357
5001 Extra Help	0	0	0	0	0	0
5002 Overtime	0	0	0	0	0	0
5007 Benefits	31,396	32,709	20,081	31,951	32,446	20,026
<b>Total Salaries &amp; Benefits</b>	<b>86,004</b>	<b>87,318</b>	<b>44,571</b>	<b>53,262</b>	<b>55,803</b>	<b>43,383</b>

Services & Supplies

5106 Insurance	237	239	316	316	228	228
5120 Communications	722	685	1,417	1,201	1,265	1,265
5140 Maintenance Equipment	0	0	3,305	0	1,480	1,480
5150 Memberships	35	35	35	47	47	47
5160 Office Expense	1,564	747	1,059	1,240	1,509	1,509
5165 Professional & Specialized	0	0	0	0	0	0
5166 A87 Costs	2,880	3,671	7,349	7,349	3,928	3,928
5180 Rents & Leases Building	0	0	0	0	0	0
5187 Special Dept Expense	7,380	0	1,200	3,918	3,918	3,918
5502 Transportation & Travel	0	163	3,543	423	1,660	1,660
5195 Utilities	0	0	0	0	0	0
<b>Total Services &amp; Supplies</b>	<b>12,817</b>	<b>5,541</b>	<b>18,225</b>	<b>14,495</b>	<b>14,035</b>	<b>14,035</b>

Fixed Assets

6228 Equipment	0	0	0	0	0	0
<b>Total Fixed Assets</b>	<b>0</b>	<b>0</b>	<b>0</b>	<b>0</b>	<b>0</b>	<b>0</b>

<b>BUDGET UNIT TOTAL</b>	<b>98,822</b>	<b>92,858</b>	<b>62,796</b>	<b>67,757</b>	<b>69,838</b>	<b>57,418</b>
--------------------------	---------------	---------------	---------------	---------------	---------------	---------------

Number of Personnel Budgeted	1.0	1.0	1.0	0.6	1.0	0.6
------------------------------	-----	-----	-----	-----	-----	-----

STATE CONTROLLER  
COUNTY BUDGET ACT

BUDGET UNIT [ SCHEDULE 9

SCHEDULE 9

COUNTY OF SIERRA  
STATE OF CALIFORNIA  
  
FISCAL YEAR 2014-15

Budget Name  
Function  
Activity  
Fund  
Budget Unit  
  
**BUILDING INSPECTION**  
Public Protection  
Protective Inspections  
**General**  
**0015520**

FINANCING USES CLASSIFICATION (1)	2011-12 ACTUAL (2)	2012-13 ACTUAL (3)	2013-14 ACTUAL (4)	2013-14 ADOPTED (6)	2014-15 RECOMMENDED (5)	2014-15 ADOPTED (6)
---	--------------------------	--------------------------	--------------------------	---------------------------	-------------------------------	---------------------------

**Financing Source by Revenue Category**

Taxes	0	0	0		0	
Use of Money	0	0	0		0	
Intergovernmental	0	0	0		0	
Licenses Permits & Franchises	0	0	0		0	
Fines, Forfeitures & Penalties	0	0	0		0	
Charges For Services	40,928	31,927	53,552	20,000	20,000	30,000
Miscellaneous	0	0	0		0	
<b>Total Revenues</b>	<b>40,928</b>	<b>31,927</b>	<b>53,552</b>	<b>20,000</b>	<b>20,000</b>	<b>30,000</b>

**Salaries & Employee Benefits**

5000 Regular Salaries	100,742	96,045	67,024	94,001	82,882	84,397
5001 Extra Help	0	0	0			
5002 Overtime	0	0	0			
5007 Benefits	63,291	64,056	59,712	70,609	66,256	59,956
<b>Total Salaries &amp; Benefits</b>	<b>164,033</b>	<b>160,101</b>	<b>126,735</b>	<b>164,611</b>	<b>149,138</b>	<b>144,353</b>

**Services & Supplies**

5106 Insurance	681	686	872	872	895	895
5120 Communications	165	63	28	300	300	300
5240 Maintenance Equipment	0	2,344	1,261	2,310	2,310	2,310
5150 Memberships	1,159	592	377	1,550	1,550	1,550
5160 Office Expense	5,461	5,850	4,284	2,180	2,180	2,180
5165 Professional & Specialized	4,933	1,443	18,262	7,000	7,000	7,000
5166 A87 Costs	21,398	27,330	37,402	37,402	25,122	25,122
5168 Administration from Public Works	1,104	2,185	10,776	200	200	200
5174 Publications	118	196	1,927	1,100	1,100	1,100
5180 Rents & Leases Building	0	0	0			
5187 Special Dept Expense	1,728	2,221	1,403	4,000	4,000	4,000
5502 Transportation & Travel	496	2,805	599	3,000	3,000	3,000
5195 Utilities	0	0	0			
<b>Total Services &amp; Supplies</b>	<b>37,242</b>	<b>45,715</b>	<b>77,190</b>	<b>59,915</b>	<b>47,657</b>	<b>47,657</b>

**Fixed Assets**

6228 Equipment	0	0	0			
6229 Vehicle	0	0	0			
<b>Total Fixed Assets</b>	<b>0</b>	<b>0</b>	<b>0</b>	<b>0</b>	<b>0</b>	<b>0</b>

<b>BUDGET UNIT TOTAL</b>	<b>201,275</b>	<b>205,816</b>	<b>203,926</b>	<b>224,525</b>	<b>196,795</b>	<b>192,011</b>
--------------------------	----------------	----------------	----------------	----------------	----------------	----------------

Number of Personnel Budgeted	3	2	2	2	2	2
------------------------------	---	---	---	---	---	---

STATE CONTROLLER  
COUNTY BUDGET ACT

BUDGET UNIT [ SCHEDULE 9

SCHEDULE 9

COUNTY OF SIERRA  
STATE OF CALIFORNIA

FISCAL YEAR 2014-15

Budget Name  
Function  
Activity  
Fund  
Budget Unit

AGRICULTURE COMMISSIONER  
Public Protection  
Protective Inspection  
General  
0015530

FINANCING USES CLASSIFICATION (1)	2011-12 ACTUAL (2)	2012-13 ACTUAL (3)	2013-14 ACTUAL (4)	2013-14 ADOPTED (6)	2014-15 RECOMMENDED (5)	2014-15 ADOPTED (6)
---	--------------------------	--------------------------	--------------------------	---------------------------	-------------------------------	---------------------------

Financing Source by Revenue Category

Taxes	0	0	0	0	0	0
Use of Money	0	0	0	0	0	0
Intergovernmental	19,301	20,827	16,364	19,000	19,000	16,500
Licenses Permits & Franchises	0	0	0	0	0	0
Fines, Forfeitures & Penalties	0	0	0	0	0	0
Charges For Services	0	0	0	0	0	0
Miscellaneous	0	0	0	0	0	0
<b>Total Revenues</b>	<b>19,301</b>	<b>20,827</b>	<b>16,364</b>	<b>19,000</b>	<b>19,000</b>	<b>16,500</b>

Salaries & Employee Benefits

5000 Regular Salaries						
5001 Extra Help						
5002 Overtime						
5007 Benefits						
<b>Total Salaries &amp; Benefits</b>	<b>0</b>	<b>0</b>	<b>0</b>	<b>0</b>	<b>0</b>	<b>0</b>

Services & Supplies

5106 Insurance						
5120 Communications						
5140 Maintenance Equipment						
5150 Memberships						
5160 Office Expense						
5165 Professional & Specialized	39,916	44,134	31,667	45,000	45,000	45,000
5166 A87 Costs	331	944	1,346	1,346	917	917
5174 Publications & Legal Notices						
5187 Special Dept Expense	0	0	0			
5502 Transportation & Travel						
<b>Total Services &amp; Supplies</b>	<b>40,247</b>	<b>45,078</b>	<b>33,013</b>	<b>46,346</b>	<b>45,917</b>	<b>45,917</b>

Fixed Assets

6228 Equipment	0	0	0			
<b>Total Fixed Assets</b>	<b>0</b>	<b>0</b>	<b>0</b>	<b>0</b>	<b>0</b>	<b>0</b>

<b>BUDGET UNIT TOTAL</b>	<b>40,247</b>	<b>45,078</b>	<b>33,013</b>	<b>46,346</b>	<b>45,917</b>	<b>45,917</b>
--------------------------	---------------	---------------	---------------	---------------	---------------	---------------

Number of Personnel Budgeted

STATE CONTROLLER  
COUNTY BUDGET ACT

BUDGET UNIT [ SCHEDULE 9

SCHEDULE 9

COUNTY OF SIERRA  
STATE OF CALIFORNIA  
  
FISCAL YEAR 2014-15

Budget Name  
Function  
Activity  
Fund  
Budget Unit

OFFICE OF EMERGENCY SERVICES  
Public Protection  
Other Protection  
General  
0015550

FINANCING USES CLASSIFICATION (1)	2011-12 ACTUAL (2)	2012-13 ACTUAL (3)	2013-14 ACTUAL (4)	2013-14 ADOPTED (6)	2014-15 RECOMMENDED (5)	2014-15 ADOPTED (6)
---	--------------------------	--------------------------	--------------------------	---------------------------	-------------------------------	---------------------------

Financing Source by Revenue Category

Taxes	0	0	0		0	
Use of Money	0	0	0		0	
Intergovernmental	112,686	180,443	68,895	125,644	125,644	125,644
Licenses Permits & Franchises	0	0	0		0	
Fines, Forfeitures & Penalties	0	0	0		0	
Charges For Services	0	0	0		0	
Miscellaneous	0	0	0		0	
<b>Total Revenues</b>	<b>112,686</b>	<b>180,443</b>	<b>68,895</b>	<b>125,644</b>	<b>125,644</b>	<b>125,644</b>

Salaries & Employee Benefits

5000 Regular Salaries	38,769	59,329	57,938	57,236	59,694	59,694
5001 Extra Help	0	0	0			
5002 Overtime	0	0	0			
5007 Benefits	22,044	33,199	32,234	32,769	34,506	34,506
<b>Total Salaries &amp; Benefits</b>	<b>60,813</b>	<b>92,527</b>	<b>90,173</b>	<b>90,004</b>	<b>94,201</b>	<b>94,201</b>

Services & Supplies

5106 Insurance	158	159	227	227	356	356
5120 Communications	0	0	75	0	23	23
5130 House Hold	0	0	0	0	0	0
5140 Maintenance Equipment	2,634	1,538	1,694	1,031	1,798	1,798
5150 Memberships	0	75	0	19	23	23
5160 Office Expense	111	1,685	2,871	684	1,430	1,430
5165 Professional & Specialized	0	0	(1,314)	12	(403)	(403)
5166 A87 Costs	9,269	4,956	12,232	12,232	10,757	10,757
5168 Administration from Public Works	3,355	1,980	1,460	1,869	2,082	2,082
5174 Publications & Legal Notices	0	0	0	0	0	0
5137 Grants	0	0	0	1,348	0	0
5502 Transportation & Travel	0	152	0	37	46	46
<b>Total Services &amp; Supplies</b>	<b>15,526</b>	<b>10,544</b>	<b>17,245</b>	<b>17,460</b>	<b>16,113</b>	<b>16,113</b>

OTHER

6515 Grants - Inkind Cost	0	0	0		(50,000)	(50,000)
<b>Total Fixed Assets</b>	<b>0</b>	<b>0</b>	<b>0</b>	<b>0</b>	<b>(50,000)</b>	<b>(50,000)</b>

<b>BUDGET UNIT TOTAL</b>	<b>76,339</b>	<b>103,072</b>	<b>107,418</b>	<b>107,464</b>	<b>60,314</b>	<b>60,314</b>
--------------------------	---------------	----------------	----------------	----------------	---------------	---------------

Number of Personnel Budgeted	0.5	0.5	0.5	0.5	0.5	0.5
------------------------------	-----	-----	-----	-----	-----	-----

STATE CONTROLLER  
COUNTY BUDGET ACT

BUDGET UNIT [ SCHEDULE 9

SCHEDULE 9

COUNTY OF SIERRA  
STATE OF CALIFORNIA  
  
FISCAL YEAR 2014-15

Budget Name  
Function  
Activity  
Fund  
Budget Unit  
  
PLANNING DEPT.  
Public Protection  
Other Protection  
General  
0015560

FINANCING USES CLASSIFICATION (1)	2011-12 ACTUAL (2)	2012-13 ACTUAL (3)	2013-14 ACTUAL (4)	2013-14 ADOPTED (6)	2014-15 RECOMMENDED (5)	2014-15 ADOPTED (6)
---	--------------------------	--------------------------	--------------------------	---------------------------	-------------------------------	---------------------------

Financing Source by Revenue Category

Taxes	0	0	0		0	
Use of Money	0	0	0		0	
Intergovernmental	0	0	0		0	
Licenses Permits & Franchises	0	0	0		0	
Fines, Forfeitures & Penalties	0	0	0		0	
Charges For Services	0	2,125	18,585	5,000	5,000	5,000
Miscellaneous	0	0	0		0	
<b>Total Revenues</b>	<b>0</b>	<b>2,125</b>	<b>18,585</b>	<b>5,000</b>	<b>5,000</b>	<b>5,000</b>

Salaries & Employee Benefits

5000 Regular Salaries	189,304	144,981	137,848	162,722	155,263	155,263
5001 Extra Help	0	0	0			
5002 Overtime	0	0	0			
5007 Benefits	106,813	86,675	78,811	96,029	125,393	125,393
<b>Total Salaries &amp; Benefits</b>	<b>296,116</b>	<b>231,656</b>	<b>216,658</b>	<b>258,751</b>	<b>280,656</b>	<b>280,656</b>

Services & Supplies

5106 Insurance	1,977	856	1,073	1,073	1,104	1,104
5120 Communications	30	6	2	50	50	50
5140 Maintenance Equipment	9,202	1,559	1,318	4,395	4,395	4,395
5150 Memberships	1,942	370	1,778	1,000	1,000	1,000
5160 Office Expense	6,469	5,779	4,795	8,628	8,628	8,628
5165 Professional & Specialized	0	0	3,148			
5166 A87 Costs	47,135	52,583	37,591	37,591	21,169	21,169
5174 Publications & Legal Notices	545	659	362	1,000	1,000	1,000
5180 Rents	0	0	0	0	0	0
5168 Administration from Public Works	4,111	950	2,146	1,600	1,600	1,600
5187 Special Dept Expense	0	0	0	792	792	10,792 *
5197 Refund	0	0	0	0	0	0
5502 Transportation & Travel	575	1,162	495	2,900	2,900	2,900
5195 Utility	0	0	0			
6042 Planning Commission	525	2,000	2,025	5,000	5,000	5,000
6043 Planning Comm. Mileage	128	442	461	1,000	1,000	1,000
<b>Total Services &amp; Supplies</b>	<b>72,639</b>	<b>66,368</b>	<b>55,194</b>	<b>65,029</b>	<b>48,638</b>	<b>58,638</b>

Fixed Assets

6228 Equipment	0	0	0			
6134 General Plan	110,931	10,343	12,565	114,000		126,500
<b>Total Fixed Assets</b>	<b>110,931</b>	<b>10,343</b>	<b>12,565</b>	<b>114,000</b>	<b>0</b>	<b>126,500</b>

<b>BUDGET UNIT TOTAL</b>	<b>479,686</b>	<b>308,366</b>	<b>284,418</b>	<b>437,780</b>	<b>329,294</b>	<b>465,794</b>
--------------------------	----------------	----------------	----------------	----------------	----------------	----------------

Number of Personnel Budgeted	3.4	3.4	2.9	2.9	2.9	2.9
------------------------------	-----	-----	-----	-----	-----	-----

\* One-time expenditure Housing Element \$10k

STATE CONTROLLER  
COUNTY BUDGET ACT

BUDGET UNIT [ SCHEDULE 9

SCHEDULE 9

COUNTY OF SIERRA  
STATE OF CALIFORNIA  
  
FISCAL YEAR 2014-15

Budget Name  
Function  
Activity  
Fund  
Budget Unit

**LAFCO**  
Public Protection  
Other Protection  
**General**  
**0015570**

FINANCING USES CLASSIFICATION (1)	2011-12 ACTUAL (2)	2012-13 ACTUAL (3)	2013-14 ACTUAL (4)	2013-14 ADOPTED (6)	2014-15 RECOMMENDED (5)	2014-15 ADOPTED (6)
---	--------------------------	--------------------------	--------------------------	---------------------------	-------------------------------	---------------------------

**Financing Source by Revenue Category**

Taxes	0	0	0	0	0	0
Use of Money	0	0	0	0	0	0
Intergovernmental	0	0	0	0	0	0
Licenses Permits & Franchises	0	0	0	0	0	0
Fines, Forfeitures & Penalties	0	0	0	0	0	0
Charges For Services	0	0	0	0	0	0
Miscellaneous	0	0	0	0	0	0
<b>Total Revenues</b>	<b>0</b>	<b>0</b>	<b>0</b>	<b>0</b>	<b>0</b>	<b>0</b>

**Salaries & Employee Benefits**

5000 Regular Salaries						
5001 Extra Help						
5002 Overtime						
5007 Benefits			0			
<b>Total Salaries &amp; Benefits</b>	<b>0</b>	<b>0</b>	<b>0</b>	<b>0</b>	<b>0</b>	<b>0</b>

**Services & Supplies**

5106 Insurance	0	0	0			
5120 Communications	0	0	0			
5140 Maintenance Equipment	0	0	0			
5150 Memberships	741	0	0			
5160 Office Expense	0	0	240			
5165 Professional & Specialized	0	0	0			
5166 A87 Costs	175	186	131	131	(98)	(98)
5168 Administration from Public Works	0	0	0			
5174 Publications & Legal Notices	0	0	0			
5187 Special Dept Expense	0	0	0			
5502 Transportation & Travel	0	0	0			
<b>Total Services &amp; Supplies</b>	<b>916</b>	<b>186</b>	<b>371</b>	<b>131</b>	<b>(98)</b>	<b>(98)</b>

**Fixed Assets**

6228 Equipment	0	0	0			
<b>Total Fixed Assets</b>	<b>0</b>	<b>0</b>	<b>0</b>	<b>0</b>	<b>0</b>	<b>0</b>

<b>BUDGET UNIT TOTAL</b>	<b>916</b>	<b>186</b>	<b>371</b>	<b>131</b>	<b>(98)</b>	<b>(98)</b>
--------------------------	------------	------------	------------	------------	-------------	-------------

Number of Personnel Budgeted

STATE CONTROLLER  
COUNTY BUDGET ACT

BUDGET UNIT [ SCHEDULE 9

SCHEDULE 9

COUNTY OF SIERRA  
STATE OF CALIFORNIA  
  
FISCAL YEAR 2014-15

Budget Name  
Function  
Activity  
Fund  
Budget Unit  
  
ANIMAL CONTROL  
Public Protection  
Other Protection  
General  
0015650

FINANCING USES CLASSIFICATION (1)	2011-12 ACTUAL (2)	2012-13 ACTUAL (3)	2013-14 ACTUAL (4)	2013-14 ADOPTED (6)	2014-15 RECOMMENDED (5)	2014-15 ADOPTED (6)
---	--------------------------	--------------------------	--------------------------	---------------------------	-------------------------------	---------------------------

Financing Source by Revenue Category

Taxes	0	0	0		0	
Use of Money	0	0	0		0	
Intergovernmental	0	0	0		0	
Licenses Permits & Franchises	0	0	0	1,300	1,300	1,300
Fines, Forfeitures & Penalties	0	0	0		0	
Charges For Services	0	0	0		0	
Miscellaneous	0	0	0		0	
<b>Total Revenues</b>	<b>0</b>	<b>0</b>	<b>0</b>	<b>1,300</b>	<b>1,300</b>	<b>1,300</b>
<b>Salaries &amp; Employee Benefits</b>						
5000 Regular Salaries	0	0	0			*
5001 Extra Help	0	0	0			
5002 Overtime	0	0	0			
5007 Benefits	0	612	614	622	622	622
<b>Total Salaries &amp; Benefits</b>	<b>0</b>	<b>612</b>	<b>614</b>	<b>622</b>	<b>622</b>	<b>622</b>
<b>Services &amp; Supplies</b>						
5106 Insurance	0	0	0	0	0	0
5120 Communications	0	0	0			
5140 Maintenance Equipment	0	0	0			
5150 Memberships	0	0	0			
5160 Office Expense	0	0	0			
5165 Professional & Specialized	6,141	5,100	5,046	7,000	7,000	7,000
5166 A87 Costs	354	34	683	683	207	207
5174 Publications & Legal Notices	0	0	0			
5187 Special Dept Expense	0	0	0			
5502 Transportation & Travel	0	0	0			
<b>Total Services &amp; Supplies</b>	<b>6,495</b>	<b>5,134</b>	<b>5,729</b>	<b>7,683</b>	<b>7,207</b>	<b>7,207</b>
<b>Fixed Assets</b>						
6228 Equipment	0	0	0			
<b>Total Fixed Assets</b>	<b>0</b>	<b>0</b>	<b>0</b>	<b>0</b>	<b>0</b>	<b>0</b>
<b>BUDGET UNIT TOTAL</b>	<b>6,495</b>	<b>5,746</b>	<b>6,343</b>	<b>8,305</b>	<b>7,829</b>	<b>7,829</b>

Number of Personnel Budgeted

\* Predator Control



STATE CONTROLLER  
COUNTY BUDGET ACT

BUDGET UNIT [ SCHEDULE 9

SCHEDULE 9

COUNTY OF SIERRA  
STATE OF CALIFORNIA  
  
FISCAL YEAR 2014-15

Budget Name  
Function  
Activity  
Fund  
Budget Unit

COUNTY FREE LIBRARY  
Education  
Library  
General  
0015900

FINANCING USES CLASSIFICATION (1)	2011-12 ACTUAL (2)	2012-13 ACTUAL (3)	2013-14 ACTUAL (4)	2013-14 ADOPTED (6)	2014-15 RECOMMENDED (5)	2014-15 ADOPTED (6)
---	--------------------------	--------------------------	--------------------------	---------------------------	-------------------------------	---------------------------

Financing Source by Revenue Category

Taxes	0	0	0	0	0	0
Use of Money	0	0	0	0	0	0
Intergovernmental	0	0	0	0	0	0
Licenses Permits & Franchises	0	0	0	0	0	0
Fines, Forfeitures & Penalties	0	0	0	0	0	0
Charges For Services	0	0	0	0	0	0
Miscellaneous	0	0	0	0	0	0
<b>Total Revenues</b>	<b>0</b>	<b>0</b>	<b>0</b>	<b>0</b>	<b>0</b>	<b>0</b>

Salaries & Employee Benefits

5000 Regular Salaries						
5001 Extra Help						
5002 Overtime						
5007 Benefits						
<b>Total Salaries &amp; Benefits</b>	<b>0</b>	<b>0</b>	<b>0</b>	<b>0</b>	<b>0</b>	<b>0</b>

Services & Supplies

5106 Insurance	0	0	0			
5120 Communications	0	0	0			
5140 Maintenance Equipment	0	0	0			
5150 Memberships	0	0	0			
5160 Office Expense	0	0	0			
5165 Professional & Specialized	23,000	23,000	20,551	23,000	23,000	23,000
5166 A87 Costs	352	580	675	675	480	480
6403 Local Library	0	0	0			
	0	0	0			
	0	0	0			
	0	0	0			
<b>Total Services &amp; Supplies</b>	<b>23,352</b>	<b>23,580</b>	<b>21,226</b>	<b>23,675</b>	<b>23,480</b>	<b>23,480</b>

Fixed Assets

6228 Equipment	0	0	0			
<b>Total Fixed Assets</b>	<b>0</b>	<b>0</b>	<b>0</b>	<b>0</b>	<b>0</b>	<b>0</b>

<b>BUDGET UNIT TOTAL</b>	<b>23,352</b>	<b>23,580</b>	<b>21,226</b>	<b>23,675</b>	<b>23,480</b>	<b>23,480</b>
--------------------------	---------------	---------------	---------------	---------------	---------------	---------------

Number of Personnel Budgeted

STATE CONTROLLER  
COUNTY BUDGET ACT

BUDGET UNIT [ SCHEDULE 9

SCHEDULE 9

COUNTY OF SIERRA  
STATE OF CALIFORNIA  
  
FISCAL YEAR 2014-15

Budget Name **FARM ADVISOR**  
Function Education  
Activity Agricultural Education  
Fund **General**  
Budget Unit **0015910**

FINANCING USES CLASSIFICATION (1)	2011-12 ACTUAL (2)	2012-13 ACTUAL (3)	2013-14 ACTUAL (4)	2013-14 ADOPTED (6)	2014-15 RECOMMENDED (5)	2014-15 ADOPTED (6)
<b>Financing Source by Revenue Category</b>						
Taxes	0	0	0	0	0	0
Use of Money	0	0	0	0	0	0
Intergovernmental	0	0	0	0	0	0
Licenses Permits & Franchises	0	0	0	0	0	0
Fines, Forfeitures & Penalties	0	0	0	0	0	0
Charges For Services	0	0	0	0	0	0
Miscellaneous	0	0	0	0	0	0
<b>Total Revenues</b>	<b>0</b>	<b>0</b>	<b>0</b>	<b>0</b>	<b>0</b>	<b>0</b>
<b>Salaries &amp; Employee Benefits</b>						
5000 Regular Salaries						
5001 Extra Help						
5002 Overtime						
5007 Benefits						
<b>Total Salaries &amp; Benefits</b>	<b>0</b>	<b>0</b>	<b>0</b>	<b>0</b>	<b>0</b>	<b>0</b>
<b>Services &amp; Supplies</b>						
5106 Insurance	0	0	0			
5120 Communications	0	0	0			
5140 Maintenance Equipment	0	0	0			
5150 Memberships	0	0	0			
5160 Office Expense	0	0	0			
5165 Professional & Specialized	24,256	21,412	17,915	22,000	22,000	22,000
5166 A87 Costs	344	344	1,028	1,028	470	470
5174 Publications & Legal Notices	0	0	0			
5187 Special Dept Expense	0	0	0			
5502 Transportation & Travel	0	0	0			
<b>Total Services &amp; Supplies</b>	<b>24,600</b>	<b>21,756</b>	<b>18,943</b>	<b>23,028</b>	<b>22,470</b>	<b>22,470</b>
<b>Fixed Assets</b>						
6228 Equipment	0	0	0			
<b>Total Fixed Assets</b>	<b>0</b>	<b>0</b>	<b>0</b>	<b>0</b>	<b>0</b>	<b>0</b>
<b>BUDGET UNIT TOTAL</b>	<b>24,600</b>	<b>21,756</b>	<b>18,943</b>	<b>23,028</b>	<b>22,470</b>	<b>22,470</b>

Number of Personnel Budgeted

STATE CONTROLLER  
COUNTY BUDGET ACT

BUDGET UNIT [ SCHEDULE 9

SCHEDULE 9

COUNTY OF SIERRA  
STATE OF CALIFORNIA  
  
FISCAL YEAR 2014-15

Budget Name  
Function  
Activity  
Fund  
Budget Unit

MISC. REBATES & REFUNDS  
General  
Other General  
**General**  
**0015920**

FINANCING USES CLASSIFICATION (1)	2011-12 ACTUAL (2)	2012-13 ACTUAL (3)	2013-14 ACTUAL (4)	2013-14 ADOPTED (6)	2014-15 RECOMMENDED (5)	2014-15 ADOPTED (6)
---	--------------------------	--------------------------	--------------------------	---------------------------	-------------------------------	---------------------------

Financing Source by Revenue Category

Taxes	0	0	0	0	0	0
Use of Money	0	0	0	0	0	0
Intergovernmental	0	0	0	0	0	0
Licenses Permits & Franchises	0	0	0	0	0	0
Fines, Forfeitures & Penalties	0	0	0	0	0	0
Charges For Services	0	0	0	0	0	0
Miscellaneous	0	0	0	0	0	0
<b>Total Revenues</b>	<b>0</b>	<b>0</b>	<b>0</b>	<b>0</b>	<b>0</b>	<b>0</b>

Services & Supplies

5106 Insurance	0	0	0			
5120 Communications	0	0	0			
5140 Maintenance Equipment	0	0	0			
5150 Memberships	0	0	0			
5160 Office Expense	4,142	2,337	2,156			
5165 Professional & Specialized	0	0	0			
5166 A87 Costs	(31)	(1)	83	83	111	111
5174 Publications & Legal Notices	0	0	0			
5187 Special Dept Expense	0	0	0	0	0	0
5197 Rebates & Refunds	1,842	0	2,156	1,700	1,700	1,700
<b>Total Services &amp; Supplies</b>	<b>5,953</b>	<b>2,336</b>	<b>4,394</b>	<b>1,783</b>	<b>1,811</b>	<b>1,811</b>

Fixed Assets

6228 Equipment			0			
<b>Total Fixed Assets</b>	<b>0</b>	<b>0</b>	<b>0</b>	<b>0</b>	<b>0</b>	<b>0</b>

<b>BUDGET UNIT TOTAL</b>	<b>5,953</b>	<b>2,336</b>	<b>4,394</b>	<b>1,783</b>	<b>1,811</b>	<b>1,811</b>
--------------------------	--------------	--------------	--------------	--------------	--------------	--------------

Number of Personnel Budgeted

STATE CONTROLLER  
COUNTY BUDGET ACT

BUDGET UNIT [ SCHEDULE 9

SCHEDULE 9

COUNTY OF SIERRA  
STATE OF CALIFORNIA  
  
FISCAL YEAR 2014-15

Budget Name  
Function  
Activity  
Fund  
Budget Unit

Tax & Revenue Anticipation Note  
Debt Service  
Interest on Notes  
**General**  
**0015930**

FINANCING USES CLASSIFICATION (1)	2011-12 ACTUAL (2)	2012-13 ACTUAL (3)	2013-14 ACTUAL (4)	2013-14 ADOPTED (6)	2014-15 RECOMMENDED (5)	2014-15 ADOPTED (6)
---	--------------------------	--------------------------	--------------------------	---------------------------	-------------------------------	---------------------------

Financing Source by Revenue Category

Taxes	0	0	0	0	0	0
Use of Money	0	0	0	0	0	0
Intergovernmental	0	0	0	0	0	0
Licenses Permits & Franchises	0	0	0	0	0	0
Fines, Forfeitures & Penalties	0	0	0	0	0	0
Charges For Services	0	0	0	0	0	0
Miscellaneous	0	0	0	0	0	0
<b>Total Revenues</b>	<b>0</b>	<b>0</b>	<b>0</b>	<b>0</b>	<b>0</b>	<b>0</b>
<b>Salaries &amp; Employee Benefits</b>						
5000 Regular Salaries	0	0	0			
5001 Extra Help			0			
5002 Overtime			0			
5007 Benefits			0			
<b>Total Salaries &amp; Benefits</b>	<b>0</b>	<b>0</b>	<b>0</b>	<b>0</b>	<b>0</b>	<b>0</b>
<b>Services &amp; Supplies</b>						
5165 Professional & Specialized	0	0	0			
5166 A87 Costs	39	(848)	0		0	
5196 Interest	0	0	0			
<b>Total Services &amp; Supplies</b>	<b>39</b>	<b>(848)</b>	<b>0</b>	<b>0</b>	<b>0</b>	<b>0</b>
<b>Fixed Assets</b>						
6228 Equipment						
<b>Total Fixed Assets</b>	<b>0</b>	<b>0</b>	<b>0</b>	<b>0</b>	<b>0</b>	<b>0</b>
<b>BUDGET UNIT TOTAL</b>	<b>39</b>	<b>(848)</b>	<b>0</b>	<b>0</b>	<b>0</b>	<b>0</b>

Number of Personnel Budgeted

STATE CONTROLLER  
COUNTY BUDGET ACT

BUDGET UNIT [ SCHEDULE 9

SCHEDULE 9

COUNTY OF SIERRA  
STATE OF CALIFORNIA  
  
FISCAL YEAR 2014-15

Budget Name  
Function  
Activity  
Fund  
Budget Unit  
  
**AB8 EQUALIZATION**  
General  
Other General  
**General**  
**0015940**

FINANCING USES CLASSIFICATION (1)	2011-12 ACTUAL (2)	2012-13 ACTUAL (3)	2013-14 ACTUAL (4)	2013-14 ADOPTED (6)	2014-15 RECOMMENDED (5)	2014-15 ADOPTED (6)
---	--------------------------	--------------------------	--------------------------	---------------------------	-------------------------------	---------------------------

Financing Source by Revenue Category

Taxes	0	0	0	0	0	0
Use of Money	0	0	0	0	0	0
Intergovernmental	0	0	0	0	0	0
Licenses Permits & Franchises	0	0	0	0	0	0
Fines, Forfeitures & Penalties	0	0	0	0	0	0
Charges For Services	0	0	0	0	0	0
Miscellaneous	0	0	0	0	0	0
<b>Total Revenues</b>	<b>0</b>	<b>0</b>	<b>0</b>	<b>0</b>	<b>0</b>	<b>0</b>
<b>Services &amp; Supplies</b>						
5106 Insurance	0	0	0			
5120 Communications	0	0	0			
5140 Maintenance Equipment	0	0	0			
5150 Memberships	0	0	0			
5160 Office Expense	0	0	0			
5165 Professional & Specialized	0	0	0			
5166 A87 Costs	463	(91)	551	551	537	537
5174 Publications & Legal Notices	0	0	0			
5187 Special Dept Expense	0	0	0			
7000 Ambulance	0	0	0			
7001 Fire Services	5,000	5,000	5,000	5,000		
<b>Total Services &amp; Supplies</b>	<b>5,463</b>	<b>4,909</b>	<b>5,551</b>	<b>19,551</b>	<b>537</b>	<b>537</b>
<b>BUDGET UNIT TOTAL</b>	<b>5,463</b>	<b>4,909</b>	<b>5,551</b>	<b>19,551</b>	<b>537</b>	<b>537</b>

memo

Number of Personnel Budgeted

\* Verdi

This Department was established for the purpose of addressing the inequities in the AB8 Property Tax Distribution. Resolution 2000-139

COUNTY OF SIERRA  
STATE OF CALIFORNIA  
  
FISCAL YEAR 2014-15

Budget Name  
Function  
Activity  
Fund  
Budget Unit  
  
**PUBLIC WORKS**  
General  
Other General  
**General**  
**0015950**

FINANCING USES CLASSIFICATION (1)	2011-12 ACTUAL (2)	2012-13 ACTUAL (3)	2013-14 ACTUAL (4)	2013-14 ADOPTED (6)	2014-15 RECOMMENDED (5)	2014-15 ADOPTED (6)
---	--------------------------	--------------------------	--------------------------	---------------------------	-------------------------------	---------------------------

**Financing Source by Revenue Category**

Taxes	0	0	0	0	0	0
Use of Money	0	0	0	0	0	0
Intergovernmental	0	0	0	0	0	0
Licenses Permits & Franchises	0	0	0	0	0	0
Fines, Forfeitures & Penalties	0	0	0	0	0	0
Charges For Services	0	0	0	0	0	0
Miscellaneous	0	0	0	0	0	0
<b>Total Revenues</b>	<b>0</b>	<b>0</b>	<b>0</b>	<b>0</b>	<b>0</b>	<b>0</b>

**Services & Supplies**

5106 Insurance	0	0	0			
5120 Communications	0	0	0			
5140 Maintenance Equipment	0	0	0			
5168 Administration from Public Works	30,816	36,703	23,865			
5160 Office Expense	0	0	0			
5165 Professional & Specialized	2,636	0	0			
5166 A87 Costs	0	0	1,595	1,595	1,078	1,078
5174 Publications & Legal Notices	0	0	0			
5187 Special Dept Expense	808	298	0	25,000	45,000	45,000 *
<b>Total Services &amp; Supplies</b>	<b>34,259</b>	<b>37,001</b>	<b>25,460</b>	<b>26,595</b>	<b>46,078</b>	<b>46,078</b>
<b>BUDGET UNIT TOTAL</b>	<b>34,259</b>	<b>37,001</b>	<b>25,460</b>	<b>26,595</b>	<b>46,078</b>	<b>46,078</b>

Number of Personnel Budgeted

\* This Department was established for the purpose of addressing the costs incurred by the Road Department when doing Public Works Projects

COUNTY OF SIERRA  
STATE OF CALIFORNIA

FISCAL YEAR 2014-15

Budget Name  
Function  
Activity  
Fund  
Budget Unit

1/2 Cent Sales Tax for Safety  
Public Protection  
Police Protection  
Special Revenue  
8360000

FINANCING USES CLASSIFICATION (1)	2011-12 ACTUAL (2)	2012-13 ACTUAL (3)	2013-14 ACTUAL (4)	2013-14 ADOPTED (6)	2014-15 RECOMMENDED (5)	2014-15 ADOPTED (6)
---	--------------------------	--------------------------	--------------------------	---------------------------	-------------------------------	---------------------------

Financing Source by Revenue Category

Taxes	0	0	0		0	
Use of Money	0	0	0		0	
Intergovernmental	0	0	0	100,000	100,000	100,000
Licenses Permits & Franchises	0	0	0		0	
Fines, Forfeitures & Penalties	0	0	0		0	
Charges For Services	0	0	0		0	
Miscellaneous	0	0	0		0	
<b>Total Revenues</b>	<b>0</b>	<b>0</b>	<b>0</b>	<b>100,000</b>	<b>100,000</b>	<b>100,000</b>
<b>Services &amp; Supplies</b>						
5106 Insurance	0	0	0			
5120 Communications	0	0	0			
5140 Maintenance Equipment	0	0	0			
5150 Memberships	0	0	0			
5160 Office Expense	0	0	0			
5165 Professional & Specialized	0	0	0			
5166 A87 Costs	0	0	0			
5174 Publications & Legal Notices	0	0	0			
5187 Special Dept Expense	0	0	0			
7000 Ambulance	0	0	0			
7001 Fire Services	0	0	0			
<b>Total Services &amp; Supplies</b>	<b>0</b>	<b>0</b>	<b>0</b>	<b>0</b>	<b>0</b>	<b>0</b>
<b>BUDGET UNIT TOTAL</b>	<b>0</b>	<b>0</b>	<b>0</b>	<b>0</b>	<b>0</b>	<b>0</b>

Number of Personnel Budgeted **memo: Transfers Out** 120,000 120,000 120,000

STATE CONTROLLER  
COUNTY BUDGET ACT

COUNTY OF SIERRA  
STATE OF CALIFORNIA

FISCAL YEAR 2014-15

BUDGET UNIT [ SCHEDULE 9

Budget Name  
Function  
Activity  
Fund  
Budget Unit

**ROAD**  
Public Ways & Facilities  
Transportation  
**Road**  
**0313010**

SCHEDULE 9

FINANCING USES CLASSIFICATION (1)	2011-12 ACTUAL (2)	2012-13 ACTUAL (3)	2013-14 ACTUAL (4)	2013-14 ADOPTED (6)	2014-15 RECOMMENDED (5)	2014-15 ADOPTED (6)
<b>Financing Source by Revenue Category</b>						
Taxes	0	0	0	0	0	0
Use of Money	1,960	25	0	0	0	0
Intergovernmental	2,390,730	3,248,289	5,206,891	5,292,270	5,250,535	5,250,535
Licenses Permits & Franchises	0	0	0	0	0	0
Fines, Forfeitures & Penalties	0	0	0	0	0	0
Charges For Services	759,496	641,049	611,007	390,000	520,000	520,000
Miscellaneous	11,969	4,382	27,104	5,000	5,000	5,000
<b>Total Revenues</b>	<b>3,164,155</b>	<b>3,893,745</b>	<b>5,845,002</b>	<b>5,687,270</b>	<b>5,775,535</b>	<b>5,775,535</b>
<b>Salaries &amp; Employee Benefits</b>						
5000 Regular Salaries	1,017,598	938,255	863,006	840,465	906,516	916,481
5001 Extra Help	21,059	2,624	5,310	3,417	3,417	3,417
5002 Overtime	9,382	13,274	7,643	13,120	13,120	13,120
5007 Benefits	799,089	799,222	734,224	747,927	784,647	789,759
<b>Total Salaries &amp; Benefits</b>	<b>1,847,128</b>	<b>1,753,375</b>	<b>1,610,183</b>	<b>1,604,930</b>	<b>1,707,700</b>	<b>1,722,777</b>
<b>Services &amp; Supplies</b>						
5105 Clothing	2,015	1,758	1,974	500	500	500
5106 Insurance	118,658	158,541	84,093	84,093	43,273	43,273
5120 Communications	8,636	6,087	4,912	7,500	7,500	7,500
5130 Household Expenses	5,334	3,985	6,797	3,000	3,000	3,000
5239 Maintenance Fuel	181,059	137,049	107,018	140,000	140,977	140,977
5242 Maintenance Communications	6,003	4,270	8,728	3,000	3,000	3,000
5243 Maintenance Parts	126,661	57,753	72,909	60,000	60,000	60,000
5241 Maintenance Vehicles	42,003	6,907	11,108	10,000	10,000	10,000
5244 Maintenance Tiers	20,331	7,956	21,105	15,000	15,000	15,000
5150 Memberships	900	800	800	1,000	1,000	1,000
5155 Miscellaneous	9,249	10,006	9,327	10,000	10,000	21,578
5160 Office Expense	12,704	17,325	16,143	10,000	10,000	10,000
5165 Professional & Specialized	25,393	33,284	36,792	20,000	20,000	20,000
5166 A-87 COSTS	254,505	211,693	184,989	184,989	128,756	128,756
5174 Publications & Legal Notices	99	218	252	500	500	500
5185 Small Tools	7,935	942	3,140	3,000	3,000	3,000
5187 Special Department Expenses	1,137	7,119	6,138	7,000	7,000	7,000
5502 Transportation & Travel	113	1,382	2,594	2,000	2,000	2,000
5238 Utilities LP Gas	0	16,554	18,853	15,000	15,000	15,000
5195 Utilities Electricity	19,079	19,628	19,431	19,950	19,950	19,950
<b>Total Services &amp; Supplies</b>	<b>841,814</b>	<b>703,256</b>	<b>617,106</b>	<b>596,532</b>	<b>500,456</b>	<b>512,034</b>
<b>OTHER</b>						
7725 Professional & Specialized	92,691	67,083	67,410	60,000	60,000	60,000
7726 Special Dept Expense	244,845	68,632	52,946	60,000	60,000	60,000
6072 Rent Equipment	0	0	0			
7609 Reimburs Costs	4,270	10,811	0			
6234 Capital Lease - Equipment	107,047	320,643	83,390	91,014	91,014	91,014
6235 Capital Lease Interest Expense	14,344	22,884	7,624			
<b>Total Other</b>	<b>463,196</b>	<b>490,053</b>	<b>211,370</b>	<b>211,014</b>	<b>211,014</b>	<b>211,014</b>
<b>Fixed Assets</b>						
6228 Equipment	0	0	0			
6230 Computers	0	0	0			
6229 Vehicles	0	0	0			
<b>Total Fixed Assets</b>	<b>0</b>	<b>0</b>	<b>0</b>	<b>0</b>	<b>0</b>	<b>0</b>
<b>BUDGET UNIT TOTAL</b>	<b>3,152,138</b>	<b>2,946,684</b>	<b>2,438,659</b>	<b>2,412,475</b>	<b>2,419,170</b>	<b>2,445,825</b>
Number of Personnel Budgeted	23.3	25.3	16.5	16.5	18.5	18.5
	memo: Transfers Out			0	0	0



COUNTY OF SIERRA  
STATE OF CALIFORNIA

FISCAL YEAR 2014-15

Budget Name  
Function  
Activity  
Fund  
Budget Unit

STP: JIM CROW  
Public Ways & Facilities  
Transportation  
031 Road  
0321006

FINANCING USES CLASSIFICATION (1)	2011-12 ACTUAL (2)	2012-13 ACTUAL (3)	2013-14 ACTUAL (4)	2013-14 ADOPTED (6)	2014-15 RECOMMENDED (5)	2014-15 ADOPTED (6)
---	--------------------------	--------------------------	--------------------------	---------------------------	-------------------------------	---------------------------

Financing Source by Revenue Category

Taxes	0	0	0	0	0	0
Use of Money	0	0	0	0	0	0
Intergovernmental	0	0	0	126,000	126,000	126,000
Licenses Permits & Franchises	0	0	0	0	0	0
Fines, Forfeitures & Penalties	0	0	0	0	0	0
Charges For Services	0	0	0	0	0	0
Miscellaneous	0	0	0	0	0	0
Interfund Transfers	0	0	0	0	0	0
<b>Total Revenues</b>	<b>0</b>	<b>0</b>	<b>0</b>	<b>126,000</b>	<b>126,000</b>	<b>126,000</b>

Services & Supplies

5187 Special Dept Expense	0	0	0			
9200 SCTC GEN ADMIN	0	0	0			
9201 OWP WORK ELEM 1	0	0	0			
9202 OWP WORK ELEM 2	0	0	0			
9203 OWP WORK ELEM 3	0	0	0			
9204 OWP WORK ELEM 4	0	0	0			
9205 OWP WORK ELEM 5	0	0	0			
9206 OWP WORK ELEM 6	0	0	0			
9207 OWP WORK ELEM 7	0	0	0			
9209 PROG, PLAN & MONITOR	0	0	0			
9210 GEN ADMIN STP & TEA	0	0	0			
9211 PHASE 1 STP OR TEA	0	10,024	(2,310)			
9212 PHASE 2 STP OR TEA	0	0	35,628	126,000	126,000	126,000
9213 PHASE 3 STP OR TEA	0	0	0			
9214 PHASE 4 STP OR TEA	0	0	0			
<b>Total Services &amp; Supplies</b>	<b>0</b>	<b>10,024</b>	<b>33,318</b>	<b>126,000</b>	<b>126,000</b>	<b>126,000</b>

Fixed Assets

6228 Equipment						
6229 Vehicles						
7600 Capital Improve. Fund Transfer						
<b>Total Fixed Assets</b>	<b>0</b>	<b>0</b>	<b>0</b>	<b>0</b>	<b>0</b>	<b>0</b>

<b>BUDGET UNIT TOTAL</b>	<b>0</b>	<b>10,024</b>	<b>33,318</b>	<b>126,000</b>	<b>126,000</b>	<b>126,000</b>
--------------------------	----------	---------------	---------------	----------------	----------------	----------------

COUNTY OF SIERRA  
STATE OF CALIFORNIA

FISCAL YEAR 2014-15

Budget Name  
Function  
Activity  
Fund  
Budget Unit

STP: NEVADA STREET BRIDGE  
Public Ways & Facilities  
Transportation  
031 Road  
0321004

FINANCING USES CLASSIFICATION (1)	2011-12 ACTUAL (2)	2012-13 ACTUAL (3)	2013-14 ACTUAL (4)	2013-14 ADOPTED (6)	2014-15 RECOMMENDED (5)	2014-15 ADOPTED (6)
---	--------------------------	--------------------------	--------------------------	---------------------------	-------------------------------	---------------------------

**Financing Source by Revenue Category**

Taxes	0	0	0		0	
Use of Money	0	0	0		0	
Intergovernmental	0	0	0		0	
Licenses Permits & Franchises	0	0	0		0	
Fines, Forfeitures & Penalties	0	0	0		0	
Charges For Services	0	0	0		0	
Miscellaneous	0	0	0		0	
Interfund Transfers	0	0	0		0	
<b>Total Revenues</b>	<b>0</b>	<b>0</b>	<b>0</b>	<b>0</b>	<b>0</b>	<b>0</b>

**Services & Supplies**

5187 Special Dept Expense	0	0	0			
9200 SCTC GEN ADMIN	0	0	0			
9201 OWP WORK ELEM 1	0	0	0			
9202 OWP WORK ELEM 2	0	0	0			
9203 OWP WORK ELEM 3	0	0	0			
9204 OWP WORK ELEM 4	0	0	0			
9205 OWP WORK ELEM 5	0	0	0			
9206 OWP WORK ELEM 6	0	0	0			
9207 OWP WORK ELEM 7	0	0	0			
9209 PROG, PLAN & MONITOR	0	0	0			
9210 GEN ADMIN STP & TEA	0	0	0			
9211 PHASE 1 STP OR TEA	0	0	0			
9212 PHASE 2 STP OR TEA	0	0	0		0	
9213 PHASE 3 STP OR TEA	0	0	0			
9214 PHASE 4 STP OR TEA	0	0	0			
<b>Total Services &amp; Supplies</b>	<b>0</b>	<b>0</b>	<b>0</b>	<b>0</b>	<b>0</b>	<b>0</b>

**Fixed Assets**

6228 Equipment						
6229 Vehicles						
7600 Capital Improve. Fund Transfer						
<b>Total Fixed Assets</b>	<b>0</b>	<b>0</b>	<b>0</b>	<b>0</b>	<b>0</b>	<b>0</b>

<b>BUDGET UNIT TOTAL</b>	<b>0</b>	<b>0</b>	<b>0</b>	<b>0</b>	<b>0</b>	<b>0</b>
--------------------------	----------	----------	----------	----------	----------	----------

COUNTY OF SIERRA  
STATE OF CALIFORNIA

FISCAL YEAR 2014-15

Budget Name  
Function  
Activity  
Fund  
Budget Unit

STP: RIDGE ROAD  
Public Ways & Facilities  
Transportation  
031 Road  
0321013

FINANCING USES CLASSIFICATION (1)	2011-12 ACTUAL (2)	2012-13 ACTUAL (3)	2013-14 ACTUAL (4)	2013-14 ADOPTED (6)	2014-15 RECOMMENDED (5)	2014-15 ADOPTED (6)
---	--------------------------	--------------------------	--------------------------	---------------------------	-------------------------------	---------------------------

Financing Source by Revenue Category

Taxes	0	0	0		0	
Use of Money	0	0	0		0	
Intergovernmental	144,815	1,163,918	1,161,383	1,394,683	1,394,683	1,394,683
Licenses Permits & Franchises	0	0	0		0	
Fines, Forfeitures & Penalties	0	0	0		0	
Charges For Services	0	0	0		0	
Miscellaneous	0	0	0		0	
Interfund Transfers	0	0	0		0	
<b>Total Revenues</b>	<b>144,815</b>	<b>1,163,918</b>	<b>1,161,383</b>	<b>1,394,683</b>	<b>1,394,683</b>	<b>1,394,683</b>

Services & Supplies

5187 Special Dept Expense	0	0	0			
9200 SCTC GEN ADMIN	0	0	0			
9201 OWP WORK ELEM 1	0	0	0			
9202 OWP WORK ELEM 2	0	0	0			
9203 OWP WORK ELEM 3	0	0	0			
9204 OWP WORK ELEM 4	0	0	0			
9205 OWP WORK ELEM 5	0	0	0			
9206 OWP WORK ELEM 6	0	0	0			
9207 OWP WORK ELEM 7	0	0	0			
9209 PROG, PLAN & MONITOR	0	0	0			
9210 GEN ADMIN STP & TEA	0	0	0			
9211 PHASE 1 STP OR TEA	25,393	0	0			
9212 PHASE 2 STP OR TEA	179,219	14,288	4,638	0	0	
9213 PHASE 3 STP OR TEA	52,197	0	0			
9214 PHASE 4 STP OR TEA	(11,900)	1,215,626	1,094,285	1,394,683	1,394,683	1,394,683
<b>Total Services &amp; Supplies</b>	<b>244,910</b>	<b>1,229,915</b>	<b>1,098,923</b>	<b>1,394,683</b>	<b>1,394,683</b>	<b>1,394,683</b>

Fixed Assets

6228 Equipment						
6229 Vehicles						
7600 Capital Improve. Fund Transfer						
<b>Total Fixed Assets</b>	<b>0</b>	<b>0</b>	<b>0</b>	<b>0</b>	<b>0</b>	<b>0</b>

<b>BUDGET UNIT TOTAL</b>	<b>244,910</b>	<b>1,229,915</b>	<b>1,098,923</b>	<b>1,394,683</b>	<b>1,394,683</b>	<b>1,394,683</b>
--------------------------	----------------	------------------	------------------	------------------	------------------	------------------

COUNTY OF SIERRA  
STATE OF CALIFORNIA  
FISCAL YEAR 2014-15

Budget Name  
Function  
Activity  
Fund  
Budget Unit

STP: A-23  
Public Ways & Facilities  
Transportation  
031 Road  
0321020

FINANCING USES CLASSIFICATION (1)	2011-12 ACTUAL (2)	2012-13 ACTUAL (3)	2013-14 ACTUAL (4)	2013-14 ADOPTED (6)	2014-15 RECOMMENDED (5)	2014-15 ADOPTED (6)
---	--------------------------	--------------------------	--------------------------	---------------------------	-------------------------------	---------------------------

Financing Source by Revenue Category

Taxes	0	0	0		0	
Use of Money	0	0	0		0	
Intergovernmental	0	0	0			
Licenses Permits & Franchises	0	0	0		0	
Fines, Forfeitures & Penalties	0	0	0		0	
Charges For Services	0	0	0		0	
Miscellaneous	0	0	162	0	0	0
Interfund Transfers	0	0	0		0	
<b>Total Revenues</b>	<b>0</b>	<b>0</b>	<b>162</b>	<b>0</b>	<b>0</b>	<b>0</b>
<b>Services &amp; Supplies</b>						
5187 Special Dept Expense	0	0	0			
9200 SCTC GEN ADMIN	0	0	0			
9201 OWP WORK ELEM 1	0	0	0			
9202 OWP WORK ELEM 2	0	0	0			
9203 OWP WORK ELEM 3	0	0	0			
9204 OWP WORK ELEM 4	0	0	0			
9205 OWP WORK ELEM 5	0	0	0			
9206 OWP WORK ELEM 6	0	0	0			
9207 OWP WORK ELEM 7	0	0	0			
9209 PROG, PLAN & MONITOR	0	0	0			
9210 GEN ADMIN STP & TEA	0	0	0			
9211 PHASE 1 STP OR TEA	0	0	0			
9212 PHASE 2 STP OR TEA	0	0	0			
9213 PHASE 3 STP OR TEA	0	0	0			
9214 PHASE 4 STP OR TEA	0	0	0			
<b>Total Services &amp; Supplies</b>	<b>0</b>	<b>0</b>	<b>0</b>	<b>0</b>	<b>0</b>	<b>0</b>
<b>Fixed Assets</b>						
6228 Equipment						
6229 Vehicles						
7600 Capital Improve. Fund Transfer						
<b>Total Fixed Assets</b>	<b>0</b>	<b>0</b>	<b>0</b>	<b>0</b>	<b>0</b>	<b>0</b>
<b>BUDGET UNIT TOTAL</b>	<b>0</b>	<b>0</b>	<b>0</b>	<b>0</b>	<b>0</b>	<b>0</b>

COUNTY OF SIERRA  
STATE OF CALIFORNIA  
FISCAL YEAR 2014-15

Budget Name  
Function  
Activity  
Fund  
Budget Unit

STP: TEA Sierra City Visitor's Imp.  
Public Ways & Facilities  
Transportation  
031 Road  
0321022

FINANCING USES CLASSIFICATION (1)	2011-12 ACTUAL (2)	2012-13 ACTUAL (3)	2013-14 ACTUAL (4)	2013-14 ADOPTED (6)	2014-15 RECOMMENDED (5)	2014-15 ADOPTED (6)
---	--------------------------	--------------------------	--------------------------	---------------------------	-------------------------------	---------------------------

Financing Source by Revenue Category

Taxes	0	0	0		0	
Use of Money	0	0	0		0	
Intergovernmental	0	0	0		0	
Licenses Permits & Franchises	0	0	0		0	
Fines, Forfeitures & Penalties	0	0	0		0	
Charges For Services	0	0	0		0	
Miscellaneous	0	0	0		0	
Interfund Transfers	0	0	0		0	
<b>Total Revenues</b>	<b>0</b>	<b>0</b>	<b>0</b>	<b>0</b>	<b>0</b>	<b>0</b>
<b>Services &amp; Supplies</b>						
5187 Special Dept Expense	0	0	0			
9200 SCTC GEN ADMIN	0	0	0			
9201 OWP WORK ELEM 1	0	0	0			
9202 OWP WORK ELEM 2	0	0	0			
9203 OWP WORK ELEM 3	0	0	0			
9204 OWP WORK ELEM 4	0	0	0			
9205 OWP WORK ELEM 5	0	0	0			
9206 OWP WORK ELEM 6	0	0	0			
9207 OWP WORK ELEM 7	0	0	0			
9209 PROG, PLAN & MONITOR	0	0	0			
9210 GEN ADMIN STP & TEA	0	0	0			
9211 PHASE 1 STP OR TEA	0	0	0			
9212 PHASE 2 STP OR TEA	0	0	0			
9213 PHASE 3 STP OR TEA	0	0	0			
9214 PHASE 4 STP OR TEA	0	(250)	0		0	
<b>Total Services &amp; Supplies</b>	<b>0</b>	<b>(250)</b>	<b>0</b>	<b>0</b>	<b>0</b>	<b>0</b>
<b>Fixed Assets</b>						
6228 Equipment						
6229 Vehicles						
7600 Capital Improve. Fund Transfer						
<b>Total Fixed Assets</b>	<b>0</b>	<b>0</b>	<b>0</b>	<b>0</b>	<b>0</b>	<b>0</b>
<b>BUDGET UNIT TOTAL</b>	<b>0</b>	<b>(250)</b>	<b>0</b>	<b>0</b>	<b>0</b>	<b>0</b>

COUNTY OF SIERRA  
STATE OF CALIFORNIA  
FISCAL YEAR 2014-15

Budget Name  
Function  
Activity  
Fund  
Budget Unit

STP: Plan Of Action Scour Bridges  
Public Ways & Facilities  
Transportation  
031 Road  
0321024

FINANCING USES CLASSIFICATION (1)	2011-12 ACTUAL (2)	2012-13 ACTUAL (3)	2013-14 ACTUAL (4)	2013-14 ADOPTED (6)	2014-15 RECOMMENDED (5)	2014-15 ADOPTED (6)
---	--------------------------	--------------------------	--------------------------	---------------------------	-------------------------------	---------------------------

Financing Source by Revenue Category

Taxes	0	0	0		0	
Use of Money	0	0	0		0	
Intergovernmental	0	0	0	0	0	0
Licenses Permits & Franchises	0	0	0		0	
Fines, Forfeitures & Penalties	0	0	0		0	
Charges For Services	0	0	0		0	
Miscellaneous	4,270	0	0		0	
Interfund Transfers	0	0	0		0	
<b>Total Revenues</b>	<b>4,270</b>	<b>0</b>	<b>0</b>	<b>0</b>	<b>0</b>	<b>0</b>

Services & Supplies

5187 Special Dept Expense	0	0	0			
9200 SCTC GEN ADMIN	0	0	0			
9201 OWP WORK ELEM 1	0	0	0			
9202 OWP WORK ELEM 2	0	0	0			
9203 OWP WORK ELEM 3	0	0	0			
9204 OWP WORK ELEM 4	0	0	0			
9205 OWP WORK ELEM 5	0	0	0			
9206 OWP WORK ELEM 6	0	0	0			
9207 OWP WORK ELEM 7	0	0	0			
9209 PROG, PLAN & MONITOR	0	0	0			
9210 GEN ADMIN STP & TEA	0	0	0		0	
9211 PHASE 1 STP OR TEA	0	0	0			
9212 PHASE 2 STP OR TEA	0	0	0			0
9213 PHASE 3 STP OR TEA	0	0	0			
9214 PHASE 4 STP OR TEA	0	0	0			
<b>Total Services &amp; Supplies</b>	<b>0</b>	<b>0</b>	<b>0</b>	<b>0</b>	<b>0</b>	<b>0</b>

Fixed Assets

6228 Equipment						
6229 Vehicles						
7600 Capital Improve. Fund Transfer						
<b>Total Fixed Assets</b>	<b>0</b>	<b>0</b>	<b>0</b>	<b>0</b>	<b>0</b>	<b>0</b>

<b>BUDGET UNIT TOTAL</b>	<b>0</b>	<b>0</b>	<b>0</b>	<b>0</b>	<b>0</b>	<b>0</b>
--------------------------	----------	----------	----------	----------	----------	----------

COUNTY OF SIERRA  
STATE OF CALIFORNIA  
FISCAL YEAR 2014-15

Budget Name  
Function  
Activity  
Fund  
Budget Unit

STP: Little Truckee Bridge Replacement  
Public Ways & Facilities  
Transportation  
031 Road  
0321025

FINANCING USES CLASSIFICATION (1)	2011-12 ACTUAL (2)	2012-13 ACTUAL (3)	2013-14 ACTUAL (4)	2013-14 ADOPTED (6)	2014-15 RECOMMENDED (5)	2014-15 ADOPTED (6)
---	--------------------------	--------------------------	--------------------------	---------------------------	-------------------------------	---------------------------

Financing Source by Revenue Category

Taxes	0	0	0		0	
Use of Money	0	0	0		0	
Intergovernmental	122,470	312,742	1,918,415	1,953,603	1,953,603	1,953,603
Licenses Permits & Franchises	0	0	0		0	
Fines, Forfeitures & Penalties	0	0	0		0	
Charges For Services	122,470	122,470	122,470		122,470	
Miscellaneous	0	0	0		0	
Interfund Transfers	0	0	0		0	
<b>Total Revenues</b>	<b>244,941</b>	<b>435,212</b>	<b>2,040,885</b>	<b>1,953,603</b>	<b>2,076,073</b>	<b>1,953,603</b>

Services & Supplies

5187 Special Dept Expense	0	0	0			
9200 SCTC GEN ADMIN	0	0	0			
9201 OWP WORK ELEM 1	0	0	0			
9202 OWP WORK ELEM 2	0	0	0			
9203 OWP WORK ELEM 3	0	0	0			
9204 OWP WORK ELEM 4	0	0	0			
9205 OWP WORK ELEM 5	0	0	0			
9206 OWP WORK ELEM 6	0	0	0			
9207 OWP WORK ELEM 7	0	0	0			
9209 PROG, PLAN & MONITOR	0	0	0			
9210 GEN ADMIN STP & TEA	0	0	0			
9211 PHASE 1 STP OR TEA	244,779	17,417	0			
9212 PHASE 2 STP OR TEA	5,018	141,237	7,063			
9213 PHASE 3 STP OR TEA	0	8,850	0			
9214 PHASE 4 STP OR TEA	0	184,894	1,904,823	1,953,603	1,953,603	1,953,603
<b>Total Services &amp; Supplies</b>	<b>249,796</b>	<b>352,397</b>	<b>1,911,885</b>	<b>1,953,603</b>	<b>1,953,603</b>	<b>1,953,603</b>

Fixed Assets

6228 Equipment						
6229 Vehicles						
7600 Capital Improve. Fund Transfer						
<b>Total Fixed Assets</b>	<b>0</b>	<b>0</b>	<b>0</b>	<b>0</b>	<b>0</b>	<b>0</b>
<b>BUDGET UNIT TOTAL</b>	<b>249,796</b>	<b>352,397</b>	<b>1,911,885</b>	<b>1,953,603</b>	<b>1,953,603</b>	<b>1,953,603</b>

COUNTY OF SIERRA  
STATE OF CALIFORNIA

FISCAL YEAR 2014-15

Budget Name HEALTH  
Function Health & Sanitation  
Activity Health  
Fund Human Services  
Budget Unit 0515610

FINANCING USES CLASSIFICATION (1)	2011-12 ACTUAL (2)	2012-13 ACTUAL (3)	2013-14 ACTUAL (4)	2013-14 ADOPTED (6)	2014-15 RECOMMENDED (5)	2014-15 ADOPTED (6)
<b>Financing Source by Revenue Category</b>						
Taxes	0	0	0	0	0	0
Use of Money	10,637	7,195	8,566	2,000	2,000	2,000
Intergovernmental	1,363,180	1,030,523	1,304,594	1,198,750	1,128,303	1,128,296
Licenses Permits & Franchises	0	0	0	0	0	0
Fines, Forfeitures & Penalties	0	0	0	0	0	0
Charges For Services	57,001	59,066	58,022	68,669	68,669	68,669
Miscellaneous	9,313	11,489	6,215	0	0	0
<b>Total Revenues</b>	<b>1,440,132</b>	<b>1,108,273</b>	<b>1,377,396</b>	<b>1,269,419</b>	<b>1,198,972</b>	<b>1,198,965</b>
<b>Salaries &amp; Employee Benefits</b>						
5000 Regular Salaries	464,892	413,536	369,423	410,460	376,877	376,877
5001 Extra Help	7,641	4,580	6,201	47,700	52,073	52,073
5002 Overtime	838	42	0	1,000	1,000	1,000
5007 Benefits	276,138	245,039	212,062	235,696	224,359	224,359
<b>Total Salaries &amp; Benefits</b>	<b>749,509</b>	<b>663,196</b>	<b>587,685</b>	<b>694,855</b>	<b>654,309</b>	<b>654,309</b>
<b>Services &amp; Supplies</b>						
5106 Insurance	16,767	15,765	19,379	19,379	20,063	20,063
5120 Communications	8,712	13,113	9,490	9,458	10,979	10,979
5240 Maintenance Equipment	14,449	11,462	11,271	14,110	13,960	13,960
5245 Maintenance Building	2,174	2,212	2,385	11,314	8,961	8,961
5150 Memberships	4,494	7,081	5,157	4,444	4,245	4,245
5160 Office Expense	17,299	15,896	27,731	39,514	22,906	22,906
5165 Professional & Specialized	143,228	159,682	139,064	158,226	136,539	136,539
5166 A87 Costs	(28,968)	145,640	124,491	124,491	124,090	124,090
5174 Publications & Legal Notices	2,228	2,740	2,753	4,694	4,619	4,619
5175 Rents & Leases Equipment	1,202	1,087	1,071	1,269	1,269	1,269
5180 Rents Building	8,615	9,574	6,320	7,447	7,297	7,297
5187 Special Dept Expense	151,006	36,747	121,340	105,775	143,809	151,934
5502 Transportation & Travel	1,530	7,118	9,029	17,958	16,650	16,650
5238 Utilities LP Gas	0	2,680	2,496	6,953	6,653	6,653
5195 Utilities Electricity	8,978	5,061	4,977	5,148	4,555	348
7602 LPHSS	0	0	0	12,000	12,000	12,000
7607 CMSP	0	0	0	135,888	135,888	135,888
<b>Total Services &amp; Supplies</b>	<b>351,713</b>	<b>435,858</b>	<b>486,953</b>	<b>678,067</b>	<b>674,483</b>	<b>678,401</b>
<b>Fixed Assets</b>						
6229 Equipment	0	0	0			
6026 Building	0	0	0	0	0	0
<b>Total Fixed Assets</b>	<b>0</b>	<b>0</b>	<b>0</b>	<b>0</b>	<b>0</b>	<b>0</b>
<b>BUDGET UNIT TOTAL</b>	<b>1,101,223</b>	<b>1,099,054</b>	<b>1,074,639</b>	<b>1,372,922</b>	<b>1,328,792</b>	<b>1,332,710</b>
Number of Personnel Budgeted	9.51	12.34	8.12	8.00	7.87	7.87
Memo: Transfers out						



COUNTY OF SIERRA  
STATE OF CALIFORNIA

FISCAL YEAR 2014-15

Budget Name  
Function  
Activity  
Fund  
Budget Unit

MENTAL HEALTH  
Health & Sanitation  
Health  
Human Services  
0515670

FINANCING USES CLASSIFICATION (1)	2011-12 ACTUAL (2)	2012-13 ACTUAL (3)	2013-14 ACTUAL (4)	2013-14 ADOPTED (6)	2014-15 RECOMMENDED (5)	2014-15 ADOPTED (6)
---	--------------------------	--------------------------	--------------------------	---------------------------	-------------------------------	---------------------------

Financing Source by Revenue Category

Taxes	0	0	0	0	0	0
Use of Money	98	0	0	6,000	6,000	6,000
Intergovernmental	363,360	(347,137)	0	30,000	0	0
Licenses Permits & Franchises	0	0	0	0	0	0
Fines, Forfeitures & Penalties	0	0	0	0	0	0
Charges For Services	43,568	14,864	2,505	16,600	20,500	20,000
Miscellaneous	265	10,826	6,114	0	1,600	1,600
Interfund Transfers	0	0	0	0	0	0
<b>Total Revenues</b>	<b>407,291</b>	<b>(321,447)</b>	<b>8,618</b>	<b>52,600</b>	<b>28,100</b>	<b>27,600</b>

Salaries & Employee Benefits

5000 Regular Salaries	1,151,013	460,062	348,900	429,631	441,229	449,749
5001 Extra Help	161,497	68,372	38,333	48,000	27,035	27,035
5002 Overtime	4,193	28	0	4,680	13,200	4,680
5007 Benefits	723,684	322,841	273,744	320,453	329,270	329,270
<b>Total Salaries &amp; Benefits</b>	<b>2,040,387</b>	<b>851,303</b>	<b>660,977</b>	<b>802,764</b>	<b>810,734</b>	<b>810,734</b>

Services & Supplies

5106 Insurance	10,136	9,816	18,635	14,135	15,294	15,294
5120 Communications	3,736	9,837	1,240	10,649	10,649	10,649
5240 Maintenance Equipment	23,148	17,408	18,256	25,746	25,240	25,240
5245 Maintenance Building	16,311	3,535	10,814	22,407	22,407	22,407
5150 Memberships	6,879	7,849	8,099	6,879	6,879	6,879 *
5160 Office Expense	18,993	8,197	13,859	38,724	32,019	32,019
5165 Professional & Specialized	409,723	446,646	586,804	699,131	687,363	692,323
5166 A87 Costs	(2,693)	84,020	93,752	93,752	106,685	106,685
9999 Repayment of Funds to State	11,922	0	0	0	0	0
5174 Publications & Legal Notices	968	1,477	143	4,200	4,200	4,200
5175 Rents & Leases Equipment	1,591	1,501	1,387	3,500	3,500	3,500
5180 Rents Building	16,657	14,415	13,539	16,600	16,600	16,600
5187 Special Dept Expense	19,738	12,094	17,260	20,725	58,942	58,942
5502 Transportation & Travel	174	4,192	5,611	38,156	57,056	57,056
5238 Utilities LP Gas	0	4,328	4,565	0	0	17,771
5195 Utilities Electricity	15,375	8,381	8,216	16,848	16,848	16,848
<b>Total Services &amp; Supplies</b>	<b>552,658</b>	<b>633,694</b>	<b>802,181</b>	<b>1,011,452</b>	<b>1,063,683</b>	<b>1,086,414</b>

Fixed Assets

6228 Equipment	0	0	0	0	0	0
6229 Vehicles	0	0	0	0	0	0
6226 Building	3,498	0	0	0	0	0
<b>Total Fixed Assets</b>	<b>3,498</b>	<b>0</b>	<b>0</b>	<b>0</b>	<b>0</b>	<b>0</b>

BUDGET UNIT TOTAL

Number of Personnel Budgeted	16.00	17.33	10.59	8.47	9.56	9.56
* Memberships: CMIH						

STATE CONTROLLER  
COUNTY BUDGET ACT

COUNTY OF SIERRA  
STATE OF CALIFORNIA

FISCAL YEAR 2014-15

BUDGET UNIT [ SCHEDULE 9

Budget Name  
Function  
Activity  
Fund  
Budget Unit

SCHEDULE 9

**SOCIAL SERVICES ADMIN**  
Public Assistance  
Public Assistance  
**Human Services**  
**0515800**

FINANCING USES CLASSIFICATION (1)	2011-12 ACTUAL (2)	2012-13 ACTUAL (3)	2013-14 ACTUAL (4)	2013-14 ADOPTED (6)	2014-15 RECOMMENDED (5)	2014-15 ADOPTED (6)
<b>Financing Source by Revenue Category</b>						
Taxes	0	0	0	0	0	0
Use of Money	1,099	1,846	(2,415)	0	0	0
Intergovernmental	1,515,499	1,242,945	1,163,882	1,095,260	1,095,260	1,095,260
Licenses Permits & Franchises	0	0	0	0	0	0
Fines, Forfeitures & Penalties	0	0	0	0	0	0
Charges For Services	0	0	0	0	0	0
Miscellaneous	12,729	636	620	27,500	27,500	27,500
Interfund Transfers	0	0	0	0	0	0
<b>Total Revenues</b>	<b>1,529,326</b>	<b>1,245,427</b>	<b>1,162,087</b>	<b>1,122,760</b>	<b>1,122,760</b>	<b>1,122,760</b>
<b>Salaries &amp; Employee Benefits</b>						
5000 Regular Salaries	650,699	652,222	665,939	686,556	727,097	719,097
5001 Extra Help	23,398	19,904	22,745	0	0	0
5002 Overtime	3,244	57	0	8,000	0	8,000
SOS program						
5007 Benefits	446,765	444,972	442,280	459,384	476,480	476,480
<b>Total Salaries &amp; Benefits</b>	<b>1,124,107</b>	<b>1,117,154</b>	<b>1,130,964</b>	<b>1,153,940</b>	<b>1,203,577</b>	<b>1,203,577</b>
<b>Services &amp; Supplies</b>						
5106 Insurance	16,943	23,710	44,931	44,931	34,291	34,291
5120 Communications	8,665	16,705	4,712	33,000	33,000	33,000
5240 Maintenance Equipment	19,982	17,906	14,916	16,007	16,007	16,007
5245 Maintenance Building	3,108	5,164	5,373	29,579	29,579	29,579
5150 Memberships	13,300	13,965	14,664	14,664	14,664	14,664
5160 Office Expense	26,113	20,747	21,020	80,561	80,561	24,831
5165 Professional & Specialized	12,075	35,648	13,666	66,178	66,178	66,178
5166 A87 Costs	113,692	108,579	62,231	62,231	23,551	23,551
5174 Publications & Legal Notices	324	33	146	250	250	250
5175 Rents & Leases Equipment	1,966	2,191	2,318	1,800	1,800	1,800
5180 Rents Building	6,270	7,024	7,843	8,000	8,000	8,000
5187 Special Dept Expense	634	654	(208)	500	500	500
5502 Transportation & Travel	256	10,924	5,341	15,123	15,123	15,123
5238 Utilities LP Gas	0	3,632	5,344			
5195 Utilities Electricity	12,417	8,834	9,728	13,000	13,000	13,000
<b>Total Services &amp; Supplies</b>	<b>235,743</b>	<b>275,715</b>	<b>212,026</b>	<b>385,823</b>	<b>336,503</b>	<b>280,773</b>
<b>Other Services</b>						
6022 Federal Adoption Assistance	0	0	0			
6123 Social Services Direct	172,535	153,138	88,295	175,815	175,815	175,815
6127 Employment Services	113,339	64,176	45,000	238,655	238,655	238,655
6100 Eligibility & Non Svcs Direct	356	1,278	7,858	2,500	2,500	2,500
6110 Staff Development	23,095	12,436	17,775	25,080	25,080	25,080
6119 Child Care	51,008	39,772	27,274	60,000	60,000	60,000
6121 In-Home Supportive Services	73,805	85,772	107,656	97,500	97,500	97,500
6815 CALWORKS AF- FEDERAL	0	0	0			
6117 ARRA	0	0	0			
<b>Total Other Services</b>	<b>434,137</b>	<b>356,571</b>	<b>293,857</b>	<b>599,550</b>	<b>599,550</b>	<b>599,550</b>
<b>Fixed Assets</b>						
6228 Equipment	0	0	0			
6229 Vehicles	0	0	0			
<b>Total Fixed Assets</b>	<b>0</b>	<b>0</b>	<b>0</b>	<b>0</b>	<b>0</b>	<b>0</b>
<b>BUDGET UNIT TOTAL</b>	<b>1,793,987</b>	<b>1,749,441</b>	<b>1,636,848</b>	<b>2,139,314</b>	<b>2,139,630</b>	<b>2,083,900</b>
Number of Personnel Budgeted	16.34	14.01	16.34	14.53	15.55	15.55

\*

CWDA

COUNTY OF SIERRA  
STATE OF CALIFORNIA

FISCAL YEAR 2014-15

Budget Name  
Function  
Activity  
Fund  
Budget Unit

**SOCIAL SERVICES ASSISTANCE**  
Public Assistance  
Public Assistance  
**Human Services**  
**0515810**

FINANCING USES CLASSIFICATION (1)	2011-12 ACTUAL (2)	2012-13 ACTUAL (3)	2013-14 ACTUAL (4)	2013-14 ADOPTED (6)	2014-15 RECOMMENDED (5)	2014-15 ADOPTED (6)
<b>Financing Source by Revenue Category</b>						
Taxes	0	0	0	0	0	0
Use of Money	0	0	0	0	0	0
Intergovernmental	150,244	136,241	63,913	191,224	191,224	191,224
Licenses Permits & Franchises	0	0	0	0	0	0
Fines, Forfeitures & Penalties	0	0	0	0	0	0
Charges For Services	0	0	0	0	0	0
Miscellaneous	533	20	0	0	0	0
<b>Total Revenues</b>	<b>150,777</b>	<b>136,261</b>	<b>63,913</b>	<b>191,224</b>	<b>191,224</b>	<b>191,224</b>
<b>Salaries &amp; Employee Benefits</b>						
5000 Regular Salaries						
5001 Extra Help						
5002 Overtime						
5007 Benefits						
<b>Total Salaries &amp; Benefits</b>	<b>0</b>	<b>0</b>	<b>0</b>	<b>0</b>	<b>0</b>	<b>0</b>
<b>Services &amp; Supplies</b>						
5167 Office Expense	0	0	0	0	0	0
5195 Utilities	0	0	0	0	0	0
6815 TANF - FG	166,883	120,540	99,842	216,552	216,552	216,552
6816 TANF- U	11,634	24,102	29,312	36,025	36,025	36,025
6817 Adoption Fed	49,292	52,716	41,872	52,600	52,600	52,600
6818 Foster Care Fed	137,228	89,208	2,160	236,000	236,000	236,000
6819 Foster Care Non Fed	955	9,792	0			
6820 TANF - U State	0	0	0			
6821 TANF - RCA	0	694	534			
6822 Fed Adoption	0	0	0			
6825 TANF - U State Only	0	0	0			
6835 TANF - FG Exempt Map	0	0	0			
6836 TANF - U Exempt Map	0	0	0			
6837 TANF - FC (Fed)	0	0	0			
6100 Eligibility & Non-Svcs Direct	0	0	0			
6117 ARRA	984	3,865	1,225			
6120 General Relief	43,140	22,094	34,467	40,000	40,000	40,000
6130 Severely Emotional Disturbed	0	0	0	0		
6135 Cal Works Legal Immigrant	0	0	0	0		
<b>Total Services &amp; Supplies</b>	<b>410,116</b>	<b>323,010</b>	<b>209,412</b>	<b>581,177</b>	<b>581,177</b>	<b>581,177</b>
<b>Fixed Assets</b>						
6228 Equipment	0		0			
<b>Total Fixed Assets</b>	<b>0</b>	<b>0</b>	<b>0</b>	<b>0</b>	<b>0</b>	<b>0</b>
<b>BUDGET UNIT TOTAL</b>	<b>410,116</b>	<b>323,010</b>	<b>209,412</b>	<b>581,177</b>	<b>581,177</b>	<b>581,177</b>

COUNTY OF SIERRA  
STATE OF CALIFORNIA

FISCAL YEAR 2014-15

Budget Name  
Function  
Activity  
Fund  
Budget Unit

FISH & GAME COMMISSION  
Public Protection  
Other Protection  
071 Fish & Game  
0713001

FINANCING USES CLASSIFICATION (1)	2011-12 ACTUAL (2)	2012-13 ACTUAL (3)	2013-14 ACTUAL (4)	2013-14 ADOPTED (6)	2014-15 RECOMMENDED (5)	2014-15 ADOPTED (6)
---	--------------------------	--------------------------	--------------------------	---------------------------	-------------------------------	---------------------------

Financing Source by Revenue Category

Taxes	0	0	0	0	0	0
Use of Money	77	0	0	0	0	0
Intergovernmental	0	0	0	0	0	0
Licenses Permits & Franchises	0	0	0	0	0	0
Fines, Forfeitures & Penalties	1,048	2,061	(798)	2,000	1,000	1,000
Charges For Services	0	0	0	0	0	0
Miscellaneous	0	500	(1,948)	62	62	62
<b>Total Revenues</b>	<b>1,125</b>	<b>2,561</b>	<b>-2,746</b>	<b>2,062</b>	<b>1,062</b>	<b>1,062</b>

Salaries & Employee Benefits

5000 Regular Salaries						
5001 Extra Help						
5002 Overtime						
5007 Benefits						
<b>Total Salaries &amp; Benefits</b>	<b>0</b>	<b>0</b>	<b>0</b>	<b>0</b>	<b>0</b>	<b>0</b>

Services & Supplies

5106 Insurance	0	0	0	300	300	300
5120 Communications	0	0	0	300	300	300
5145 Maintenance Building	0	0	0			
5160 Office Expense	14	1	0	300	300	300
5165 Professional & Specialized	0	0	0	312	312	312
5166 A87 Costs	256	419	304	250	250	250
5174 Publications & Legal Notices	0	0	0	300	300	300
5177 Rtreasures Fees	14	0	0	300	300	300
5180 Rents Building	0	0	0			
5187 Special Dept Expense	2,598	15,208	989	0	0	0
5502 Transportation & Travel	0	0	0			
Other	(14)	0	0			
<b>Total Services &amp; Supplies</b>	<b>2,868</b>	<b>15,628</b>	<b>1,293</b>	<b>2,062</b>	<b>2,062</b>	<b>2,062</b>

Fixed Assets

6228 Equipment	0	0	0			
<b>Total Fixed Assets</b>	<b>0</b>	<b>0</b>	<b>0</b>	<b>0</b>	<b>0</b>	<b>0</b>

<b>BUDGET UNIT TOTAL</b>	<b>2,868</b>	<b>15,628</b>	<b>1,293</b>	<b>2,062</b>	<b>2,062</b>	<b>2,062</b>
--------------------------	--------------	---------------	--------------	--------------	--------------	--------------

COUNTY OF SIERRA  
STATE OF CALIFORNIA  
  
FISCAL YEAR 2014-15

Budget Name  
Function  
Activity  
Fund  
Budget Unit  
  
PREDATOR CONTROL  
Public Protection  
Other Protection  
077 Predator Control  
0773005

FINANCING USES CLASSIFICATION (1)	2011-12 ACTUAL (2)	2012-13 ACTUAL (3)	2013-14 ACTUAL (4)	2013-14 ADOPTED (6)	2014-15 RECOMMENDED (5)	2014-15 ADOPTED (6)
---	--------------------------	--------------------------	--------------------------	---------------------------	-------------------------------	---------------------------

Financing Source by Revenue Category

Taxes	0	0	0	0	0	0
Use of Money	2	0	0	0	0	0
Intergovernmental	27	65	62	25	25	25
Licenses Permits & Franchises	0	0	0	0	0	0
Fines, Forfeitures & Penalties	0	0	0	0	0	0
Charges For Services	0	0	0	0	0	0
Miscellaneous	0	0	0	76	76	76
<b>Total Revenues</b>	<b>29</b>	<b>65</b>	<b>62</b>	<b>101</b>	<b>101</b>	<b>101</b>

Salaries & Employee Benefits

5000 Regular Salaries			0			
5001 Extra Help			0			
5002 Overtime			0			
5007 Benefits			0			
<b>Total Salaries &amp; Benefits</b>	<b>0</b>	<b>0</b>	<b>0</b>	<b>0</b>	<b>0</b>	<b>0</b>

Services & Supplies

5106 Insurance	0	0	0			
5120 Communications	0	0	0			
5140 Maintenance Equipment	0	0	0			
5145 Maintenance Building	0	0	0			
5150 Memberships	0	0	0			
5160 Office Expense	0	0	0			
5165 Professional & Specialized	0	0	0			
5166 A87 Costs	(30)	(57)	0			
5174 Publications & Legal Notices	0	0	0			
5175 Rents & Leases Equipment	0	0	0			
5180 Rents Building	0	0	0			
5187 Special Dept Expense	0	0	0	501	501	501
5502 Transportation & Travel	0	0	0			
Other	0	0	0	0	0	0
<b>Total Services &amp; Supplies</b>	<b>(30)</b>	<b>(57)</b>	<b>0</b>	<b>501</b>	<b>501</b>	<b>501</b>

Fixed Assets

6228 Equipment	0	0	0			
<b>Total Fixed Assets</b>	<b>0</b>	<b>0</b>	<b>0</b>	<b>0</b>	<b>0</b>	<b>0</b>

<b>BUDGET UNIT TOTAL</b>	<b>(30)</b>	<b>(57)</b>	<b>0</b>	<b>501</b>	<b>501</b>	<b>501</b>
--------------------------	-------------	-------------	----------	------------	------------	------------

COUNTY OF SIERRA  
STATE OF CALIFORNIA

FISCAL YEAR 2014-15

Budget Name  
Function  
Activity  
Fund  
Budget Unit

**CAPITAL PROJECTS**  
Public ways and facilities  
Capital Projects  
**1000000 Capital Improvements**  
**1001001**

FINANCING USES CLASSIFICATION (1)	2011-12 ACTUAL (2)	2012-13 ACTUAL (3)	2013-14 ACTUAL (4)	2013-14 ADOPTED (6)	2014-15 RECOMMENDED (5)	2014-15 ADOPTED (6)
---	--------------------------	--------------------------	--------------------------	---------------------------	-------------------------------	---------------------------

**Financing Source by Revenue Category**

Taxes	0	0	0	0	0	0
Use of Money	0	0	0	0	0	0
Intergovernmental	0	0	0	0	0	0
Licenses Permits & Franchises	0	0	0	0	0	0
Fines, Forfeitures & Penalties	0	0	0	0	0	0
Charges For Services	0	0	0	0	0	0
Transfers In	0	0	0	0	0	0
<b>Total Revenues</b>	<b>0</b>	<b>0</b>	<b>0</b>	<b>0</b>	<b>0</b>	<b>0</b>

**Salaries & Employee Benefits**

5000 Regular Salaries			0			
5001 Extra Help			0			
5002 Overtime			0			
5007 Benefits			0			
<b>Total Salaries &amp; Benefits</b>	<b>0</b>	<b>0</b>	<b>0</b>	<b>0</b>	<b>0</b>	<b>0</b>

**Fixed Assets**

6826	0	0	0			
6826	0	0	0			
6826	0	0	0			
6826	0	0	0			
6826	0	0	0			
6826	0	0	0			
6826 Professional & Specialized	0	0	0			
6826	0	0	0			
6826 Publications & Legal Notices	0	0	0			
6826 Rents & Leases Equipment	0	0	0			
6826 building materials	0	0	0			
6826 Special Dept Expense	0	0	0			
6826 Transportation & Travel	0	0	0			
6826 Other	0	0	0			
<b>Total Fixed Assets</b>	<b>0</b>	<b>0</b>	<b>0</b>	<b>0</b>	<b>0</b>	<b>0</b>

<b>BUDGET UNIT TOTAL</b>	<b>0</b>	<b>0</b>	<b>0</b>	<b>0</b>	<b>0</b>	<b>0</b>
--------------------------	----------	----------	----------	----------	----------	----------

COUNTY OF SIERRA  
STATE OF CALIFORNIA

FISCAL YEAR 2014-15

Budget Name  
Function  
Activity  
Fund  
Budget Unit

**PARKS AND RECREATION**  
Recreation  
Recreation  
**208 Parks & Recreation**  
2083030

FINANCING USES CLASSIFICATION (1)	2011-12 ACTUAL (2)	2012-13 ACTUAL (3)	2013-14 ACTUAL (4)	2013-14 ADOPTED (6)	2014-15 RECOMMENDED (5)	2014-15 ADOPTED (6)
---	--------------------------	--------------------------	--------------------------	---------------------------	-------------------------------	---------------------------

Financing Source by Revenue Category

Taxes	0	0	0	0	0	0
Use of Money	15,647	15,647	16,542	10,000	10,000	10,000
Intergovernmental	282,571	111,033	180,642	342,577	118,500	118,500
Licenses Permits & Franchises	0	0	0	0	0	0
Fines, Forfeitures & Penalties	0	0	0	0	0	0
Charges For Services	0	0	0	0	0	0
Miscellaneous	29,217	43,202	28,530	20,514	20,514	20,514
Intrrfund Transfers						
<b>Total Revenues</b>	<b>327,435</b>	<b>169,882</b>	<b>225,715</b>	<b>373,091</b>	<b>149,014</b>	<b>149,014</b>

Salaries & Employee Benefits

5000 Regular Salaries	17,486	21,623	2,964	7,243	14,561	9,711
5001 Extra Help	4,481	5,063	3,280	7,000	7,000	7,000
5002 Overtime	0	0	0			
5007 Benefits	10,728	9,846	3,948	5,548	5,700	5,926
<b>Total Salaries &amp; Benefits</b>	<b>32,694</b>	<b>36,532</b>	<b>10,192</b>	<b>19,791</b>	<b>27,261</b>	<b>22,637</b>

Services & Supplies

5106 Insurance	1,183	1,191	1,325	1,325	1,328	1,328
5120 Communications	0	0	0	2,000	2,000	2,000
5140 Maintenance Equipment	0	0	0			
5145 Maintenance Building	62	506	0			
5168 Admin DPW	15,449	7,657	44,150	11,756	11,756	11,756
5160 Office Expense	15,511	8,163	0			
5165 Professional & Specialized	40,999	13,060	0			
5166 A87 Costs	14,914	27,980	11,185	11,185	(5,437)	(5,437)
5180 Rents Building	11,850	12,000	11,338	12,000	12,000	12,000
5187 Restroom Maintenance	11,584	26,827	14,818	13,163	13,163	13,163
5187 Special Dept Expense	31,772	(1,527)	145,137			
6091 Projects - ASI	0	0	0	16,000	16,000	16,000
7002 Street Lights	0	0	0			
7004 Parks	33,268	21,483	36,378	44,363	37,512	42,135
7017 OHV Snow Grooming	72,722	101,307	36,178	118,500	118,500	118,500
<b>Total Services &amp; Supplies</b>	<b>249,315</b>	<b>218,647</b>	<b>300,508</b>	<b>230,292</b>	<b>206,822</b>	<b>211,445</b>

Fixed Assets

Satelight Marker	0	0	0	40,000		
Sierra City Park				50,686		
Alleghany Park				34,000		
Lions Park				45,391		
Kentucky Mine				38,000		
<b>Total Fixed Assets</b>	<b>0</b>	<b>0</b>	<b>0</b>	<b>208,077</b>	<b>0</b>	<b>0</b>

<b>BUDGET UNIT TOTAL</b>	<b>282,009</b>	<b>255,179</b>	<b>310,701</b>	<b>458,160</b>	<b>234,083</b>	<b>234,083</b>
--------------------------	----------------	----------------	----------------	----------------	----------------	----------------

Number of Personnel Budgeted		0.5	0.5	0.3	0.5	0.25
------------------------------	--	-----	-----	-----	-----	------

- \* Calpine Stairs, Prop 40 projects, Smithneck, Dvill Tennis, SC Courthouse, Stateline Marker, Mills Peak Trail, Sierra City Park, Alleghany Park, Lions Park
- \*\* Post Office pass thru to CIA
- \*\*\* Water at Kentucky Mine, Solid Waste, Calpine Culvert

COUNTY OF SIERRA  
STATE OF CALIFORNIA  
  
FISCAL YEAR 2014-15

Budget Name  
Function  
Activity  
Fund  
Budget Unit

**PENSION BOND**  
Debt Service  
Debt Service  
**600**  
6003090

FINANCING USES CLASSIFICATION (1)	2011-12 ACTUAL (2)	2012-13 ACTUAL (3)	2013-14 ACTUAL (4)	2013-14 ADOPTED (6)	2014-15 RECOMMENDED (5)	2014-15 ADOPTED (6)
---	--------------------------	--------------------------	--------------------------	---------------------------	-------------------------------	---------------------------

**Financing Source by Revenue Category**

Taxes	0	0	0	0	0	0
Use of Money	0	0	0	0	0	0
Intergovernmental	0	0	0	0	0	0
Licenses Permits & Franchises	0	0	0	0	0	0
Fines, Forfeitures & Penalties	0	0	0	0	0	0
Charges For Services	0	0	0	0	0	0
Miscellaneous	0	0	0	551,087	0	559,100
<b>Total Revenues</b>	0	0	0	551,087	0	559,100
<b>Other</b>						
5310 Interest on Debt	0	214,487	193,636	214,487	177,100	177,100
5312 Principle Payment	0	331,919	354,000	336,600	382,000	382,000
<b>Total Other</b>	4,629,225	0	802	551,087	0	559,100
<b>7600 Transfers Out</b>	0	0	0		0	
<b>BUDGET UNIT TOTAL</b>	4,629,225	546,406	548,438	551,087	559,100	559,100

Number of Personnel Budgeted



COUNTY OF SIERRA  
STATE OF CALIFORNIA

FISCAL YEAR 2014-15

Budget Name  
Function  
Activity  
Fund  
Budget Unit

Realignment Protective Srvs Sub Acct.  
Public Assistance  
Public Assistance  
**812**  
8120000

FINANCING USES CLASSIFICATION (1)	2011-12 ACTUAL (2)	2012-13 ACTUAL (3)	2013-14 ACTUAL (4)	2013-14 ADOPTED (6)	2014-15 RECOMMENDED (5)	2014-15 ADOPTED (6)
---	--------------------------	--------------------------	--------------------------	---------------------------	-------------------------------	---------------------------

**Financing Source by Revenue Category**

Taxes	0	0	0		0	
Use of Money	0	0	0	0	0	0
Intergovernmental	0	0	0	0	0	0
Licenses Permits & Franchises	0	0	0		0	
Fines, Forfeitures & Penalties	0	0	0		0	
Charges For Services	0	0	0		0	
Interfund Transfer	0	0	0	0	0	0
<b>Total Revenues</b>	<b>0</b>	<b>0</b>	<b>0</b>	<b>0</b>	<b>0</b>	<b>0</b>

**Services & Supplies**

5106 Insurance	0	0	0			
5120 Communications	0	0	0			
5140 Maintenance Equipment	0	0	0			
5145 Maintenance Building	0	0	0			
5177 Treasurers Fees	83	0	0			
5160 Office Expense	0	0	0			
5165 Professional & Specialized	0	854	0			
5166 A87 Costs	0	0	0			
5180 Rents Building	0	0	0			
5187 Restroom Maintenance	0	10,457	0			
5187 Special Dept Expense	0	10,457	0	8,434	8,434	8,434
Other	38,950	372,697	0	76,883	76,883	76,883
<b>Total Services &amp; Supplies</b>	<b>39,033</b>	<b>394,465</b>	<b>0</b>	<b>85,317</b>	<b>85,317</b>	<b>85,317</b>

**Fixed Assets**

6228 Equipment	0	0	0			
<b>Total Fixed Assets</b>	<b>0</b>	<b>0</b>	<b>0</b>	<b>0</b>	<b>0</b>	<b>0</b>

<b>BUDGET UNIT TOTAL</b>	<b>39,033</b>	<b>394,465</b>	<b>0</b>	<b>85,317</b>	<b>85,317</b>	<b>85,317</b>
--------------------------	---------------	----------------	----------	---------------	---------------	---------------

memo: Transfers Out 395,586 0

COUNTY OF SIERRA  
STATE OF CALIFORNIA  
FISCAL YEAR 2014-15

Budget Name  
Function  
Activity  
Fund  
Budget Unit  
Realignment Behavioral Health  
Health & Sanitation  
Health  
812  
8121000

FINANCING USES CLASSIFICATION (1)	2011-12 ACTUAL (2)	2012-13 ACTUAL (3)	2013-14 ACTUAL (4)	2013-14 ADOPTED (6)	2014-15 RECOMMENDED (5)	2014-15 ADOPTED (6)
---	--------------------------	--------------------------	--------------------------	---------------------------	-------------------------------	---------------------------

Financing Source by Revenue Category

Taxes	0	0	0		0	
Use of Money						
Intergovernmental	657,814	197,795	718,219	579,458	579,458	579,458
Licenses Permits & Franchises	0	0	0		0	
Fines, Forfeitures & Penalties	0	0	0		0	
Charges For Services	0	0	0		0	
Interfund Transfer	0	0	0	0	0	0
<b>Total Revenues</b>	<b>657,814</b>	<b>197,795</b>	<b>718,219</b>	<b>579,458</b>	<b>579,458</b>	<b>579,458</b>

Services & Supplies

5106 Insurance	0	0	0	0	0	0
5120 Communications	0	0	0	0	0	0
5140 Maintenance Equipment	0	0	0	0	0	0
5145 Maintenance Building	0	0	0	0	0	0
5177 Treasurers Fees	27	0	0	0	0	0
5160 Office Expense	0	0	0	0	0	0
5165 Professional & Specialized	0	0	0	0	0	0
5166 A87 Costs	0	0	0	0	0	0
5180 Rents Building	0	0	0	0	0	0
5187 Special Dept Expense	0	0	0	0	0	0
Other	0	0	0	0	0	0
<b>Total Services &amp; Supplies</b>	<b>27</b>	<b>0</b>	<b>0</b>	<b>0</b>	<b>0</b>	<b>0</b>

Fixed Assets

6228 Equipment	0	0	0			
<b>Total Fixed Assets</b>	<b>0</b>	<b>0</b>	<b>0</b>	<b>0</b>	<b>0</b>	<b>0</b>

<b>BUDGET UNIT TOTAL</b>	<b>27</b>	<b>0</b>	<b>0</b>	<b>0</b>	<b>0</b>	<b>0</b>
<b>memo:</b>		Transfers Out	141,479	300,000	0	130,000

COUNTY OF SIERRA  
STATE OF CALIFORNIA  
  
FISCAL YEAR 2014-15

Budget Name  
Function  
Activity  
Fund  
Budget Unit

Comm. Corrections Performance Incen  
Public Protection  
Detention & Corrections  
**813**  
8130000

FINANCING USES CLASSIFICATION (1)	2011-12 ACTUAL (2)	2012-13 ACTUAL (3)	2013-14 ACTUAL (4)	2013-14 ADOPTED (6)	2014-15 RECOMMENDED (5)	2014-15 ADOPTED (6)
---	--------------------------	--------------------------	--------------------------	---------------------------	-------------------------------	---------------------------

Financing Source by Revenue Category

Taxes	0	0	0		0	
Use of Money	0	0	0	0	0	0
Intergovernmental	2,266	2,249	1,597	2,500	2,500	2,500
Licenses Permits & Franchises	0	0	0		0	
Fines, Forfeitures & Penalties	0	0	0		0	
Charges For Services	0	0	0		0	
Interfund Transfer	0	0	0	0	0	0
<b>Total Revenues</b>	<b>2,266</b>	<b>2,249</b>	<b>1,597</b>	<b>2,500</b>	<b>2,500</b>	<b>2,500</b>

Services & Supplies

5106 Insurance	0	0	0			
5120 Communications	0	0	0			
5140 Maintenance Equipment	0	0	0			
5145 Maintenance Building	0	0	0			
5177 Treasurers Fees	83	0	0			
5160 Office Expense	0	0	0			
5165 Professional & Specialized	0	854	0			
5166 A87 Costs	0	0	0			
5180 Rents Building	0	0	0			
5187 Restroom Maintenance	0	10,457	0			
5187 Special Dept Expense	0	10,457	0	8,434	10,000	10,000
Other	38,950	372,697	0	26,092	20,000	20,000
<b>Total Services &amp; Supplies</b>	<b>39,033</b>	<b>394,465</b>	<b>0</b>	<b>34,526</b>	<b>30,000</b>	<b>30,000</b>

Fixed Assets

6228 Equipment	0	0	0			
<b>Total Fixed Assets</b>	<b>0</b>	<b>0</b>	<b>0</b>	<b>0</b>	<b>0</b>	<b>0</b>

<b>BUDGET UNIT TOTAL</b>	<b>39,033</b>	<b>394,465</b>	<b>0</b>	<b>34,526</b>	<b>30,000</b>	<b>30,000</b>
<b>memo:</b>		Transfers Out		<b>254,585</b>	83,520	83,520

COUNTY OF SIERRA  
STATE OF CALIFORNIA

FISCAL YEAR 2014-15

Budget Name  
Function  
Activity  
Fund  
Budget Unit

Community Corrections Sub Acct.  
Public Protection  
Detention & Corrections  
**813**  
8131000

FINANCING USES CLASSIFICATION (1)	2011-12 ACTUAL (2)	2012-13 ACTUAL (3)	2013-14 ACTUAL (4)	2013-14 ADOPTED (6)	2014-15 RECOMMENDED (5)	2014-15 ADOPTED (6)
---	--------------------------	--------------------------	--------------------------	---------------------------	-------------------------------	---------------------------

**Financing Source by Revenue Category**

Taxes	0	0	0		0	
Use of Money						
Intergovernmental	0	0	0	0	0	0
Licenses Permits & Franchises	0	0	0		0	
Fines, Forfeitures & Penalties	0	0	0		0	
Charges For Services	0	0	0		0	
Interfund Transfer	0	0	0	0	0	0
<b>Total Revenues</b>	<b>0</b>	<b>0</b>	<b>0</b>	<b>0</b>	<b>0</b>	<b>0</b>

**Services & Supplies**

5106 Insurance	0	0	0	0	0	0
5120 Communications	0	0	0	0	0	0
5140 Maintenance Equipment	0	0	0	0	0	0
5145 Maintenance Building	0	0	0	0	0	0
5177 Treasurers Fees	27	0	0	0	0	0
5160 Office Expense	0	0	0	0	0	0
5165 Professional & Specialized	0	0	0	0	0	0
5166 A87 Costs	0	0	0	0	0	0
5180 Rents Building	0	0	0	0	0	0
5187 Special Dept Expense	0	0	0	392	0	
Other	0	0	0	0	0	0
<b>Total Services &amp; Supplies</b>	<b>27</b>	<b>0</b>	<b>0</b>	<b>392</b>	<b>0</b>	<b>0</b>

**Fixed Assets**

6228 Equipment	0	0	0			
<b>Total Fixed Assets</b>	<b>0</b>	<b>0</b>	<b>0</b>	<b>0</b>	<b>0</b>	<b>0</b>

<b>BUDGET UNIT TOTAL</b>	<b>27</b>	<b>0</b>	<b>0</b>	<b>392</b>	<b>0</b>	<b>0</b>
<b>memo:</b>		Transfers Out		<b>0</b>	0	254,585

COUNTY OF SIERRA  
STATE OF CALIFORNIA

FISCAL YEAR 2014-15

Budget Name  
Function  
Activity  
Fund  
Budget Unit

Comm. Corrections Admin. Advice  
Public Protection  
Detention & Corrections  
813  
8131010

FINANCING USES CLASSIFICATION (1)	2011-12 ACTUAL (2)	2012-13 ACTUAL (3)	2013-14 ACTUAL (4)	2013-14 ADOPTED (6)	2014-15 RECOMMENDED (5)	2014-15 ADOPTED (6)
---	--------------------------	--------------------------	--------------------------	---------------------------	-------------------------------	---------------------------

Financing Source by Revenue Category

Taxes	0	0	0		0	
Use of Money						
Intergovernmental	0	0	0	0	0	0
Licenses Permits & Franchises	0	0	0		0	
Fines, Forfeitures & Penalties	0	0	0		0	
Charges For Services	0	0	0		0	
Interfund Transfer	0	0	0	0	0	0
<b>Total Revenues</b>	<b>0</b>	<b>0</b>	<b>0</b>	<b>0</b>	<b>0</b>	<b>0</b>

Services & Supplies

5106 Insurance	0	0	0			
5120 Communications	0	0	0			
5140 Maintenance Equipment	0	0	0			
5145 Maintenance Building	0	0	0			
5177 Treasurers Fees	83	0	0			
5160 Office Expense	0	0	0			
5165 Professional & Specialized	0	854	0			
5166 A87 Costs	0	0	0			
5180 Rents Building	0	0	0			
5187 Restroom Maintenance	0	10,457	0			
5187 Special Dept Expense	0	10,457	0	8,434	8,434	8,434
Other	38,950	372,697	0	76,883	76,883	76,883
<b>Total Services &amp; Supplies</b>	<b>39,033</b>	<b>394,465</b>	<b>0</b>	<b>85,317</b>	<b>85,317</b>	<b>85,317</b>

Fixed Assets

6228 Equipment	0	0	0			
<b>Total Fixed Assets</b>	<b>0</b>	<b>0</b>	<b>0</b>	<b>0</b>	<b>0</b>	<b>0</b>

<b>BUDGET UNIT TOTAL</b>	<b>39,033</b>	<b>394,465</b>	<b>0</b>	<b>85,317</b>	<b>85,317</b>	<b>85,317</b>
memo:		Transfers Out		0	0	0

COUNTY OF SIERRA  
STATE OF CALIFORNIA

FISCAL YEAR 2014-15

Budget Name  
Function  
Activity  
Fund  
Budget Unit

**Trial Court Security**  
Public Protection  
Public Protection  
**813**  
8132000

FINANCING USES CLASSIFICATION (1)	2011-12 ACTUAL (2)	2012-13 ACTUAL (3)	2013-14 ACTUAL (4)	2013-14 ADOPTED (6)	2014-15 RECOMMENDED (5)	2014-15 ADOPTED (6)
---	--------------------------	--------------------------	--------------------------	---------------------------	-------------------------------	---------------------------

**Financing Source by Revenue Category**

Taxes	0	0	0		0	
Use of Money						
Intergovernmental	0	0	0	0	0	0
Licenses Permits & Franchises	0	0	0		0	
Fines, Forfeitures & Penalties	0	0	0		0	
Charges For Services	0	0	0		0	
Interfund Transfer	0	0	0	0	0	0
<b>Total Revenues</b>	<b>0</b>	<b>0</b>	<b>0</b>	<b>0</b>	<b>0</b>	<b>0</b>
<b>Services &amp; Supplies</b>						
5106 Insurance	0	0	0	0	0	0
5120 Communications	0	0	0	0	0	0
5140 Maintenance Equipment	0	0	0	0	0	0
5145 Maintenance Building	0	0	0	0	0	0
5177 Treasurers Fees	27	0	0	0	0	0
5160 Office Expense	0	0	0	0	0	0
5165 Professional & Specialized	0	0	0	0	0	0
5166 A87 Costs	0	0	0	0	0	0
5180 Rents Building	0	0	0	0	0	0
5187 Special Dept Expense	0	0	0			
Other	0	0	0	32,000	32,000	32,000
<b>Total Services &amp; Supplies</b>	<b>27</b>	<b>0</b>	<b>0</b>	<b>32,000</b>	<b>32,000</b>	<b>32,000</b>
<b>Fixed Assets</b>						
6228 Equipment	0	0	0			
<b>Total Fixed Assets</b>	<b>0</b>	<b>0</b>	<b>0</b>	<b>0</b>	<b>0</b>	<b>0</b>
<b>BUDGET UNIT TOTAL</b>	<b>27</b>	<b>0</b>	<b>0</b>	<b>32,000</b>	<b>32,000</b>	<b>32,000</b>
<b>memo:</b>		Transfers Out				

COUNTY OF SIERRA  
STATE OF CALIFORNIA  
  
FISCAL YEAR 2014-15

Budget Name  
Function  
Activity  
Fund  
Budget Unit  
  
Realignment D.A. & P.D.  
Public Protection  
Public Protection  
813  
8133000

FINANCING USES CLASSIFICATION (1)	2011-12 ACTUAL (2)	2012-13 ACTUAL (3)	2013-14 ACTUAL (4)	2013-14 ADOPTED (6)	2014-15 RECOMMENDED (5)	2014-15 ADOPTED (6)
---	--------------------------	--------------------------	--------------------------	---------------------------	-------------------------------	---------------------------

**Financing Source by Revenue Category**

Taxes	0	0	0		0	
Use of Money	0	0	0	0	0	0
Intergovernmental	0	0	0	0	0	0
Licenses Permits & Franchises	0	0	0		0	
Fines, Forfeitures & Penalties	0	0	0		0	
Charges For Services	0	0	0		0	
Interfund Transfer	0	0	0	0	0	0
<b>Total Revenues</b>	<b>0</b>	<b>0</b>	<b>0</b>	<b>0</b>	<b>0</b>	<b>0</b>

**Services & Supplies**

5106 Insurance	0	0	0			
5120 Communications	0	0	0			
5140 Maintenance Equipment	0	0	0			
5145 Maintenance Building	0	0	0			
5177 Treasurers Fees	83	0	0			
5155 Office Expense	0	0	0			
5165 Professional & Specialized	0	854	0			
5166 A87 Costs	0	0	0			
5180 Rents Building	0	0	0			
5187 Restroom Maintenance	0	0	0			
5187 Special Dept Expense	0	0	0	0	0	0
Other	38,950	(854)	0			
<b>Total Services &amp; Supplies</b>	<b>39,033</b>	<b>0</b>	<b>0</b>	<b>0</b>	<b>0</b>	<b>0</b>

**Fixed Assets**

6228 Equipment	0	0	0			
<b>Total Fixed Assets</b>	<b>0</b>	<b>0</b>	<b>0</b>	<b>0</b>	<b>0</b>	<b>0</b>

<b>BUDGET UNIT TOTAL</b>	<b>39,033</b>	<b>0</b>	<b>0</b>	<b>0</b>	<b>0</b>	<b>0</b>
memo:		Transfers Out		3,102	0	3,102

COUNTY OF SIERRA  
STATE OF CALIFORNIA

FISCAL YEAR 2014-15

Budget Name  
Function  
Activity  
Fund  
Budget Unit

Juvinial Probation Camp Funding  
Public Protection  
Detention & Corrections  
**813**  
8134000

FINANCING USES CLASSIFICATION (1)	2011-12 ACTUAL (2)	2012-13 ACTUAL (3)	2013-14 ACTUAL (4)	2013-14 ADOPTED (6)	2014-15 RECOMMENDED (5)	2014-15 ADOPTED (6)
---	--------------------------	--------------------------	--------------------------	---------------------------	-------------------------------	---------------------------

**Financing Source by Revenue Category**

Taxes	0	0	0		0	
Use of Money						
Intergovernmental	2	0	0	0	0	0
Licenses Permits & Franchises	0	0	0		0	
Fines, Forfeitures & Penalties	0	0	0		0	
Charges For Services	0	0	0		0	
Interfund Transfer	0	0	0	0	0	0
<b>Total Revenues</b>	<b>2</b>	<b>0</b>	<b>0</b>	<b>0</b>	<b>0</b>	<b>0</b>

**Services & Supplies**

5106 Insurance	0	0	0	0	0	0
5120 Communications	0	0	0	0	0	0
5140 Maintenance Equipment	0	0	0	0	2,000	2,000
5145 Maintenance Building	0	0	0	0	0	0
5177 Treasurers Fees	27	0	0	0	0	0
5160 Office Expense	0	0	0	0	0	0
5165 Professional & Specialized	0	0	0	0	3,500	3,500
5166 A87 Costs	0	0	0	0	0	0
5180 Rents Building	0	0	0	0	6,000	6,000
5502 Travel					500	500
5187 Special Dept Expense	0	0	0	10,066	7,000	7,000
Other	0	0	0	0	0	0
<b>Total Services &amp; Supplies</b>	<b>27</b>	<b>0</b>	<b>0</b>	<b>10,066</b>	<b>19,000</b>	<b>19,000</b>

**Fixed Assets**

6228 Equipment	0	0	0			
<b>Total Fixed Assets</b>	<b>0</b>	<b>0</b>	<b>0</b>	<b>0</b>	<b>0</b>	<b>0</b>

<b>BUDGET UNIT TOTAL</b>	<b>27</b>	<b>0</b>	<b>0</b>	<b>10,066</b>	<b>19,000</b>	<b>19,000</b>
--------------------------	-----------	----------	----------	---------------	---------------	---------------

memo: Transfers Out



COUNTY OF SIERRA  
STATE OF CALIFORNIA  
  
FISCAL YEAR 2014-15

Budget Name  
Function  
Activity  
Fund  
Budget Unit  
  
YOBG Grant  
Public Protection  
Detention & Corrections  
**813**  
8134100

FINANCING USES CLASSIFICATION (1)	2011-12 ACTUAL (2)	2012-13 ACTUAL (3)	2013-14 ACTUAL (4)	2013-14 ADOPTED (6)	2014-15 RECOMMENDED (5)	2014-15 ADOPTED (6)
---	--------------------------	--------------------------	--------------------------	---------------------------	-------------------------------	---------------------------

**Financing Source by Revenue Category**

Taxes	0	0	0		0	
Use of Money						
Intergovernmental	0	0	0	0	0	0
Licenses Permits & Franchises	0	0	0		0	
Fines, Forfeitures & Penalties	0	0	0		0	
Charges For Services	0	0	0		0	
Interfund Transfer	0	0	0	0	0	0
<b>Total Revenues</b>	<b>0</b>	<b>0</b>	<b>0</b>	<b>0</b>	<b>0</b>	<b>0</b>
<b>Services &amp; Supplies</b>						
5106 Insurance	0	0	0	0	0	0
5120 Communications	0	0	0	0	0	0
5140 Maintenance Equipment	0	0	0	0	0	0
5145 Maintenance Building	0	0	0	0	0	0
5177 Treasurers Fees	4	0	0	0	0	0
5160 Office Expense	0	0	0	0	0	0
5165 Professional & Specialized	0	0	0	0	0	0
5166 A87 Costs	0	0	0	0	0	0
5180 Rents Building	0	0	0	0	0	0
5187 Special Dept Expense	0	0	0	0	0	0
Other	0	0	0	0	0	0
<b>Total Services &amp; Supplies</b>	<b>4</b>	<b>0</b>	<b>0</b>	<b>0</b>	<b>0</b>	<b>0</b>
<b>Fixed Assets</b>						
6228 Equipment	0	0	0			
<b>Total Fixed Assets</b>	<b>0</b>	<b>0</b>	<b>0</b>	<b>0</b>	<b>0</b>	<b>0</b>
<b>BUDGET UNIT TOTAL</b>	<b>4</b>	<b>0</b>	<b>0</b>	<b>0</b>	<b>0</b>	<b>0</b>
<b>memo:</b>		Transfers Out			117,000	

COUNTY OF SIERRA  
STATE OF CALIFORNIA

FISCAL YEAR 2014-15

Budget Name  
Function  
Activity  
Fund  
Budget Unit

**Mental Health Realignment**  
Health & Sanitation  
Health  
**Human Services**  
8150000

FINANCING USES CLASSIFICATION (1)	2011-12 ACTUAL (2)	2012-13 ACTUAL (3)	2013-14 ACTUAL (4)	2013-14 ADOPTED (6)	2014-15 RECOMMENDED (5)	2014-15 ADOPTED (6)
---	--------------------------	--------------------------	--------------------------	---------------------------	-------------------------------	---------------------------

Financing Source by Revenue Category

Taxes	0	0	0		0	
Use of Money	(722)	0	0	0	0	0
Intergovernmental	292,895	341,754	317,113	275,402	275,352	275,352
Licenses Permits & Franchises	0	0	0		0	
Fines, Forfeitures & Penalties	0	0	0		0	
Charges For Services	0	0	0		0	
Interfund Transfer	0	0	0	0	51,386	0
<b>Total Revenues</b>	<b>292,173</b>	<b>341,754</b>	<b>317,113</b>	<b>275,402</b>	<b>326,738</b>	<b>275,352</b>

Services & Supplies

5106 Insurance	0	0	0	0	0	0
5120 Communications	0	0	0	0	0	0
5140 Maintenance Equipment	0	0	0	0	0	0
5145 Maintenance Building	0	0	0	0	0	0
5177 Treasurers Fees	528	0	0	353	176	176
5160 Office Expense	0	0	0	0	0	0
5165 Professional & Specialized	0	0	0	0	0	0
5166 A87 Costs	0	0	0	0	0	0
5180 Rents Building	0	0	0	0	0	0
5187 Restroom Maintenance	0	0	0	0	0	0
5187 Special Dept Expense	0	0	0	0	0	0
Other	0	0	0	0	0	0
<b>Total Services &amp; Supplies</b>	<b>528</b>	<b>0</b>	<b>0</b>	<b>353</b>	<b>176</b>	<b>176</b>

Fixed Assets

6228 Equipment	0	0	103,901			
<b>Total Fixed Assets</b>	<b>0</b>	<b>0</b>	<b>103,901</b>	<b>0</b>	<b>0</b>	<b>0</b>

<b>BUDGET UNIT TOTAL</b>	<b>528</b>	<b>0</b>	<b>103,901</b>	<b>353</b>	<b>176</b>	<b>176</b>
	memo: Transfers Out				274,801	

COUNTY OF SIERRA  
STATE OF CALIFORNIA

FISCAL YEAR 2014-15

Budget Name  
Function  
Activity  
Fund  
Budget Unit

**Social Services Realignment**  
Public Assistance  
Public Assistance  
**Human Services**  
8160000

FINANCING USES CLASSIFICATION (1)	2011-12 ACTUAL (2)	2012-13 ACTUAL (3)	2013-14 ACTUAL (4)	2013-14 ADOPTED (6)	2014-15 RECOMMENDED (5)	2014-15 ADOPTED (6)
---	--------------------------	--------------------------	--------------------------	---------------------------	-------------------------------	---------------------------

**Financing Source by Revenue Category**

Taxes						
Use of Money	0	0	0	0	0	0
Intergovernmental	548,867	645,450	588,339	321,908	321,908	321,908
Licenses Permits & Franchises	0	0	0		0	
Fines, Forfeitures & Penalties	0	0	0		0	
Charges For Services	0	0	0		0	
Miscellaneous	0	0	0	0	0	0
<b>Total Revenues</b>	<b>548,867</b>	<b>645,450</b>	<b>588,339</b>	<b>321,908</b>	<b>321,908</b>	<b>321,908</b>

**Services & Supplies**

5106 Insurance	0	0	0			
5120 Communications	0	0	0			
5140 Maintenance Equipment	0	0	0			
5145 Maintenance Building	0	0	0			
5177 Memberships	1,148	0	0	6,813	6,813	6,813 *
5160 Office Expense	0	0	0		0	
5165 Professional & Specialized	0	0	0		0	
5166 A87 Costs	0	0	0		0	
Other	6,183	6,741	6,183			
<b>Total Services &amp; Supplies</b>	<b>7,331</b>	<b>6,741</b>	<b>6,183</b>	<b>6,813</b>	<b>6,813</b>	<b>6,813</b>

**Fixed Assets**

6228 Equipment	0	0	0			
<b>Total Fixed Assets</b>	<b>0</b>	<b>0</b>	<b>0</b>	<b>0</b>	<b>0</b>	<b>0</b>

**BUDGET UNIT TOTAL**

* <b>Membership: CMSP</b>	<b>7,331</b>	<b>6,741</b>	<b>6,183</b>	<b>6,813</b>	<b>6,813</b>	<b>6,813</b>
---------------------------	--------------	--------------	--------------	--------------	--------------	--------------

memo: Transfers Out

526,426

COUNTY OF SIERRA  
STATE OF CALIFORNIA

FISCAL YEAR 2014-15

Budget Name  
Function  
Activity  
Fund  
Budget Unit

Health Realignment  
Health & Sanitation  
Health  
Human Services  
8170000

FINANCING USES CLASSIFICATION (1)	2011-12 ACTUAL (2)	2012-13 ACTUAL (3)	2013-14 ACTUAL (4)	2013-14 ADOPTED (6)	2014-15 RECOMMENDED (5)	2014-15 ADOPTED (6)
---	--------------------------	--------------------------	--------------------------	---------------------------	-------------------------------	---------------------------

Financing Source by Revenue Category

Taxes						
Use of Money	198	0	0	0	0	0
Intergovernmental	225,443	230,089	275,345	343,695	343,695	343,695
Licenses Permits & Franchises	0	0	0		0	
Fines, Forfeitures & Penalties	0	0	0		0	
Charges For Services	0	0	0		0	
Miscellaneous	0	0	0	0	0	0
<b>Total Revenues</b>	<b>225,641</b>	<b>230,089</b>	<b>275,345</b>	<b>343,695</b>	<b>343,695</b>	<b>343,695</b>
<b>Services &amp; Supplies</b>						
5106 Insurance	0	0	0			
5120 Communications	0	0	0			
5140 Maintenance Equipment	0	0	0			
5145 Maintenance Building	0	0	0			
5177 Treasures Fees	34	0	0	140	11	11
5160 Office Expense	0	0	0			
5165 Professional & Specialized	0	0	0			
5166 A87 Costs	0	0	0			
Other	0	0	0		0	
<b>Total Services &amp; Supplies</b>	<b>34</b>	<b>0</b>	<b>0</b>	<b>140</b>	<b>11</b>	<b>11</b>
<b>Fixed Assets</b>						
6228 Equipment	0	0	0			
<b>Total Fixed Assets</b>	<b>0</b>	<b>0</b>	<b>0</b>	<b>0</b>	<b>0</b>	<b>0</b>
<b>BUDGET UNIT TOTAL</b>	<b>34</b>	<b>0</b>	<b>0</b>	<b>140</b>	<b>11</b>	<b>11</b>
	<b>memo: Transfers Out</b>				351,025	

COUNTY OF SIERRA  
STATE OF CALIFORNIA

FISCAL YEAR 2014-15

Budget Name  
Function  
Activity  
Fund  
Budget Unit

**DNA**  
Public Protection  
Police Protection  
**Law Enforcement**  
8180000

FINANCING USES CLASSIFICATION (1)	2011-12 ACTUAL (2)	2012-13 ACTUAL (3)	2013-14 ACTUAL (4)	2013-14 ADOPTED (6)	2014-15 RECOMMENDED (5)	2014-15 ADOPTED (6)
<b>Financing Source by Revenue Category</b>						
Taxes	0	0	0	0	0	0
Use of Money	111	0	0	0	0	0
Intergovernmental	0	0	0	0	0	0
Licenses Permits & Franchises	0	0	0	0	0	0
Fines, Forfeitures & Penalties	5,296	2,593	2,227	4,054	2,000	2,000
Charges For Services	0	0	0	0	0	0
Miscellaneous	0	0	0	0	0	0
<b>Total Revenues</b>	<b>5,408</b>	<b>2,593</b>	<b>2,227</b>	<b>4,054</b>	<b>2,000</b>	<b>2,000</b>
<b>Services &amp; Supplies</b>						
5106 Insurance	0	0	0			
5120 Communications	0	0	0	0	0	0
5140 Maintenance Equipment	0	0	0	0	0	0
5145 Maintenance Building	0	0	0	0	0	0
5150 Memberships	0	0	0	0	0	0
5160 Office Expense	0	0	0	0	0	0
5165 Professional & Specialized	0	0	0	0	0	0
5166 A87 Costs	0	0	0	0	0	0
Other	265	4,443	327	1,650	1,678	1,678
<b>Total Services &amp; Supplies</b>	<b>265</b>	<b>4,443</b>	<b>327</b>	<b>1,650</b>	<b>1,678</b>	<b>1,678</b>
<b>Fixed Assets</b>						
6228 Equipment	0	0	0			
<b>Total Fixed Assets</b>	<b>0</b>	<b>0</b>	<b>0</b>	<b>0</b>	<b>0</b>	<b>0</b>
<b>BUDGET UNIT TOTAL</b>	<b>265</b>	<b>4,443</b>	<b>327</b>	<b>1,650</b>	<b>1,678</b>	<b>1,678</b>

COUNTY OF SIERRA  
STATE OF CALIFORNIA

FISCAL YEAR 2014-15

Budget Name  
Function  
Activity  
Fund  
Budget Unit

Security Measures  
General  
Judicial/Other  
Special Revenue  
8211001

FINANCING USES CLASSIFICATION (1)	2011-12 ACTUAL (2)	2012-13 ACTUAL (3)	2013-14 ACTUAL (4)	2013-14 ADOPTED (6)	2014-15 RECOMMENDED (5)	2014-15 ADOPTED (6)
---	--------------------------	--------------------------	--------------------------	---------------------------	-------------------------------	---------------------------

**Financing Source by Revenue Category**

Taxes	0	0	0	0	0	0
Use of Money	2	0	0	0	0	0
Intergovernmental	0	0	0	0	0	0
Licenses Permits & Franchises	0	0	0	0	0	0
Fines, Forfeitures & Penalties	0	0	0	0	0	0
Charges For Services	58	75	66	79	79	79
Miscellaneous	0	0	0	0	0	0
<b>Total Revenues</b>	<b>60</b>	<b>75</b>	<b>66</b>	<b>79</b>	<b>79</b>	<b>79</b>
<b>Services &amp; Supplies</b>						
5106 Insurance	0	0	0			
5120 Communications	0	0	0	0	0	0
5140 Maintenance Equipment	0	0	0	0	0	0
5145 Maintenance Building	0	0	0	0	0	0
5150 Memberships	0	0	0	0	0	0
5160 Office Expense	0	0	0	0	0	0
5165 Professional & Specialized	0	0	0	0	0	0
5166 A87 Costs	0	0	0	0	0	0
Other	0	0	0		0	
<b>Total Services &amp; Supplies</b>	<b>0</b>	<b>0</b>	<b>0</b>	<b>0</b>	<b>0</b>	<b>0</b>
<b>Fixed Assets</b>						
6228 Equipment	0	0	0			
<b>Total Fixed Assets</b>	<b>0</b>	<b>0</b>	<b>0</b>	<b>0</b>	<b>0</b>	<b>0</b>
<b>BUDGET UNIT TOTAL</b>	<b>0</b>	<b>0</b>	<b>0</b>	<b>0</b>	<b>0</b>	<b>0</b>

COUNTY OF SIERRA  
STATE OF CALIFORNIA

FISCAL YEAR 2014-15

Budget Name  
Function  
Activity  
Fund  
Budget Unit

Micrographics Trust  
General  
Judicial/Other  
Special Revenue  
8211003

FINANCING USES CLASSIFICATION (1)	2011-12 ACTUAL (2)	2012-13 ACTUAL (3)	2013-14 ACTUAL (4)	2013-14 ADOPTED (6)	2014-15 RECOMMENDED (5)	2014-15 ADOPTED (6)
<b>Financing Source by Revenue Category</b>						
Taxes	0	0	0	0	0	0
Use of Money	83	0	0	0	0	0
Intergovernmental	0	0	0	0	0	0
Licenses Permits & Franchises	0	0	0	0	0	0
Fines, Forfeitures & Penalties	0	0	0	0	0	0
Charges For Services	5,293	5,457	5,502	5,023	5,023	5,023
Miscellaneous	0	0	0	0	0	0
<b>Total Revenues</b>	<b>5,376</b>	<b>5,457</b>	<b>5,502</b>	<b>5,023</b>	<b>5,023</b>	<b>5,023</b>
<b>Services &amp; Supplies</b>						
5106 Insurance	0	0	0			
5120 Communications	0	0	0	0	0	0
5140 Maintenance Equipment	0	0	0	0	0	0
5145 Maintenance Building	0	0	0	0	0	0
5150 Memberships	0	0	0	0	0	0
5160 Office Expense	163	202	0	258	122	122
5165 Professional & Specialized	0	0	0		0	
5166 A87 Costs	0	0	0		0	
Other	2,201	5,920	2,428	14,496	14,496	14,496
<b>Total Services &amp; Supplies</b>	<b>2,364</b>	<b>6,122</b>	<b>2,428</b>	<b>14,754</b>	<b>14,618</b>	<b>14,618</b>
<b>Fixed Assets</b>						
6228 Equipment	0	0	0			
<b>Total Fixed Assets</b>	<b>0</b>	<b>0</b>	<b>0</b>	<b>0</b>	<b>0</b>	<b>0</b>
<b>BUDGET UNIT TOTAL</b>	<b>2,364</b>	<b>6,122</b>	<b>2,428</b>	<b>14,754</b>	<b>14,618</b>	<b>14,618</b>
	<b>Transfers Out</b>			<b>13,000</b>		<b>3,000</b>

COUNTY OF SIERRA  
STATE OF CALIFORNIA

FISCAL YEAR 2014-15

Budget Name  
Function  
Activity  
Fund  
Budget Unit

**Peace Officers Training**  
Police/Protection  
Police/Protection  
**Special Revenue**  
8211004

FINANCING USES CLASSIFICATION (1)	2011-12 ACTUAL (2)	2012-13 ACTUAL (3)	2013-14 ACTUAL (4)	2013-14 ADOPTED (6)	2014-15 RECOMMENDED (5)	2014-15 ADOPTED (6)
<b>Financing Source by Revenue Category</b>						
Taxes	0	0	0	0	0	0
Use of Money	0	0	0	0	0	0
Intergovernmental	0	0	0	0	0	0
Licenses Permits & Franchises	0	0	0	0	0	0
Fines, Forfeitures & Penalties	0	0	0	0	0	0
Charges For Services	23	(28)	28	0	0	0
Miscellaneous	0	0	0	0	0	0
<b>Total Revenues</b>	<b>23</b>	<b>-28</b>	<b>28</b>	<b>0</b>	<b>0</b>	<b>0</b>
<b>Services &amp; Supplies</b>						
5106 Insurance	0	0	0			
5120 Communications	0	0	0	0	0	0
5140 Maintenance Equipment	0	0	0	0	0	0
5145 Maintenance Building	0	0	0	0	0	0
5150 Memberships	0	0	0	0	0	0
5160 Office Expense	0	0	0	0	0	0
5165 Professional & Specialized	0	0	0	0	0	0
5166 A87 Costs	0	0	0	0	0	0
Other	0	0	0	0	0	0
<b>Total Services &amp; Supplies</b>	<b>0</b>	<b>0</b>	<b>0</b>	<b>0</b>	<b>0</b>	<b>0</b>
<b>Fixed Assets</b>						
6228 Equipment	0	0				
<b>Total Fixed Assets</b>	<b>0</b>	<b>0</b>	<b>0</b>	<b>0</b>	<b>0</b>	<b>0</b>
<b>BUDGET UNIT TOTAL</b>	<b>0</b>	<b>0</b>	<b>0</b>	<b>0</b>	<b>0</b>	<b>0</b>



COUNTY OF SIERRA  
STATE OF CALIFORNIA  
  
FISCAL YEAR 2014-15

Budget Name  
Function  
Activity  
Fund  
Budget Unit

Recorder's Modernization Fund  
General  
Judicial/Other  
Special Revenue  
8211005

FINANCING USES CLASSIFICATION (1)	2011-12 ACTUAL (2)	2012-13 ACTUAL (3)	2013-14 ACTUAL (4)	2013-14 ADOPTED (6)	2014-15 RECOMMENDED (5)	2014-15 ADOPTED (6)
---	--------------------------	--------------------------	--------------------------	---------------------------	-------------------------------	---------------------------

**Financing Source by Revenue Category**

Taxes	0	0	0	0	0	0
Use of Money	167	0	0	0	0	0
Intergovernmental	0	0	0	0	0	0
Licenses Permits & Franchises	0	0	0	0	0	0
Fines, Forfeitures & Penalties	0	0	0	0	0	0
Charges For Services	7,689	13,461	11,402	10,354	10,354	10,354
Miscellaneous	0	0	0	0	0	0
<b>Total Revenues</b>	<b>7,856</b>	<b>13,461</b>	<b>11,402</b>	<b>10,354</b>	<b>10,354</b>	<b>10,354</b>
<b>Services &amp; Supplies</b>						
5106 Insurance	0	0	0			
5120 Communications	0	0	0	0	0	0
5140 Maintenance Equipment	0	0	0	0	0	0
5145 Maintenance Building	0	0	0	0	0	0
5150 Memberships	0	0	0	0	0	0
5160 Office Expense	183	51	2,629	454	454	454
5165 Professional & Specialized	0	0	0	0	0	0
5166 A87 Costs	0	0	0	0	0	0
Other	3,519	11,893	3,276	51,442	33,676	33,676
<b>Total Services &amp; Supplies</b>	<b>3,702</b>	<b>11,944</b>	<b>5,905</b>	<b>51,896</b>	<b>34,130</b>	<b>34,130</b>
<b>Fixed Assets</b>						
6228 Equipment	0	0				
<b>Total Fixed Assets</b>	<b>0</b>	<b>0</b>	<b>0</b>	<b>0</b>	<b>0</b>	<b>0</b>
<b>BUDGET UNIT TOTAL</b>	<b>3,702</b>	<b>11,944</b>	<b>5,905</b>	<b>51,896</b>	<b>34,130</b>	<b>34,130</b>
		Transfers		13,000	23,000	23,000

STATE CONTROLLER  
COUNTY BUDGET ACT

BUDGET UNIT I SCHEDULE 9

SCHEDULE 9

COUNTY OF SIERRA  
STATE OF CALIFORNIA

FISCAL YEAR 2014-15

Budget Name  
Function  
Activity  
Fund  
Budget Unit

VITAL STATISTICS  
General  
Judicial/Other  
Special Revenues  
8211006

FINANCING USES CLASSIFICATION (1)	2011-12 ACTUAL (2)	2012-13 ACTUAL (3)	2013-14 ACTUAL (4)	2013-14 ADOPTED (6)	2014-15 RECOMMENDED (5)	2014-15 ADOPTED (6)
<b>Financing Source by Revenue Category</b>						
Taxes	0	0	0	0	0	0
Use of Money	1	0	0	0	0	0
Intergovernmental	0	0	0	0	0	0
Licenses Permits & Franchises	0	0	0	0	0	0
Fines, Forfeitures & Penalties	0	0	0	0	0	0
Charges For Services	327	398	347	481	481	481
Miscellaneous	0	0	0	0	0	0
<b>Total Revenues</b>	<b>327</b>	<b>398</b>	<b>347</b>	<b>481</b>	<b>481</b>	<b>481</b>
<b>Services &amp; Supplies</b>						
5106 Insurance	0	0	0	0	0	0
5120 Communications	0	0	0	0	0	0
5140 Maintenance Equipment	0	0	0	0	0	0
5145 Maintenance Building	0	0	0	0	0	0
5150 Memberships	0	0	0	0	0	0
5160 Office Expense	78	0	0	0	0	0
5165 Professional & Specialized	0	0	0	0	0	0
5166 A87 Costs	0	0	0	0	0	0
5180 Rents Building	0	0	0	0	0	0
Other	0	0	0	0	0	0
<b>Total Services &amp; Supplies</b>	<b>78</b>	<b>0</b>	<b>0</b>	<b>0</b>	<b>0</b>	<b>0</b>
<b>Fixed Assets</b>						
6228 Equipment	0	0	0	0	0	0
<b>Total Fixed Assets</b>	<b>0</b>	<b>0</b>	<b>0</b>	<b>0</b>	<b>0</b>	<b>0</b>
<b>BUDGET UNIT TOTAL</b>	<b>78</b>	<b>0</b>	<b>0</b>	<b>0</b>	<b>0</b>	<b>0</b>

COUNTY OF SIERRA  
STATE OF CALIFORNIA

FISCAL YEAR 2014-15

Budget Name  
Function  
Activity  
Fund  
Budget Unit

LABRITORY FEES - DRUG TESTING  
Public Protection  
Police Protection  
Special Revenue  
8267650

FINANCING USES CLASSIFICATION (1)	2011-12 ACTUAL (2)	2012-13 ACTUAL (3)	2013-14 ACTUAL (4)	2013-14 ADOPTED (6)	2014-15 RECOMMENDED (5)	2014-15 ADOPTED (6)
---	--------------------------	--------------------------	--------------------------	---------------------------	-------------------------------	---------------------------

Financing Source by Revenue Category

Taxes	0	0	0	0	0	0
Use of Money	0	0	0	0	0	0
Intergovernmental	0	0	0	0	0	0
Licenses Permits & Franchises	0	0	0	0	0	0
Fines, Forfeitures & Penalties	706	382	448	1,093	1,093	1,093
Charges For Services	0	0	0	0	0	0
Miscellaneous	0	0	0	0	0	0
<b>Total Revenues</b>	<b>706</b>	<b>382</b>	<b>448</b>	<b>1,093</b>	<b>1,093</b>	<b>1,093</b>

Services & Supplies

5106 Insurance	0	0	0	0	0	0
5120 Communications	0	0	0	0	0	0
5140 Maintenance Equipment	0	0	0	0	0	0
5145 Maintenance Building	0	0	0	0	0	0
5155 Misc.	680	565	560	0	0	0
5160 Office Expense	0	0	0	0	0	0
5165 Professional & Specialized	0	0	0	637	637	637
5166 A87 Costs	0	0	0	0	0	0
5180 Rents Building	0	0	0	0	0	0
Other	0	0	0	0	0	0
<b>Total Services &amp; Supplies</b>	<b>680</b>	<b>565</b>	<b>560</b>	<b>637</b>	<b>637</b>	<b>637</b>

Fixed Assets

6228 Equipment	0	0	0	0	0	0
<b>Total Fixed Assets</b>	<b>0</b>	<b>0</b>	<b>0</b>	<b>0</b>	<b>0</b>	<b>0</b>

<b>BUDGET UNIT TOTAL</b>	<b>680</b>	<b>565</b>	<b>560</b>	<b>637</b>	<b>637</b>	<b>637</b>
--------------------------	------------	------------	------------	------------	------------	------------

COUNTY OF SIERRA  
STATE OF CALIFORNIA  
  
FISCAL YEAR 2014-15

Budget Name Alcohol Program Fines Trust  
Function Health  
Activity Health  
Fund Special Revenue  
Budget Unit 8277670

FINANCING USES CLASSIFICATION (1)	2011-12 ACTUAL (2)	2012-13 ACTUAL (3)	2013-14 ACTUAL (4)	2013-14 ADOPTED (6)	2014-15 RECOMMENDED (5)	2014-15 ADOPTED (6)
---	--------------------------	--------------------------	--------------------------	---------------------------	-------------------------------	---------------------------

**Financing Source by Revenue Category**

Taxes	0	0	0		0	
Use of Money	41	0	0	10	10	10
Intergovernmental	0	0	0	0	0	0
Licenses Permits & Franchises	0	0	0	0	0	0
Fines, Forfeitures & Penalties	420	284	361	635	635	635
Charges For Services	0	0	0	0	0	0
Miscellaneous	0	0	0	0	0	0
<b>Total Revenues</b>	<b>461</b>	<b>284</b>	<b>361</b>	<b>645</b>	<b>645</b>	<b>645</b>
<b>Services &amp; Supplies</b>						
5106 Insurance	0	0	0	0	0	0
5120 Communications	0	0	0	0	0	0
5177 Treasure's Fees	7	0	0			
5145 Maintenance Building	0	0	0	0	0	0
5150 Memberships	0	0	0	0	0	0
5160 Office Expense	0	0	0	0	0	0
5165 Professional & Specialized	0	0	0	0	0	0
5166 A87 Costs	0	0	0	0	0	0
5180 Rents Building	0	0	0	0	0	0
Other	0	0	0	0	0	0
<b>Total Services &amp; Supplies</b>	<b>7</b>	<b>0</b>	<b>0</b>	<b>0</b>	<b>0</b>	<b>0</b>
<b>Fixed Assets</b>						
6228 Equipment	0	0	0		0	
<b>Total Fixed Assets</b>	<b>0</b>	<b>0</b>	<b>0</b>	<b>0</b>	<b>0</b>	<b>0</b>
<b>BUDGET UNIT TOTAL</b>	<b>7</b>	<b>0</b>	<b>0</b>	<b>0</b>	<b>0</b>	<b>0</b>

COUNTY OF SIERRA  
STATE OF CALIFORNIA  
  
FISCAL YEAR 2014-15

Budget Name  
Function  
Activity  
Fund  
Budget Unit

**Automated Warrant System**  
Public Protection  
Police Protection  
**Special Revenue**  
8277680

FINANCING USES CLASSIFICATION (1)	2011-12 ACTUAL (2)	2012-13 ACTUAL (3)	2013-14 ACTUAL (4)	2013-14 ADOPTED (6)	2014-15 RECOMMENDED (5)	2014-15 ADOPTED (6)
---	--------------------------	--------------------------	--------------------------	---------------------------	-------------------------------	---------------------------

**Financing Source by Revenue Category**

Taxes	0	0	0	0	0	0
Use of Money	13	0	0	11	11	11
Intergovernmental	0	0	0	0	0	0
Licenses Permits & Franchises	0	0	0	0	0	0
Fines, Forfeitures & Penalties	561	708	1,095	232	232	232
Charges For Services	0	0	0	0	0	0
Miscellaneous	0	0	0	0	0	0
<b>Total Revenues</b>	<b>574</b>	<b>708</b>	<b>1,095</b>	<b>243</b>	<b>243</b>	<b>243</b>
<b>Services &amp; Supplies</b>						
5106 Insurance	0	0	0	0	0	0
5120 Communications	0	0	0	0	0	0
5177 Treasure's Fees	2	0	0	0	0	0
5145 Maintenance Building	0	0	0	0	0	0
5150 Memberships	0	0	0	0	0	0
5160 Office Expense	0	0	0	0	0	0
5165 Professional & Specialized	0	0	0	0	0	0
5166 A87 Costs	0	0	0	0	0	0
5180 Rents Building	0	0	0	0	0	0
Other	0	0	0	0	0	0
<b>Total Services &amp; Supplies</b>	<b>2</b>	<b>0</b>	<b>0</b>	<b>0</b>	<b>0</b>	<b>0</b>
<b>7600 Transfers Out</b>	<b>0</b>	<b>0</b>	<b>0</b>	<b>0</b>	<b>0</b>	<b>0</b>
<b>Fixed Assets</b>						
6228 Equipment	0	0	0	0	0	0
<b>Total Fixed Assets</b>	<b>0</b>	<b>0</b>	<b>0</b>	<b>0</b>	<b>0</b>	<b>0</b>
<b>BUDGET UNIT TOTAL</b>	<b>2</b>	<b>0</b>	<b>0</b>	<b>0</b>	<b>0</b>	<b>0</b>

COUNTY OF SIERRA  
STATE OF CALIFORNIA  
  
FISCAL YEAR 2014-15

Budget Name Alcohol Education and Prevention Trus  
Function Health  
Activity Health  
Fund Special Revenue  
Budget Unit 8277690

FINANCING USES CLASSIFICATION (1)	2011-12 ACTUAL (2)	2012-13 ACTUAL (3)	2013-14 ACTUAL (4)	2013-14 ADOPTED (6)	2014-15 RECOMMENDED (5)	2014-15 ADOPTED (6)
---	--------------------------	--------------------------	--------------------------	---------------------------	-------------------------------	---------------------------

**Financing Source by Revenue Category**

Taxes	0	0	0		0	
Use of Money	57	0	0	0	0	0
Intergovernmental	0	0	0	0	0	0
Licenses Permits & Franchises	0	0	0	0	0	0
Fines, Forfeitures & Penalties	424	244	367	612	612	612
Charges For Services	0	0	0	0	0	0
Miscellaneous	0	0	0	0	0	0
<b>Total Revenues</b>	<b>481</b>	<b>244</b>	<b>367</b>	<b>612</b>	<b>612</b>	<b>612</b>
<b>Services &amp; Supplies</b>						
5106 Insurance	0	0	0	0	0	0
5120 Communications	0	0	0	0	0	0
5177 Treasure's Fees	10	0	0			
5145 Maintenance Building	0	0	0	0	0	0
5150 Memberships	0	0	0	0	0	0
5160 Office Expense	0	0	0	0	0	0
5165 Professional & Specialized	0	0	0	0	0	0
5166 A87 Costs	0	0	0	0	0	0
5180 Rents Building	0	0	0	0	0	0
Other	0	0	0	0	0	0
<b>Total Services &amp; Supplies</b>	<b>10</b>	<b>0</b>	<b>0</b>	<b>0</b>	<b>0</b>	<b>0</b>
<b>7600 Transfers Out</b>	<b>0</b>	<b>0</b>	<b>0</b>	<b>0</b>	<b>0</b>	<b>0</b>
<b>Fixed Assets</b>						
6228 Equipment	0	0	0			
<b>Total Fixed Assets</b>	<b>0</b>	<b>0</b>	<b>0</b>	<b>0</b>	<b>0</b>	<b>0</b>
<b>BUDGET UNIT TOTAL</b>	<b>10</b>	<b>0</b>	<b>0</b>	<b>0</b>	<b>0</b>	<b>0</b>

COUNTY OF SIERRA  
STATE OF CALIFORNIA  
  
FISCAL YEAR 2014-15

Budget Name  
Function  
Activity  
Fund  
Budget Unit

Automated Fingerprinting Identification  
Public Protection  
Police Protection  
Special Revenue  
8277700

FINANCING USES CLASSIFICATION (1)	2011-12 ACTUAL (2)	2012-13 ACTUAL (3)	2013-14 ACTUAL (4)	2013-14 ADOPTED (6)	2014-15 RECOMMENDED (5)	2014-15 ADOPTED (6)
---	--------------------------	--------------------------	--------------------------	---------------------------	-------------------------------	---------------------------

Financing Source by Revenue Category

Taxes	0	0	0	0	0	0
Use of Money	100	0	0	12	12	12
Intergovernmental	0	0	0	0	0	0
Licenses Permits & Franchises	0	0	0	0	0	0
Fines, Forfeitures & Penalties	0	0	0	15	15	15
Charges For Services	0	0	0	0	0	0
Miscellaneous	0	0	0	0	0	0
<b>Total Revenues</b>	<b>100</b>	<b>0</b>	<b>0</b>	<b>27</b>	<b>27</b>	<b>27</b>
<b>Services &amp; Supplies</b>						
5106 Insurance	0	0	0	0	0	0
5120 Communications	0	0	0	0	0	0
5177 Treasure's Fees	18	0	0			
5145 Maintenance Building	0	0	0	0	0	0
5150 Memberships	0	0	0	0	0	0
5160 Office Expense	0	0	0	0	0	0
5165 Professional & Specialized	0	0	0	0	0	0
5166 A87 Costs	0	0	0	0	0	0
5180 Rents Building	0	0	0	0	0	0
Other	0	0	0	0	0	0
<b>Total Services &amp; Supplies</b>	<b>18</b>	<b>0</b>	<b>0</b>	<b>0</b>	<b>0</b>	<b>0</b>
<b>7600 Transfers Out</b>	<b>0</b>	<b>0</b>	<b>0</b>	<b>0</b>	<b>0</b>	<b>0</b>
<b>Fixed Assets</b>						
6228 Equipment	0	0	0			
<b>Total Fixed Assets</b>	<b>0</b>	<b>0</b>	<b>0</b>	<b>0</b>	<b>0</b>	<b>0</b>
<b>BUDGET UNIT TOTAL</b>	<b>18</b>	<b>0</b>	<b>0</b>	<b>0</b>	<b>0</b>	<b>0</b>

COUNTY OF SIERRA  
STATE OF CALIFORNIA

FISCAL YEAR 2014-15

Budget Name  
Function  
Activity  
Fund  
Budget Unit

COPS Program County  
Public Protection  
Police Protection  
Special Revenue  
8300000

FINANCING USES CLASSIFICATION (1)	2011-12 ACTUAL (2)	2012-13 ACTUAL (3)	2013-14 ACTUAL (4)	2013-14 ADOPTED (6)	2014-15 RECOMMENDED (5)	2014-15 ADOPTED (6)
---	--------------------------	--------------------------	--------------------------	---------------------------	-------------------------------	---------------------------

Financing Source by Revenue Category

Taxes	0	0	0	0	0	0
Use of Money						
Intergovernmental	242,593	161,202	225,865	215,100	215,100	215,100
Licenses Permits & Franchises	0	0	0	0	0	0
Fines, Forfeitures & Penalties	0	0	0	0	0	0
Charges For Services	0	0	0	0	0	0
Miscellaneous	0	0	0	0	0	0
<b>Total Revenues</b>	<b>242,593</b>	<b>161,202</b>	<b>225,865</b>	<b>215,100</b>	<b>215,100</b>	<b>215,100</b>

Services & Supplies

5106 Insurance	0	0	0	0	0	0
5120 Communications	0	0	0	0	0	0
5177 Treasure's Fees	53	0	0			
5145 Maintenance Building	0	0	0		0	
5150 Memberships	0	0	0		0	
5160 Office Expense	0	0	0	0	0	0
5165 Professional & Specialized	0	0	0	0	0	0
5166 A87 Costs	0	0	0	0	0	0
5180 Rents Building	0	0	0	0	0	0
Other	0	11,864	0	20,000	20,000	20,000
<b>Total Services &amp; Supplies</b>	<b>53</b>	<b>11,864</b>	<b>0</b>	<b>20,000</b>	<b>20,000</b>	<b>20,000</b>

Fixed Assets

6228 Equipment	0	0	0		0	
<b>Total Fixed Assets</b>	<b>0</b>	<b>0</b>	<b>0</b>	<b>0</b>	<b>0</b>	<b>0</b>

<b>BUDGET UNIT TOTAL</b>	<b>53</b>	<b>11,864</b>	<b>0</b>	<b>20,000</b>	<b>20,000</b>	<b>20,000</b>
	memo: Transfers Out			95,000	95,000	95,000



STATE CONTROLLER  
COUNTY BUDGET ACT

BUDGET UNIT [ SCHEDULE 9

SCHEDULE 9

COUNTY OF SIERRA  
STATE OF CALIFORNIA  
  
FISCAL YEAR 2014-15

Budget Name  
Function  
Activity  
Fund  
Budget Unit  
  
COPS Program City  
Public Protection  
Police Protection  
Special Revenue  
8307840

FINANCING USES CLASSIFICATION (1)	2011-12 ACTUAL (2)	2012-13 ACTUAL (3)	2013-14 ACTUAL (4)	2013-14 ADOPTED (6)	2014-15 RECOMMENDED (5)	2014-15 ADOPTED (6)
---	--------------------------	--------------------------	--------------------------	---------------------------	-------------------------------	---------------------------

Financing Source by Revenue Category

Taxes	0	0	0	0	0	0
Use of Money						
Intergovernmental						
Licenses Permits & Franchises	0	0	0	0	0	0
Fines, Forfeitures & Penalties	0	0	0	0	0	0
Charges For Services	0	0	0	0	0	0
Miscellaneous						
<b>Total Revenues</b>	<b>0</b>	<b>0</b>	<b>0</b>	<b>0</b>	<b>0</b>	<b>0</b>
<b>Services &amp; Supplies</b>						
5106 Insurance	0	0	0	0	0	0
5120 Communications	0	0	0	0	0	0
5177 Treasure's Fees	37	0	0	0	0	0
5145 Maintenance Building	0	0	0	0	0	0
5150 Memberships	0	0	0	0	0	0
5160 Office Expense	0	0	0	0	0	0
5165 Professional & Specialized	0	0	0	466	0	0
5166 A87 Costs	0	0	0	0	0	0
5180 Rents Building	0	0	0	0	0	0
Other	0	0	0	0	0	0
<b>Total Services &amp; Supplies</b>	<b>37</b>	<b>0</b>	<b>0</b>	<b>466</b>	<b>0</b>	<b>0</b>
<b>Fixed Assets</b>						
6228 Equipment	0	0	0			
<b>Total Fixed Assets</b>	<b>0</b>	<b>0</b>	<b>0</b>	<b>0</b>	<b>0</b>	<b>0</b>
<b>BUDGET UNIT TOTAL</b>	<b>37</b>	<b>0</b>	<b>0</b>	<b>466</b>	<b>0</b>	<b>0</b>
	memo: Transfers Out			95,000	95,000	95,000

COUNTY OF SIERRA  
STATE OF CALIFORNIA  
  
FISCAL YEAR 2014-15

Budget Name  
Function  
Activity  
Fund  
Budget Unit

Rural Law Enforcement  
Public Protection  
Police Protection  
Special Revenue  
8340000

FINANCING USES CLASSIFICATION (1)	2011-12 ACTUAL (2)	2012-13 ACTUAL (3)	2013-14 ACTUAL (4)	2013-14 ADOPTED (6)	2014-15 RECOMMENDED (5)	2014-15 ADOPTED (6)
---	--------------------------	--------------------------	--------------------------	---------------------------	-------------------------------	---------------------------

Financing Source by Revenue Category

Taxes	0	0	0	0	0	0
Use of Money	796	0	0	0	0	0
Intergovernmental	403,197	557,111	565,315	500,000	500,000	500,000
Licenses Permits & Franchises	0	0	0	0	0	0
Fines, Forfeitures & Penalties	0	0	0	0	0	0
Charges For Services	0	0	0	0	0	0
Miscellaneous	0	0	0	0	0	0
<b>Total Revenues</b>	<b>403,994</b>	<b>557,111</b>	<b>565,315</b>	<b>500,000</b>	<b>500,000</b>	<b>500,000</b>
<b>Services &amp; Supplies</b>						
5106 Insurance	0	0	0	0	0	0
5120 Communications	0	0	0	0	0	0
5177 Treasure's Fees	168	0	0	0	0	0
5145 Maintenance Building	0	0	0	0	0	0
5150 Memberships	0	0	0	0	0	0
5160 Office Expense	0	0	0	0	0	0
5165 Professional & Specialized	0	0	0	419	0	0
5166 A87 Costs	0	0	0	0	0	0
5180 Rents Building	0	0	0	0	0	0
Other	20,333	31,878	0	24,363	17,404	17,404
<b>Total Services &amp; Supplies</b>	<b>20,501</b>	<b>31,878</b>	<b>0</b>	<b>24,782</b>	<b>17,404</b>	<b>17,404</b>
<b>Fixed Assets</b>						
6228 Equipment	0	0	0	0	0	0
<b>Total Fixed Assets</b>	<b>0</b>	<b>0</b>	<b>0</b>	<b>0</b>	<b>0</b>	<b>0</b>
<b>BUDGET UNIT TOTAL</b>	<b>20,501</b>	<b>31,878</b>	<b>0</b>	<b>24,782</b>	<b>17,404</b>	<b>17,404</b>
	<b>memo: Transfers Out</b>			500,000	500,000	500,000

COUNTY OF SIERRA  
STATE OF CALIFORNIA  
  
FISCAL YEAR 2014-15

Budget Name  
Function  
Activity  
Fund  
Budget Unit  
  
Domestic Violence  
Public Protection  
Detention & Corrections  
849  
8491001

FINANCING USES CLASSIFICATION (1)	2011-12 ACTUAL (2)	2012-13 ACTUAL (3)	2013-14 ACTUAL (4)	2013-14 ADOPTED (6)	2014-15 RECOMMENDED (5)	2014-15 ADOPTED (6)
---	--------------------------	--------------------------	--------------------------	---------------------------	-------------------------------	---------------------------

Financing Source by Revenue Category

Taxes	0	0	0	0	0	0
Use of Money	0	0	0	0	0	0
Intergovernmental	356	299	253	0	0	0
Licenses Permits & Franchises	0	0	0	0	0	0
Fines, Forfeitures & Penalties	0	0	0	0	0	0
Charges For Services	0	0	0	0	0	0
Miscellaneous	0	0	0	0	0	0
<b>Total Revenues</b>	<b>356</b>	<b>299</b>	<b>253</b>	<b>0</b>	<b>0</b>	<b>0</b>
<b>Services &amp; Supplies</b>						
5106 Insurance	0	0	0	0	0	0
5120 Communications	0	0	0	0	0	0
5177 Treasure's Fees	0	0	0	0	0	0
5145 Maintenance Building	0	0	0	0	0	0
5150 Memberships	0	0	0	0	0	0
5160 Office Expense	0	0	0	0	0	0
5165 Professional & Specialized	0	0	0	0	0	0
5166 A87 Costs	0	0	0	0	0	0
5180 Rents Building	0	0	0	0	0	0
Other	0	0	0	15,764	15,764	15,764
<b>Total Services &amp; Supplies</b>	<b>0</b>	<b>0</b>	<b>0</b>	<b>15,764</b>	<b>15,764</b>	<b>15,764</b>
<b>Fixed Assets</b>						
6228 Equipment	0	0	0	0	0	0
<b>Total Fixed Assets</b>	<b>0</b>	<b>0</b>	<b>0</b>	<b>0</b>	<b>0</b>	<b>0</b>
<b>BUDGET UNIT TOTAL</b>	<b>0</b>	<b>0</b>	<b>0</b>	<b>15,764</b>	<b>15,764</b>	<b>15,764</b>
				memo: Transfers Out	0	0

COUNTY OF SIERRA  
STATE OF CALIFORNIA  
  
FISCAL YEAR 2014-15

Budget Name  
Function  
Activity  
Fund  
Budget Unit

Juvenile Probation Camps  
Public Protection  
Detention & Corrections  
849  
8491002

FINANCING USES CLASSIFICATION (1)	2011-12 ACTUAL (2)	2012-13 ACTUAL (3)	2013-14 ACTUAL (4)	2013-14 ADOPTED (6)	2014-15 RECOMMENDED (5)	2014-15 ADOPTED (6)
---	--------------------------	--------------------------	--------------------------	---------------------------	-------------------------------	---------------------------

Financing Source by Revenue Category

Taxes	0	0	0	0	0	0
Use of Money	0	0	0	0	0	0
Intergovernmental	7,252	10,665	9,350	0	0	0
Licenses Permits & Franchises	0	0	0	0	0	0
Fines, Forfeitures & Penalties	0	0	0	0	0	0
Charges For Services	0	0	0	0	0	0
Miscellaneous	0	0	0	0	0	0
<b>Total Revenues</b>	<b>7,252</b>	<b>10,665</b>	<b>9,350</b>	<b>0</b>	<b>0</b>	<b>0</b>
<b>Services &amp; Supplies</b>						
5106 Insurance	0	0	0	0	0	0
5120 Communications	0	0	0	0	0	0
5177 Treasure's Fees	0	0	0	0	0	0
5145 Maintenance Building	0	0	0	0	0	0
5150 Memberships	0	0	0	0	0	0
5160 Office Expense	0	0	0	0	0	0
5165 Professional & Specialized	0	0	0	0	0	0
5166 A87 Costs	0	0	0	0	0	0
5180 Rents Building	0	0	0	0	0	0
Other	0	0	0	29,855	29,855	29,855
<b>Total Services &amp; Supplies</b>	<b>0</b>	<b>0</b>	<b>0</b>	<b>29,855</b>	<b>29,855</b>	<b>29,855</b>
<b>Fixed Assets</b>						
6228 Equipment	0	0	0	0	0	0
<b>Total Fixed Assets</b>	<b>0</b>	<b>0</b>	<b>0</b>	<b>0</b>	<b>0</b>	<b>0</b>
<b>BUDGET UNIT TOTAL</b>	<b>0</b>	<b>0</b>	<b>0</b>	<b>29,855</b>	<b>29,855</b>	<b>29,855</b>
				memo: Transfers Out	0	0

STATE CONTROLLER  
COUNTY BUDGET ACT

BUDGET UNIT [ SCHEDULE 9

SCHEDULE 9

COUNTY OF SIERRA  
STATE OF CALIFORNIA  
  
FISCAL YEAR 2014-15

Budget Name  
Function  
Activity  
Fund  
Budget Unit  
  
Old Title III  
Public Protection  
Other  
Special Revenue  
8509810

FINANCING USES CLASSIFICATION (1)	2011-12 ACTUAL (2)	2012-13 ACTUAL (3)	2013-14 ACTUAL (4)	2013-14 ADOPTED (6)	2014-15 RECOMMENDED (5)	2014-15 ADOPTED (6)
---	--------------------------	--------------------------	--------------------------	---------------------------	-------------------------------	---------------------------

Financing Source by Revenue Category

Taxes	0	0	0	0	0	0
Use of Money	127	0	0	0	0	0
Intergovernmental	0	0	0	0	0	0
Licenses Permits & Franchises	0	0	0	0	0	0
Fines, Forfeitures & Penalties	0	0	0	0	0	0
Charges For Services	0	0	0	0	0	0
Miscellaneous	0	0	0	0	0	0
<b>Total Revenues</b>	<b>127</b>	<b>0</b>	<b>0</b>	<b>0</b>	<b>0</b>	<b>0</b>
<b>Services &amp; Supplies</b>						
5106 Insurance	0	0	0	0	0	0
5120 Communications	0	0	0	0	0	0
5177 Treasure's Fees	0	0	0	0	0	0
5145 Maintenance Building	0	0	0	0	0	0
5150 Memberships	0	0	0	0	0	0
5160 Office Expense	0	0	0	0	0	0
5165 Professional & Specialized	0	0	0	0	0	0
5166 A87 Costs	0	0	0	0	0	0
5180 Rents Building	0	0	0	0	0	0
Other	13,489	4,950	8,733	21,111	21,111	21,111
<b>Total Services &amp; Supplies</b>	<b>13,489</b>	<b>4,950</b>	<b>8,733</b>	<b>21,111</b>	<b>21,111</b>	<b>21,111</b>
<b>Fixed Assets</b>						
6228 Equipment	0	0	0	0	0	0
<b>Total Fixed Assets</b>	<b>0</b>	<b>0</b>	<b>0</b>	<b>0</b>	<b>0</b>	<b>0</b>
<b>BUDGET UNIT TOTAL</b>	<b>13,489</b>	<b>4,950</b>	<b>8,733</b>	<b>21,111</b>	<b>21,111</b>	<b>21,111</b>

COUNTY OF SIERRA  
STATE OF CALIFORNIA  
  
FISCAL YEAR 2014-15

Budget Name  
Function  
Activity  
Fund  
Budget Unit

New Title III  
Public Protection  
Other  
Special Revenue  
8509811

FINANCING USES CLASSIFICATION (1)	2011-12 ACTUAL (2)	2012-13 ACTUAL (3)	2013-14 ACTUAL (4)	2013-14 ADOPTED (6)	2014-15 RECOMMENDED (5)	2014-15 ADOPTED (6)
---	--------------------------	--------------------------	--------------------------	---------------------------	-------------------------------	---------------------------

Financing Source by Revenue Category

Taxes	0	0	0	0	0	0
Use of Money	718	0	0	0	0	0
Intergovernmental	38,730	34,685	31,248	0	0	0
Licenses Permits & Franchises	0	0	0	0	0	0
Fines, Forfeitures & Penalties	0	0	0	0	0	0
Charges For Services	0	0	0	0	0	0
Miscellaneous	0	0	0	0	0	0
<b>Total Revenues</b>	<b>39,448</b>	<b>34,685</b>	<b>31,248</b>	<b>0</b>	<b>0</b>	<b>0</b>
<b>Services &amp; Supplies</b>						
5106 Insurance	0	0	0	0	0	0
5120 Communications	0	0	0	0	0	0
5177 Treasure's Fees	0	0	0	0	0	0
5145 Maintenance Building	0	0	0	0	0	0
5150 Memberships	0	0	0	0	0	0
5160 Office Expense	0	0	0	0	0	0
5165 Professional & Specialized	61,524	28,669	37,149	60,000	60,000	116,000 *
5166 A87 Costs	0	0	0	0	0	0
5180 Rents Building	0	0	0	0	0	0
Other	0	0	2,000		0	
<b>Total Services &amp; Supplies</b>	<b>61,524</b>	<b>28,669</b>	<b>39,149</b>	<b>60,000</b>	<b>60,000</b>	<b>116,000</b>
<b>7600 Transfers Out</b>	<b>0</b>	<b>0</b>	<b>0</b>	<b>0</b>	<b>0</b>	<b>0</b>
<b>Fixed Assets</b>						
6228 Equipment	0	0	0			
<b>Total Fixed Assets</b>	<b>0</b>	<b>0</b>	<b>0</b>	<b>0</b>	<b>0</b>	<b>0</b>
* Map Printer, Fire Safe Counsel, Fire Safe Plan						
<b>BUDGET UNIT TOTAL</b>	<b>61,524</b>	<b>28,669</b>	<b>39,149</b>	<b>60,000</b>	<b>60,000</b>	<b>116,000</b>

COUNTY OF SIERRA  
STATE OF CALIFORNIA  
  
FISCAL YEAR 2014-15

Budget Name  
Function  
Activity  
Fund  
Budget Unit  
  
Office of Emergency Services  
Public Protection  
Other  
Special Revenue  
8510000

FINANCING USES CLASSIFICATION (1)	2011-12 ACTUAL (2)	2012-13 ACTUAL (3)	2013-14 ACTUAL (4)	2013-14 ADOPTED (6)	2014-15 RECOMMENDED (5)	2014-15 ADOPTED (6)
---	--------------------------	--------------------------	--------------------------	---------------------------	-------------------------------	---------------------------

Financing Source by Revenue Category

Taxes	0	0	0	0	0	0
Use of Money	2,279	967	1,116	0	0	0
Intergovernmental	270,775	186,817	0	236,563	236,563	313,063
Licenses Permits & Franchises	0	0	0	0	0	0
Fines, Forfeitures & Penalties	0	0	0	0	0	0
Charges For Services	0	0	0	0	0	0
Miscellaneous	0	1	0	0	0	0
<b>Total Revenues</b>	<b>273,054</b>	<b>187,785</b>	<b>1,116</b>	<b>236,563</b>	<b>236,563</b>	<b>313,063</b>
<b>Services &amp; Supplies</b>						
5106 Insurance	0	0	0	0	0	0
5120 Communications	0	0	0	0	0	0
5177 Treasure's Fees	3	0	0	16	16	16
5145 Maintenance Building	0	0	0	0	0	0
5150 Memberships	0	0	0	0	0	0
5160 Office Expense	0	0	0	0	0	0
5165 Professional & Specialized	58,415	2,925	0	0	0	0
5166 A87 Costs	0	0	0	0	0	0
5180 Rents Building	0	0	0	0	0	0
Other	190	8	0	30	30	30
<b>Total Services &amp; Supplies</b>	<b>58,608</b>	<b>2,933</b>	<b>0</b>	<b>46</b>	<b>46</b>	<b>46</b>
<b>7600 Transfers Out</b>	<b>0</b>	<b>0</b>	<b>0</b>	<b>0</b>	<b>0</b>	<b>0</b>
<b>Fixed Assets</b>						
6228 Equipment	0	0	0	23,000	23,000	23,000
<b>Total Fixed Assets</b>	<b>0</b>	<b>0</b>	<b>0</b>	<b>23,000</b>	<b>23,000</b>	<b>23,000</b>
<b>BUDGET UNIT TOTAL</b>	<b>58,608</b>	<b>2,933</b>	<b>0</b>	<b>23,046</b>	<b>23,046</b>	<b>23,046</b>

COUNTY OF SIERRA  
STATE OF CALIFORNIA  
  
FISCAL YEAR 2014-15

Budget Name  
Function  
Activity  
Fund  
Budget Unit

OES Grant 12  
Public Protection  
Other  
Special Revenue  
8511008

FINANCING USES CLASSIFICATION (1)	2011-12 ACTUAL (2)	2012-13 ACTUAL (3)	2013-14 ACTUAL (4)	2013-14 ADOPTED (6)	2014-15 RECOMMENDED (5)	2014-15 ADOPTED (6)
---	--------------------------	--------------------------	--------------------------	---------------------------	-------------------------------	---------------------------

Financing Source by Revenue Category

Taxes	0	0	0	0	0	0
Use of Money	0	0	0	0	0	0
Intergovernmental	0	13,225	0	0	0	0
Licenses Permits & Franchises	0	0	0	0	0	0
Fines, Forfeitures & Penalties	0	0	0	0	0	0
Charges For Services	0	0	0	0	0	0
Miscellaneous	0	(13,225)	13,225	0	0	0
<b>Total Revenues</b>	<b>0</b>	<b>0</b>	<b>13,225</b>	<b>0</b>	<b>0</b>	<b>0</b>
<b>Services &amp; Supplies</b>						
5106 Insurance	0	0	0		0	
5120 Communications	0	0	0		0	
5177 Treasure's Fees	0	0	0		0	
5145 Maintenance Building	0	0	0		0	
5150 Memberships	0	0	0		0	
5160 Office Expense	0	0	0		0	
5165 Professional & Specialized	0	0	0		0	
5166 A87 Costs	0	0	0		0	
5180 Rents Building	0	0	0		0	
Emergency Planning Training	0	13,225	1,349	15,021 10,720	15,021 10,720	15,021 10,720
<b>Total Services &amp; Supplies</b>	<b>0</b>	<b>13,225</b>	<b>1,349</b>	<b>25,741</b>	<b>25,741</b>	<b>25,741</b>
<b>7600 Transfers Out</b>	<b>0</b>	<b>0</b>	<b>0</b>		<b>0</b>	
<b>Fixed Assets</b>						
6228 Equipment	0	0	0	81,190	81,190	81,190
<b>Total Fixed Assets</b>	<b>0</b>	<b>0</b>	<b>0</b>	<b>81,190</b>	<b>81,190</b>	<b>81,190</b>
<b>BUDGET UNIT TOTAL</b>	<b>0</b>	<b>13,225</b>	<b>1,349</b>	<b>106,931</b>	<b>106,931</b>	<b>106,931</b>



STATE CONTROLLER  
COUNTY BUDGET ACT

BUDGET UNIT [ SCHEDULE 9

SCHEDULE 9

COUNTY OF SIERRA  
STATE OF CALIFORNIA  
  
FISCAL YEAR 2014-15

Budget Name  
Function  
Activity  
Fund  
Budget Unit  
  
OES Grant 13  
Public Protection  
Other  
Special Revenue  
8511002

FINANCING USES CLASSIFICATION (1)	2011-12 ACTUAL (2)	2012-13 ACTUAL (3)	2013-14 ACTUAL (4)	2013-14 ADOPTED (6)	2014-15 RECOMMENDED (5)	2014-15 ADOPTED (6)
---	--------------------------	--------------------------	--------------------------	---------------------------	-------------------------------	---------------------------

Financing Source by Revenue Category

Taxes	0	0	0	0	0	0
Use of Money	0	0	0	0	0	0
Intergovernmental	0	0	0	35,524	0	0
Licenses Permits & Franchises	0	0	0	0	0	0
Fines, Forfeitures & Penalties	0	0	0	0	0	0
Charges For Services	0	0	0	0	0	0
Miscellaneous	0	0	0	0	0	0
<b>Total Revenues</b>	<b>0</b>	<b>0</b>	<b>0</b>	<b>35,524</b>	<b>0</b>	<b>0</b>
<b>Services &amp; Supplies</b>						
5106 Insurance	0	0	0	0	0	0
5120 Communications	0	0	0	0	0	0
5177 Treasure's Fees	0	0	0	0	0	0
5145 Maintenance Building	0	0	0	0	0	0
5150 Memberships	0	0	0	0	0	0
5160 Office Expense	0	0	0	0	0	0
5165 Professional & Specialized	0	0	0	56,586	56,586	56,586
5166 A87 Costs	0	0	0	0	0	0
5180 Rents Building	0	0	0	0	0	0
Other	0	0	7,500	0	0	0
<b>Total Services &amp; Supplies</b>	<b>0</b>	<b>0</b>	<b>7,500</b>	<b>56,586</b>	<b>56,586</b>	<b>56,586</b>
<b>7600 Transfers Out</b>	<b>0</b>	<b>0</b>	<b>0</b>	<b>0</b>	<b>0</b>	<b>0</b>
<b>Fixed Assets</b>						
6228 Equipment	0	0	0	50,000	50,000	50,000 *
<b>Total Fixed Assets</b>	<b>0</b>	<b>0</b>	<b>0</b>	<b>50,000</b>	<b>50,000</b>	<b>50,000</b>
<b>BUDGET UNIT TOTAL</b>	<b>0</b>	<b>0</b>	<b>7,500</b>	<b>106,586</b>	<b>106,586</b>	<b>106,586</b>

STATE CONTROLLER  
COUNTY BUDGET ACT

BUDGET UNIT [ SCHEDULE 9

SCHEDULE 9

COUNTY OF SIERRA  
STATE OF CALIFORNIA  
  
FISCAL YEAR 2014-15

Budget Name  
Function  
Activity  
Fund  
Budget Unit

OES Grant 14  
Public Protection  
Other  
Special Revenue  
8513009

FINANCING USES CLASSIFICATION (1)	2011-12 ACTUAL (2)	2012-13 ACTUAL (3)	2013-14 ACTUAL (4)	2013-14 ADOPTED (6)	2014-15 RECOMMENDED (5)	2014-15 ADOPTED (6)
---	--------------------------	--------------------------	--------------------------	---------------------------	-------------------------------	---------------------------

Financing Source by Revenue Category

Taxes	0	0	0	0	0	0
Use of Money	0	0	0	0	0	0
Intergovernmental	0	0	0	0	0	0
Licenses Permits & Franchises	0	0	0	0	0	0
Fines, Forfeitures & Penalties	0	0	0	0	0	0
Charges For Services	0	0	0	0	0	0
Miscellaneous	0	0	0	0	0	0
<b>Total Revenues</b>	<b>0</b>	<b>0</b>	<b>0</b>	<b>0</b>	<b>0</b>	<b>0</b>
<b>Services &amp; Supplies</b>						
5106 Insurance	0	0	0	0	0	0
5120 Communications	0	0	0	0	0	0
5177 Treasure's Fees	0	0	0	0	0	0
5145 Maintenance Building	0	0	0	0	0	0
5150 Memberships	0	0	0	0	0	0
5160 Office Expense	0	0	0	0	0	0
5165 Professional & Specialized	0	0	0	0	0	0
5166 A87 Costs	0	0	0	0	0	0
5180 Rents Building	0	0	0	0	0	0
Other	0	0	0	0	0	76,500
<b>Total Services &amp; Supplies</b>	<b>0</b>	<b>0</b>	<b>0</b>	<b>0</b>	<b>0</b>	<b>76,500</b>
<b>7600 Transfers Out</b>	<b>0</b>	<b>0</b>	<b>0</b>		<b>0</b>	
<b>Fixed Assets</b>						
6228 Equipment	0	0	0	0		0 *
<b>Total Fixed Assets</b>	<b>0</b>	<b>0</b>	<b>0</b>	<b>0</b>	<b>0</b>	<b>0</b>
<b>BUDGET UNIT TOTAL</b>	<b>0</b>	<b>0</b>	<b>0</b>	<b>0</b>	<b>0</b>	<b>76,500</b>

STATE CONTROLLER  
COUNTY BUDGET ACT

BUDGET UNIT [ SCHEDULE 9

SCHEDULE 9

COUNTY OF SIERRA  
STATE OF CALIFORNIA  
  
FISCAL YEAR 2014-15

Budget Name  
Function  
Activity  
Fund  
Budget Unit

**Surch & Rescue**  
Public Protection  
Other  
**Special Revenue**  
8520000

FINANCING USES CLASSIFICATION (1)	2011-12 ACTUAL (2)	2012-13 ACTUAL (3)	2013-14 ACTUAL (4)	2013-14 ADOPTED (6)	2014-15 RECOMMENDED (5)	2014-15 ADOPTED (6)
---	--------------------------	--------------------------	--------------------------	---------------------------	-------------------------------	---------------------------

Financing Source by Revenue Category

Taxes	0	0	0	0	0	0
Use of Money	7	0	0	0	0	0
Intergovernmental	0	0	0	0	0	0
Licenses Permits & Franchises	0	0	0	0	0	0
Fines, Forfeitures & Penalties	0	0	0	0	0	0
Charges For Services	0	0	0	0	0	0
Miscellaneous	0	0	0	0	0	0
<b>Total Revenues</b>	<b>7</b>	<b>0</b>	<b>0</b>	<b>0</b>	<b>0</b>	<b>0</b>
<b>Services &amp; Supplies</b>						
5106 Insurance	0	0	0	0	0	0
5120 Communications	0	0	0	0	0	0
5177 Treasure's Fees	1	0	0	0	0	0
5145 Maintenance Building	0	0	0	0	0	0
5150 Memberships	0	0	0	0	0	0
5160 Office Expense	0	0	0	0	0	0
5165 Professional & Specialized	0	0	0	0	0	0
5166 A87 Costs	0	0	0	0	0	0
5180 Rents Building	0	0	0	0	0	0
Other	133	0	0	44	44	45
<b>Total Services &amp; Supplies</b>	<b>134</b>	<b>0</b>	<b>0</b>	<b>44</b>	<b>45</b>	<b>45</b>
<b>7600 Transfers Out</b>	<b>0</b>	<b>0</b>	<b>0</b>	<b>0</b>	<b>0</b>	<b>0</b>
<b>Fixed Assets</b>						
6228 Equipment	0	0	0			
<b>Total Fixed Assets</b>	<b>0</b>	<b>0</b>	<b>0</b>	<b>0</b>	<b>0</b>	<b>0</b>
<b>BUDGET UNIT TOTAL</b>	<b>134</b>	<b>0</b>	<b>0</b>	<b>44</b>	<b>45</b>	<b>45</b>

COUNTY OF SIERRA  
STATE OF CALIFORNIA  
  
FISCAL YEAR 2014-15

Budget Name  
Function  
Activity  
Fund  
Budget Unit  
  
Transportation Planning  
Public Ways & Facilities  
Transportation  
Special Revenue  
8530000

FINANCING USES CLASSIFICATION (1)	2011-12 ACTUAL (2)	2012-13 ACTUAL (3)	2013-14 ACTUAL (4)	2013-14 ADOPTED (6)	2014-15 RECOMMENDED (5)	2014-15 ADOPTED (6)
---	--------------------------	--------------------------	--------------------------	---------------------------	-------------------------------	---------------------------

Financing Source by Revenue Category

Taxes	0	0	0	0	0	0
Use of Money	6	0	0	0	0	0
Intergovernmental	243,745	124,145	174,875	56,000	112,000	112,000
Licenses Permits & Franchises	0	0	0	0	0	0
Fines, Forfeitures & Penalties	0	0	0	0	0	0
Charges For Services	0	0	0	0	0	0
Miscellaneous	500	(0)	0	0	0	0
<b>Total Revenues</b>	<b>244,251</b>	<b>124,145</b>	<b>174,875</b>	<b>56,000</b>	<b>112,000</b>	<b>112,000</b>
<b>Services &amp; Supplies</b>						
5106 Insurance	163	165	190	190	192	192
5120 Communications	0	0	0	0	0	0
5177 Treasure's Fees	0	0	0	0	0	0
9201 Work Element 1	17,750	11,509	6,484	13,810	13,810	13,810
9202 Work Element 2	96,899	59,286	49,017	41,204	41,204	41,204
9203 Work Element 3	4,275	15,048	9,990	15,000	15,000	15,000
9204 Work Element 4	27,636	2,244	17,500	14,000	14,000	14,000
5166 A87 Costs	7,053	0	15,329			
9205 Work Element 5	2,857	2,012	1,311	1,500	1,500	1,500
9206 Work Element 6	41,013	11,950	4,963	10,000	10,000	10,000
9207 Work Element 7	75,697	31,982	26,500	30,000	30,000	30,000
9208 Work Element 8	0	0	0	0	0	0
9209 Work Element 9	72,369	50,535	62,054	111,000	15,000	15,000
Other	(623)	0	0			
<b>Total Services &amp; Supplies</b>	<b>345,088</b>	<b>184,731</b>	<b>193,338</b>	<b>236,704</b>	<b>140,706</b>	<b>140,706</b>
<b>Fixed Assets</b>						
6228 Equipment	0	0	0			
<b>Total Fixed Assets</b>	<b>0</b>	<b>0</b>	<b>0</b>	<b>0</b>	<b>0</b>	<b>0</b>
<b>BUDGET UNIT TOTAL</b>	<b>345,088</b>	<b>184,731</b>	<b>193,338</b>	<b>236,704</b>	<b>140,706</b>	<b>140,706</b>
	memo: Transfers Out			15,000	0	0

COUNTY OF SIERRA  
STATE OF CALIFORNIA  
  
FISCAL YEAR 2014-15

Budget Name  
Function  
Activity  
Fund  
Budget Unit  
  
State Transit  
Public Ways & Facilities  
Transportation  
Special Revenue  
8540000

FINANCING USES CLASSIFICATION (1)	2011-12 ACTUAL (2)	2012-13 ACTUAL (3)	2013-14 ACTUAL (4)	2013-14 ADOPTED (6)	2014-15 RECOMMENDED (5)	2014-15 ADOPTED (6)
---	--------------------------	--------------------------	--------------------------	---------------------------	-------------------------------	---------------------------

Financing Source by Revenue Category

Taxes	0	0	0	0	0	0
Use of Money	106	55	65	5	5	5
Intergovernmental	0	0	0	16,359	16,359	16,359
Licenses Permits & Franchises	0	0	0	0	0	0
Fines, Forfeitures & Penalties	0	0	0	0	0	0
Charges For Services	0	0	0	0	0	0
Miscellaneous	17,200	17,577	12,649	0	0	0
<b>Total Revenues</b>	<b>17,306</b>	<b>17,632</b>	<b>12,714</b>	<b>16,364</b>	<b>16,364</b>	<b>16,364</b>
<b>Services &amp; Supplies</b>						
5106 Insurance	0	0	0	0	0	0
5120 Communications	0	0	0	0	0	0
5177 Treasure's Fees	10	0	0	0	0	0
5145 Maintenance Building	0	0	0	0	0	0
5150 Memberships	0	0	0	0	0	0
5160 Office Expense	0	0	0	0	0	0
5165 Professional & Specialized	0	0	0	0	0	0
5166 A87 Costs	0	0	0	0	0	0
5180 Rents Building	0	0	0	0	0	0
Other	0	0	0	0	0	0
<b>Total Services &amp; Supplies</b>	<b>10</b>	<b>0</b>	<b>0</b>	<b>0</b>	<b>0</b>	<b>0</b>
<b>Fixed Assets</b>						
6228 Equipment	0	0	0	0	0	0
<b>Total Fixed Assets</b>	<b>0</b>	<b>0</b>	<b>0</b>	<b>0</b>	<b>0</b>	<b>0</b>
<b>BUDGET UNIT TOTAL</b>	<b>10</b>	<b>0</b>	<b>0</b>	<b>0</b>	<b>0</b>	<b>0</b>
	memo: Transfers Out			4,316	4,316	4,316

COUNTY OF SIERRA  
STATE OF CALIFORNIA  
  
FISCAL YEAR 2014-15

Budget Name  
Function  
Activity  
Fund  
Budget Unit

Local Transportation  
Public Ways & Facilities  
Transportation  
Special Revenue  
8550000

FINANCING USES CLASSIFICATION (1)	2011-12 ACTUAL (2)	2012-13 ACTUAL (3)	2013-14 ACTUAL (4)	2013-14 ADOPTED (6)	2014-15 RECOMMENDED (5)	2014-15 ADOPTED (6)
---	--------------------------	--------------------------	--------------------------	---------------------------	-------------------------------	---------------------------

Financing Source by Revenue Category

Taxes	0	0	0	0	0	0
Use of Money	610	218	285	50	50	50
Intergovernmental	38,042	72,223	36,221	38,050	38,050	38,050
Licenses Permits & Franchises	0	0	0	0	0	0
Fines, Forfeitures & Penalties	0	0	0	0	0	0
Charges For Services	0	0	0	0	0	0
Miscellaneous	0	0	0	0	0	0
<b>Total Revenues</b>	<b>38,652</b>	<b>72,441</b>	<b>36,506</b>	<b>38,100</b>	<b>38,100</b>	<b>38,100</b>
<b>Services &amp; Supplies</b>						
5106 Insurance	0	0	0	0	0	0
5120 Communications	0	0	0	0	0	0
5177 Treasure's Fees	118	0	0			
5145 Maintenance Building	0	0	0		0	
5150 Memberships	0	0	0		0	
5160 Office Expense	0	0	0			
5165 Professional & Specialized	0	0	0		0	
5166 A87 Costs	0	0	0			
5180 Rents Building	0	0	0	0	0	0
Other	0	0	0	3,000	3,000	3,000
<b>Total Services &amp; Supplies</b>	<b>118</b>	<b>0</b>	<b>0</b>	<b>3,000</b>	<b>3,000</b>	<b>3,000</b>
<b>Fixed Assets</b>						
6228 Equipment	0	0	0			
<b>Total Fixed Assets</b>	<b>0</b>	<b>0</b>	<b>0</b>	<b>0</b>	<b>0</b>	<b>0</b>
<b>BUDGET UNIT TOTAL</b>	<b>118</b>	<b>0</b>	<b>0</b>	<b>3,000</b>	<b>3,000</b>	<b>3,000</b>
	memo: Transfers Out			90,000	70,000	70,000

COUNTY OF SIERRA  
STATE OF CALIFORNIA

FISCAL YEAR 2014-15

Budget Name  
Function  
Activity  
Fund  
Budget Unit

Standards and Training for Corrections  
Public Protection  
Policing  
**Special Revenue**  
8628750

FINANCING USES CLASSIFICATION (1)	2011-12 ACTUAL (2)	2012-13 ACTUAL (3)	2013-14 ACTUAL (4)	2013-14 ADOPTED (6)	2014-15 RECOMMENDED (5)	2014-15 ADOPTED (6)
<b>Financing Source by Revenue Category</b>						
Taxes	0	0	0	0	0	0
Use of Money	0	0	0	0	0	0
Intergovernmental	3,375	1,821	39,165	5,000	5,000	5,000
Licenses Permits & Franchises	0	0	0	0	0	0
Fines, Forfeitures & Penalties	0	0	0	0	0	0
Charges For Services	0	0	0	0	0	0
Miscellaneous	0	0	0	0	0	0
<b>Total Revenues</b>	<b>3,375</b>	<b>1,821</b>	<b>39,165</b>	<b>5,000</b>	<b>5,000</b>	<b>5,000</b>
<b>Services &amp; Supplies</b>						
5106 Insurance	0	0	0	0	0	0
5120 Communications	0	0	0	0	0	0
5177 Treasure's Fees	0	0	0	0	0	0
5145 Maintenance Building	0	0	0	0	0	0
5150 Memberships	0	0	0	0	0	0
5160 Office Expense	0	0	0	0	0	0
5165 Professional & Specialized	0	0	0	0	0	0
5166 A87 Costs	0	0	0	0	0	0
5180 Rents Building	0	0	0	0	0	0
Other	0	2,794	38,022	5,000	5,000	5,000
<b>Total Services &amp; Supplies</b>	<b>0</b>	<b>2,794</b>	<b>38,022</b>	<b>5,000</b>	<b>5,000</b>	<b>5,000</b>
<b>Fixed Assets</b>						
6228 Equipment	0	0	0	0	0	0
<b>Total Fixed Assets</b>	<b>0</b>	<b>0</b>	<b>0</b>	<b>0</b>	<b>0</b>	<b>0</b>
<b>BUDGET UNIT TOTAL</b>	<b>0</b>	<b>2,794</b>	<b>38,022</b>	<b>5,000</b>	<b>5,000</b>	<b>5,000</b>

COUNTY OF SIERRA  
STATE OF CALIFORNIA

FISCAL YEAR 2014-15

Budget Name  
Function  
Activity  
Fund  
Budget Unit

Standards and Training for Probation  
Public Protection  
Policing  
Special Revenue  
8628760

FINANCING USES CLASSIFICATION (1)	2011-12 ACTUAL (2)	2012-13 ACTUAL (3)	2013-14 ACTUAL (4)	2013-14 ADOPTED (6)	2014-15 RECOMMENDED (5)	2014-15 ADOPTED (6)
<b>Financing Source by Revenue Category</b>						
Taxes	0	0	0	0	0	0
Use of Money	0	0	0	0	0	0
Intergovernmental	6,020	3,933	5,811	5,000	5,000	5,000
Licenses Permits & Franchises	0	0	0	0	0	0
Fines, Forfeitures & Penalties	0	0	0	0	0	0
Charges For Services	0	0	0	0	0	0
Miscellaneous	0	0	0	0	0	0
<b>Total Revenues</b>	<b>6,020</b>	<b>3,933</b>	<b>5,811</b>	<b>5,000</b>	<b>5,000</b>	<b>5,000</b>
<b>Services &amp; Supplies</b>						
5106 Insurance	0	0	0	0	0	0
5120 Communications	0	0	0	0	0	0
5177 Treasure's Fees	0	0	0	0	0	0
5145 Maintenance Building	0	0	0	0	0	0
5150 Memberships	0	0	0	0	0	0
5160 Office Expense	0	0	0	0	0	0
5165 Professional & Specialized	0	0	0	0	0	0
5166 A87 Costs	0	0	0	0	0	0
5180 Rents Building	0	0	0	0	0	0
Other	656	20,679	6,098	5,000	5,000	5,000
<b>Total Services &amp; Supplies</b>	<b>656</b>	<b>20,679</b>	<b>6,098</b>	<b>5,000</b>	<b>5,000</b>	<b>5,000</b>
<b>Fixed Assets</b>						
6228 Equipment	0	0	0	0	0	0
<b>Total Fixed Assets</b>	<b>0</b>	<b>0</b>	<b>0</b>	<b>0</b>	<b>0</b>	<b>0</b>
<b>BUDGET UNIT TOTAL</b>	<b>656</b>	<b>20,679</b>	<b>6,098</b>	<b>5,000</b>	<b>5,000</b>	<b>5,000</b>



COUNTY OF SIERRA  
STATE OF CALIFORNIA  
  
FISCAL YEAR 2014-15

Budget Name  
Function  
Activity  
Fund  
Budget Unit

Criminal Justice Facilities  
Public Protection  
Other  
Special Revenue  
8630000

FINANCING USES CLASSIFICATION (1)	2011-12 ACTUAL (2)	2012-13 ACTUAL (3)	2013-14 ACTUAL (4)	2013-14 ADOPTED (6)	2014-15 RECOMMENDED (5)	2014-15 ADOPTED (6)
---	--------------------------	--------------------------	--------------------------	---------------------------	-------------------------------	---------------------------

**Financing Source by Revenue Category**

Taxes	0	0	0	0	0	0
Use of Money	0	0	0	0	0	0
Intergovernmental	0	0	0	0	0	0
Licenses Permits & Franchises	0	0	0	0	0	0
Fines, Forfeitures & Penalties	0	0	0	20,000	20,000	20,000
Charges For Services	0	0	0	0	0	0
Miscellaneous	0	0	0	0	0	0
<b>Total Revenues</b>	<b>0</b>	<b>0</b>	<b>0</b>	<b>20,000</b>	<b>20,000</b>	<b>20,000</b>
<b>Services &amp; Supplies</b>						
5106 Insurance	0	0	0	0	0	0
5120 Communications	0	0	0	0	0	0
5177 Treasure's Fees	39	0	0	0	0	0
5145 Maintenance Building	0	0	0	0	0	0
5150 Memberships	0	0	0	0	0	0
5160 Office Expense	1,300	0	0	433	433	433
5165 Professional & Specialized	6,045	10,713	0	15,000	15,000	15,000
5166 A87 Costs	0	0	0	0	0	0
5180 Rents Building	0	0	0	0	0	0
Other	17,246	9,916	12,405	45,000	45,000	45,000
<b>Total Services &amp; Supplies</b>	<b>24,629</b>	<b>20,629</b>	<b>12,405</b>	<b>60,433</b>	<b>60,433</b>	<b>60,433</b>
<b>Fixed Assets</b>						
6228 Equipment	0	0	0	0	0	0
<b>Total Fixed Assets</b>	<b>0</b>	<b>0</b>	<b>0</b>	<b>0</b>	<b>0</b>	<b>0</b>
<b>BUDGET UNIT TOTAL</b>	<b>24,629</b>	<b>20,629</b>	<b>12,405</b>	<b>60,433</b>	<b>60,433</b>	<b>60,433</b>
<b>Restore Maps, Paint Court House, clean carpet, other justice facility work</b>						

COUNTY OF SIERRA  
STATE OF CALIFORNIA  
  
FISCAL YEAR 2014-15

Budget Name  
Function  
Activity  
Fund  
Budget Unit

Tax Collection Cost Trust  
General  
Finance  
Special Revenue  
8673001

FINANCING USES CLASSIFICATION (1)	2011-12 ACTUAL (2)	2012-13 ACTUAL (3)	2013-14 ACTUAL (4)	2013-14 ADOPTED (6)	2014-15 RECOMMENDED (5)	2014-15 ADOPTED (6)
<b>Financing Source by Revenue Category</b>						
Taxes	0	0	0	1,000	1,000	1,000
Use of Money						
Intergovernmental						
Licenses Permits & Franchises	0	0	0			
Fines, Forfeitures & Penalties	0	0	0			
Charges For Services	0	0	0			
Miscellaneous						
<b>Total Revenues</b>	<b>0</b>	<b>0</b>	<b>0</b>	<b>1,000</b>	<b>1,000</b>	<b>1,000</b>
<b>Services &amp; Supplies</b>						
5106 Insurance	0	0	0	0	0	0
5120 Communications	0	0	0	0	0	0
5177 Treasure's Fees	0	0	0	0	0	0
5145 Maintenance Building	0	0	0	0	0	0
5150 Memberships	0	0	0	0	0	0
5160 Office Expense	0	0	0	0	0	0
5165 Professional & Specialized	0	0	0	0	0	0
5166 A87 Costs	0	0	0	0	0	0
5180 Rents Building	0	0	0	0	0	0
Other	0	0	0	4,000	4,000	4,000
<b>Total Services &amp; Supplies</b>	<b>0</b>	<b>0</b>	<b>0</b>	<b>4,000</b>	<b>4,000</b>	<b>4,000</b>
<b>Fixed Assets</b>						
6228 Equipment	0	0	0			
<b>Total Fixed Assets</b>	<b>0</b>	<b>0</b>	<b>0</b>	<b>0</b>	<b>0</b>	<b>0</b>
<b>BUDGET UNIT TOTAL</b>	<b>0</b>	<b>0</b>	<b>0</b>	<b>4,000</b>	<b>4,000</b>	<b>4,000</b>

STATE CONTROLLER  
COUNTY BUDGET ACT

BUDGET UNIT [ SCHEDULE 9

SCHEDULE 9

COUNTY OF SIERRA  
STATE OF CALIFORNIA  
  
FISCAL YEAR 2014-15

Budget Name  
Function  
Activity  
Fund  
Budget Unit

Supplemental Roll Admin. Tax Collector  
General  
Finance  
Special Revenue  
8698850

FINANCING USES CLASSIFICATION (1)	2011-12 ACTUAL (2)	2012-13 ACTUAL (3)	2013-14 ACTUAL (4)	2013-14 ADOPTED (6)	2014-15 RECOMMENDED (5)	2014-15 ADOPTED (6)
---	--------------------------	--------------------------	--------------------------	---------------------------	-------------------------------	---------------------------

Financing Source by Revenue Category

Taxes	0	0	0	0	0	0
Use of Money	2	0	0	0	0	0
Intergovernmental	0	0	0	0	0	0
Licenses Permits & Franchises	0	0	0	0	0	0
Fines, Forfeitures & Penalties	0	0	0	0	0	0
Charges For Services	448	472	3,067	217	217	217
Miscellaneous	0	0	0	0	0	0
<b>Total Revenues</b>	<b>449</b>	<b>472</b>	<b>3,067</b>	<b>217</b>	<b>217</b>	<b>217</b>
<b>Services &amp; Supplies</b>						
5106 Insurance	0	0	0		0	
5120 Communications	0	0	0		0	
5177 Treasure's Fees	0	0	0		0	
5145 Maintenance Building	0	0	0		0	
5150 Memberships	0	0	0		0	
5160 Office Expense	0	0	0		0	
5165 Professional & Specialized	0	0	0		0	
5166 A87 Costs	0	0	0		0	
5180 Rents Building	0	0	0		0	
Other	2,022	0	0	1,200	1,200	1,200
<b>Total Services &amp; Supplies</b>	<b>2,023</b>	<b>0</b>	<b>0</b>	<b>1,200</b>	<b>1,200</b>	<b>1,200</b>
<b>Fixed Assets</b>						
6228 Equipment	0	0	0		0	
<b>Total Fixed Assets</b>	<b>0</b>	<b>0</b>	<b>0</b>	<b>0</b>	<b>0</b>	<b>0</b>
<b>BUDGET UNIT TOTAL</b>	<b>2,023</b>	<b>0</b>	<b>0</b>	<b>1,200</b>	<b>1,200</b>	<b>1,200</b>

COUNTY OF SIERRA  
STATE OF CALIFORNIA  
  
FISCAL YEAR 2014-15

Budget Name  
Function  
Activity  
Fund  
Budget Unit

Supplemental Roll Admin. Assessor  
General  
Finance  
Special Revenue  
8698860

FINANCING USES CLASSIFICATION (1)	2011-12 ACTUAL (2)	2012-13 ACTUAL (3)	2013-14 ACTUAL (4)	2013-14 ADOPTED (6)	2014-15 RECOMMENDED (5)	2014-15 ADOPTED (6)
---	--------------------------	--------------------------	--------------------------	---------------------------	-------------------------------	---------------------------

**Financing Source by Revenue Category**

Taxes	0	0	0	0	0	0
Use of Money	30	0	0	0	0	0
Intergovernmental	0	0	0	0	0	0
Licenses Permits & Franchises	0	0	0	0	0	0
Fines, Forfeitures & Penalties	0	0	0	0	0	0
Charges For Services	1,418	1,471	9,568	1,600	1,600	2,500
Miscellaneous	0	0	0	0	0	0
<b>Total Revenues</b>	<b>1,449</b>	<b>1,471</b>	<b>9,568</b>	<b>1,600</b>	<b>1,600</b>	<b>2,500</b>

**Services & Supplies**

5106 Insurance	0	0	0	0	0	0
5120 Communications	1	2	0	1	1	1
5177 Treasure's Fees	7	0	0			
5145 Maintenance Building	0	0	0	0	0	0
5150 Memberships	660	125	625	262	470	470
5160 Office Expense	662	1,632	80	715	791	791
5165 Professional & Specialized	233	0	0	78	78	78
5166 A87 Costs	0	0	0	0	0	0
5180 Rents Building	0	0	0	0	0	0
Other	3,053	5,343	3,016	5,000	5,000	5,000
* Services & Supplies, Wages transfer to GF						*
<b>Total Services &amp; Supplies</b>	<b>4,616</b>	<b>7,103</b>	<b>3,721</b>	<b>6,055</b>	<b>6,340</b>	<b>6,340</b>

**Fixed Assets**

6228 Equipment	0	0	0			
<b>Total Fixed Assets</b>	<b>0</b>	<b>0</b>	<b>0</b>	<b>0</b>	<b>0</b>	<b>0</b>

<b>BUDGET UNIT TOTAL</b>	<b>4,616</b>	<b>7,103</b>	<b>3,721</b>	<b>6,055</b>	<b>6,340</b>	<b>6,340</b>
--------------------------	--------------	--------------	--------------	--------------	--------------	--------------

STATE CONTROLLER  
COUNTY BUDGET ACT

BUDGET UNIT [ SCHEDULE 9

SCHEDULE 9

COUNTY OF SIERRA  
STATE OF CALIFORNIA  
  
FISCAL YEAR 2014-15

Budget Name  
Function  
Activity  
Fund  
Budget Unit

Supplemental Roll Admin. Auditor  
General  
Finance  
Special Revenue  
8698870

FINANCING USES CLASSIFICATION (1)	2011-12 ACTUAL (2)	2012-13 ACTUAL (3)	2013-14 ACTUAL (4)	2013-14 ADOPTED (6)	2014-15 RECOMMENDED (5)	2014-15 ADOPTED (6)
---	--------------------------	--------------------------	--------------------------	---------------------------	-------------------------------	---------------------------

Financing Source by Revenue Category

Taxes	0	0	0	0	0	0
Use of Money	4	0	0	0	0	0
Intergovernmental	0	0	0	0	0	0
Licenses Permits & Franchises	0	0	0	0	0	0
Fines, Forfeitures & Penalties	0	0	0	0	0	0
Charges For Services	226	230	1,498	200	200	200
Miscellaneous	0	0	0	0	0	0
<b>Total Revenues</b>	<b>230</b>	<b>230</b>	<b>1,498</b>	<b>200</b>	<b>200</b>	<b>200</b>
<b>Services &amp; Supplies</b>						
5106 Insurance	0	0	0		0	
5120 Communications	0	0	0		0	
5177 Treasure's Fees	1	0	0		0	
5145 Maintenance Building	0	0	0		0	
5150 Memberships	0	0	0		0	
5160 Office Expense	0	0	0		0	
5165 Professional & Specialized	0	0	0		0	
5166 A87 Costs	0	0	0		0	
5180 Rents Building	0	0	0		0	
Other	0	456	0	2,000	2,000	2,000
<b>Total Services &amp; Supplies</b>	<b>1</b>	<b>456</b>	<b>0</b>	<b>2,000</b>	<b>2,000</b>	<b>2,000</b>
<b>Fixed Assets</b>						
6228 Equipment	0	0	0		0	
<b>Total Fixed Assets</b>	<b>0</b>	<b>0</b>	<b>0</b>	<b>0</b>	<b>0</b>	<b>0</b>
<b>BUDGET UNIT TOTAL</b>	<b>1</b>	<b>456</b>	<b>0</b>	<b>2,000</b>	<b>2,000</b>	<b>2,000</b>

COUNTY OF SIERRA  
STATE OF CALIFORNIA  
  
FISCAL YEAR 2014-15

Budget Name  
Function  
Activity  
Fund  
Budget Unit

Assessor's Reproduction Costs Trust  
General  
Finance  
Special Revenue  
8760000

FINANCING USES CLASSIFICATION (1)	2011-12 ACTUAL (2)	2012-13 ACTUAL (3)	2013-14 ACTUAL (4)	2013-14 ADOPTED (6)	2014-15 RECOMMENDED (5)	2014-15 ADOPTED (6)
---	--------------------------	--------------------------	--------------------------	---------------------------	-------------------------------	---------------------------

**Financing Source by Revenue Category**

Taxes	0	0	0	0	0	0
Use of Money	25	0	0	0	0	0
Intergovernmental	0	0	0	0	0	0
Licenses Permits & Franchises	0	0	0	0	0	0
Fines, Forfeitures & Penalties	0	0	0	0	0	0
Charges For Services	0	0	0	0	0	0
Miscellaneous	4,046	7,985	5,400	5,600	5,600	4,000
<b>Total Revenues</b>	<b>4,071</b>	<b>7,985</b>	<b>5,400</b>	<b>5,600</b>	<b>5,600</b>	<b>4,000</b>

**Services & Supplies**

5106 Insurance	0	0	0	0	0	0
5120 Communications	0	0	3	0	1	1
5177 Treasure's Fees	6	0	0	0	0	0
5145 Maintenance Building	0	0	0	0	0	0
5150 Memberships	0	0	0	0	0	0
5160 Office Expense	554	0	182	3,000	3,000	15,000 *
5165 Professional & Specialized	500	0	1,720	0	740	167
5166 A87 Costs	0	0	0	0	0	0
5180 Rents Building	0	0	0	0	0	0
Other	4,513	1,329	2,684	0	0	0
* Services & Supplies						
<b>Total Services &amp; Supplies</b>	<b>5,573</b>	<b>1,329</b>	<b>4,588</b>	<b>3,000</b>	<b>3,741</b>	<b>15,168</b>

**Fixed Assets**

6228 Equipment	0	0	0	0	0	0
<b>Total Fixed Assets</b>	<b>0</b>	<b>0</b>	<b>0</b>	<b>0</b>	<b>0</b>	<b>0</b>

<b>BUDGET UNIT TOTAL</b>	<b>5,573</b>	<b>1,329</b>	<b>4,588</b>	<b>3,000</b>	<b>3,741</b>	<b>15,168</b>
--------------------------	--------------	--------------	--------------	--------------	--------------	---------------

STATE CONTROLLER  
COUNTY BUDGET ACT

BUDGET UNIT [ SCHEDULE 9

SCHEDULE 9

COUNTY OF SIERRA  
STATE OF CALIFORNIA  
  
FISCAL YEAR 2014-15

Budget Name  
Function  
Activity  
Fund  
Budget Unit

LEA  
Health & Sanitation  
Health  
Special Revenue  
8915615

FINANCING USES CLASSIFICATION (1)	2011-12 ACTUAL (2)	2012-13 ACTUAL (3)	2013-14 ACTUAL (4)	2013-14 ADOPTED (6)	2014-15 RECOMMENDED (5)	2014-15 ADOPTED (6)
---	--------------------------	--------------------------	--------------------------	---------------------------	-------------------------------	---------------------------

Financing Source by Revenue Category

Taxes	0	0	0	0	0	0
Use of Money	17	0	18	0	0	0
Intergovernmental	14,028	0	14,024	15,587	15,587	15,580
Licenses Permits & Franchises	0	0	0	0	0	0
Fines, Forfeitures & Penalties	0	0	0	0	0	0
Charges For Services	0	0	0	0	0	0
Miscellaneous	0	0	0	0	0	0
<b>Total Revenues</b>	<b>14,046</b>	<b>0</b>	<b>14,041</b>	<b>15,587</b>	<b>15,587</b>	<b>15,580</b>
<b>Services &amp; Supplies</b>						
5106 Insurance	0	0	0		0	
5120 Communications	0	0	0		0	
5177 Treasure's Fees	2	0	0	10	1	1
5145 Maintenance Building	0	0	0		0	
5150 Memberships	0	0	0		0	
5160 Office Expense	0	0	0		0	
5165 Professional & Specialized	0	0	0		0	
5166 A87 Costs	0	0	0		0	
5180 Rents Building	0	0	0		0	
Other	0	0	0		0	
<b>Total Services &amp; Supplies</b>	<b>2</b>	<b>0</b>	<b>0</b>	<b>10</b>	<b>1</b>	<b>1</b>
<b>Fixed Assets</b>						
6228 Equipment	0	0	0			
<b>Total Fixed Assets</b>	<b>0</b>	<b>0</b>	<b>0</b>	<b>0</b>	<b>0</b>	<b>0</b>
<b>BUDGET UNIT TOTAL</b>	<b>2</b>	<b>0</b>	<b>0</b>	<b>10</b>	<b>1</b>	<b>1</b>
	memo: Transfers Out			14,047	15,580	15,580

COUNTY OF SIERRA  
STATE OF CALIFORNIA

FISCAL YEAR 2014-15

Budget Name  
Function  
Activity  
Fund  
Budget Unit

Hospital Preparedness  
Health & Sanitation  
Health  
Special Revenue  
8915618

FINANCING USES CLASSIFICATION (1)	2011-12 ACTUAL (2)	2012-13 ACTUAL (3)	2013-14 ACTUAL (4)	2013-14 ADOPTED (6)	2014-15 RECOMMENDED (5)	2014-15 ADOPTED (6)
<b>Financing Source by Revenue Category</b>						
Taxes	0	0	0	0	0	0
Use of Money	23	17	25	0	0	0
Intergovernmental	34,008	0	0	135,977	117,308	117,308
Licenses Permits & Franchises	0	0	0	0	0	0
Fines, Forfeitures & Penalties	0	0	0	0	0	0
Charges For Services	0	0	0	0	0	0
Miscellaneous	0	0	0	0	0	0
<b>Total Revenues</b>	<b>34,030</b>	<b>17</b>	<b>25</b>	<b>135,977</b>	<b>117,308</b>	<b>117,308</b>
<b>Services &amp; Supplies</b>						
5106 Insurance	0	0	0	0	0	0
5120 Communications	0	0	0	0	0	0
5177 Treasure's Fees	3	0	0	10	1	1
5145 Maintenance Building	0	0	0	0	0	0
5150 Memberships	0	0	0	0	0	0
5160 Office Expense	0	0	0	0	0	0
5165 Professional & Specialized	0	0	0	0	0	0
5166 A87 Costs	0	0	0	0	0	0
5180 Rents Building	0	0	0	0	0	0
Other	0	0	0	0	0	0
<b>Total Services &amp; Supplies</b>	<b>3</b>	<b>0</b>	<b>0</b>	<b>10</b>	<b>1</b>	<b>1</b>
<b>Fixed Assets</b>						
6228 Equipment	0	0	0			
<b>Total Fixed Assets</b>	<b>0</b>	<b>0</b>	<b>0</b>	<b>0</b>	<b>0</b>	<b>0</b>
<b>BUDGET UNIT TOTAL</b>	<b>3</b>	<b>0</b>	<b>0</b>	<b>10</b>	<b>1</b>	<b>1</b>
	<b>memo: Transfers Out</b>			0	117,308	117,308



COUNTY OF SIERRA  
STATE OF CALIFORNIA

FISCAL YEAR 2014-15

Budget Name  
Function  
Activity  
Fund  
Budget Unit

California Endowment  
Health & Sanitation  
Health  
Special Revenue  
8915619

FINANCING USES CLASSIFICATION (1)	2011-12 ACTUAL (2)	2012-13 ACTUAL (3)	2013-14 ACTUAL (4)	2013-14 ADOPTED (6)	2014-15 RECOMMENDED (5)	2014-15 ADOPTED (6)
---	--------------------------	--------------------------	--------------------------	---------------------------	-------------------------------	---------------------------

Financing Source by Revenue Category

Taxes	0	0	0	0	0	0
Use of Money	3	0	0	0	0	0
Intergovernmental	0	0	0	0	0	0
Licenses Permits & Franchises	0	0	0	0	0	0
Fines, Forfeitures & Penalties	0	0	0	0	0	0
Charges For Services	0	0	0	0	0	0
Miscellaneous	0	0	0	0	0	0
<b>Total Revenues</b>	<b>3</b>	<b>0</b>	<b>0</b>	<b>0</b>	<b>0</b>	<b>0</b>
<b>Services &amp; Supplies</b>						
5106 Insurance	0	0	0	0	0	0
5120 Communications	0	0	0	0	0	0
5177 Treasure's Fees	0	0	0	0	0	0
5145 Maintenance Building	0	0	0	0	0	0
5150 Memberships	0	0	0	0	0	0
5160 Office Expense	0	0	0	0	0	0
5165 Professional & Specialized	0	0	0	0	0	0
5166 A87 Costs	0	0	0	0	0	0
5180 Rents Building	0	0	0	0	0	0
Other	0	0	0	0	0	0
<b>Total Services &amp; Supplies</b>	<b>0</b>	<b>0</b>	<b>0</b>	<b>0</b>	<b>0</b>	<b>0</b>
<b>Fixed Assets</b>						
6228 Equipment	0	0	0			
<b>Total Fixed Assets</b>	<b>0</b>	<b>0</b>	<b>0</b>	<b>0</b>	<b>0</b>	<b>0</b>
<b>BUDGET UNIT TOTAL</b>	<b>0</b>	<b>0</b>	<b>0</b>	<b>0</b>	<b>0</b>	<b>0</b>
	memo: Transfers Out			0	0	0

COUNTY OF SIERRA  
STATE OF CALIFORNIA

FISCAL YEAR 2014-15

Budget Name  
Function  
Activity  
Fund  
Budget Unit

Workforce Ed & Training MHSA  
Health & Sanitation  
Health  
Special Revenue  
8915672

FINANCING USES CLASSIFICATION (1)	2011-12 ACTUAL (2)	2012-13 ACTUAL (3)	2013-14 ACTUAL (4)	2013-14 ADOPTED (6)	2014-15 RECOMMENDED (5)	2014-15 ADOPTED (6)
---	--------------------------	--------------------------	--------------------------	---------------------------	-------------------------------	---------------------------

Financing Source by Revenue Category

Taxes	0	0	0	0	0	0
Use of Money	0	0	0	0	0	0
Intergovernmental	0	0	0	0	0	0
Licenses Permits & Franchises	0	0	0	0	0	0
Fines, Forfeitures & Penalties	0	0	0	0	0	0
Charges For Services	0	0	0	0	0	0
Miscellaneous	0	0	0	0	0	0
<b>Total Revenues</b>	<b>0</b>	<b>0</b>	<b>0</b>	<b>0</b>	<b>0</b>	<b>0</b>
<b>Services &amp; Supplies</b>						
5106 Insurance	0	0	0	0	0	0
5120 Communications	0	0	0	0	0	0
5177 Treasure's Fees	0	0	0	0	0	0
5145 Maintenance Building	0	0	0	0	0	0
5150 Memberships	0	0	0	0	0	0
5160 Office Expense	0	0	0	0	0	0
5165 Professional & Specialized	0	0	0	0	0	0
5166 A87 Costs	0	0	0	0	0	0
5180 Rents Building	0	0	0	0	0	0
Other	0	0	0	0	0	0
<b>Total Services &amp; Supplies</b>	<b>0</b>	<b>0</b>	<b>0</b>	<b>0</b>	<b>0</b>	<b>0</b>
<b>Fixed Assets</b>						
6228 Equipment	0	0	0			
<b>Total Fixed Assets</b>	<b>0</b>	<b>0</b>	<b>0</b>	<b>0</b>	<b>0</b>	<b>0</b>
<b>BUDGET UNIT TOTAL</b>	<b>0</b>	<b>0</b>	<b>0</b>	<b>0</b>	<b>0</b>	<b>0</b>
	memo: Transfers Out			0	0	0

COUNTY OF SIERRA  
STATE OF CALIFORNIA

FISCAL YEAR 2014-15

Budget Name  
Function  
Activity  
Fund  
Budget Unit

Prevention Early Intervention MHSA  
Health & Sanitation  
Health  
Special Revenue  
8915675

FINANCING USES CLASSIFICATION (1)	2011-12 ACTUAL (2)	2012-13 ACTUAL (3)	2013-14 ACTUAL (4)	2013-14 ADOPTED (6)	2014-15 RECOMMENDED (5)	2014-15 ADOPTED (6)
---	--------------------------	--------------------------	--------------------------	---------------------------	-------------------------------	---------------------------

Financing Source by Revenue Category

Taxes	0	0	0	0	0	0
Use of Money	908	400	380	700	0	700
Intergovernmental	657,814	197,795	718,219	0	90,000	0
Licenses Permits & Franchises	0	0	0	0	0	0
Fines, Forfeitures & Penalties	0	0	0	0	0	0
Charges For Services	0	0	0	0	0	0
Miscellaneous	0	0	0	0	0	0
<b>Total Revenues</b>	<b>658,722</b>	<b>198,195</b>	<b>718,599</b>	<b>700</b>	<b>90,000</b>	<b>700</b>

Services & Supplies

5106 Insurance	0	0	0	0	0	0
5120 Communications	0	0	0	0	0	0
5177 Treasure's Fees	115	0	0	500	38	38
5145 Maintenance Building	0	0	0	0	0	0
5150 Memberships	0	0	0	0	0	0
5160 Office Expense	0	0	0	0	0	0
5165 Professional & Specialized	0	0	0	0	0	0
5166 A87 Costs	0	0	0	0	0	0
5180 Rents Building	0	0	0	0	0	0
Other	0	0	0	0	0	0
<b>Total Services &amp; Supplies</b>	<b>115</b>	<b>0</b>	<b>0</b>	<b>500</b>	<b>38</b>	<b>38</b>

Fixed Assets

6228 Equipment	0	0	0	0	0	0
<b>Total Fixed Assets</b>	<b>0</b>	<b>0</b>	<b>0</b>	<b>0</b>	<b>0</b>	<b>0</b>

<b>BUDGET UNIT TOTAL</b>	<b>115</b>	<b>0</b>	<b>0</b>	<b>500</b>	<b>38</b>	<b>38</b>
	memo: Transfers Out			0	0	0

COUNTY OF SIERRA  
STATE OF CALIFORNIA

FISCAL YEAR 2014-15

Budget Name  
Function  
Activity  
Fund  
Budget Unit

MHSA PLANNING  
Health & Sanitation  
Health  
Special Revenue  
8915671

FINANCING USES CLASSIFICATION (1)	2011-12 ACTUAL (2)	2012-13 ACTUAL (3)	2013-14 ACTUAL (4)	2013-14 ADOPTED (6)	2014-15 RECOMMENDED (5)	2014-15 ADOPTED (6)
---	--------------------------	--------------------------	--------------------------	---------------------------	-------------------------------	---------------------------

Financing Source by Revenue Category

Taxes	0	0	0	0	0	0
Use of Money	3,094	4,974	8,925	0	0	0
Intergovernmental	405,185	1,405,616	863,610	728,486	954,747	900,680
Licenses Permits & Franchises	0	0	0	0	0	0
Fines, Forfeitures & Penalties	0	0	0	0	0	0
Charges For Services	0	0	0	0	0	0
Miscellaneous	0	0	0	0	0	0
<b>Total Revenues</b>	<b>408,279</b>	<b>1,410,590</b>	<b>872,536</b>	<b>728,486</b>	<b>954,747</b>	<b>900,680</b>
<b>Services &amp; Supplies</b>						
5106 Insurance	0	0	0	0	0	0
5120 Communications	0	0	0	0	0	0
5177 Treasure's Fees	408	0	0	500	136	0
5145 Maintenance Building	0	0	0	0	0	136
5150 Memberships	0	0	0	0	0	0
5160 Office Expense	0	0	0	0	0	0
5165 Professional & Specialized	0	0	0	0	0	0
5166 A87 Costs	0	0	0	0	0	0
5180 Rents Building	0	0	0	0	0	0
Other	0	0	0	0	0	0
<b>Total Services &amp; Supplies</b>	<b>408</b>	<b>0</b>	<b>0</b>	<b>500</b>	<b>136</b>	<b>136</b>
<b>Fixed Assets</b>						
6228 Equipment	0	0	0	0	0	0
<b>Total Fixed Assets</b>	<b>0</b>	<b>0</b>	<b>0</b>	<b>0</b>	<b>0</b>	<b>0</b>
<b>BUDGET UNIT TOTAL</b>	<b>408</b>	<b>0</b>	<b>0</b>	<b>500</b>	<b>136</b>	<b>136</b>
	memo: Transfers Out			0	0	0

STATE CONTROLLER  
COUNTY BUDGET ACT

BUDGET UNIT I SCHEDULE 9

SCHEDULE 9

COUNTY OF SIERRA  
STATE OF CALIFORNIA

FISCAL YEAR 2014-15

Budget Name  
Function  
Activity  
Fund  
Budget Unit

SAMHSA  
Health & Sanitation  
Health  
Special Revenue  
8915674

FINANCING USES CLASSIFICATION (1)	2011-12 ACTUAL (2)	2012-13 ACTUAL (3)	2013-14 ACTUAL (4)	2013-14 ADOPTED (6)	2014-15 RECOMMENDED (5)	2014-15 ADOPTED (6)
---	--------------------------	--------------------------	--------------------------	---------------------------	-------------------------------	---------------------------

Financing Source by Revenue Category

Taxes	0	0	0	0	0	0
Use of Money	0	0	0	0	0	0
Intergovernmental	0	0	0	48,743	48,743	48,743
Licenses Permits & Franchises	0	0	0	0	0	0
Fines, Forfeitures & Penalties	0	0	0	0	0	0
Charges For Services	0	0	0	0	0	0
Miscellaneous	12,729	636	620	27,500	27,500	27,500
<b>Total Revenues</b>	<b>12,729</b>	<b>636</b>	<b>620</b>	<b>76,243</b>	<b>76,243</b>	<b>76,243</b>
<b>Services &amp; Supplies</b>						
5106 Insurance	0	0	0	0	0	0
5120 Communications	0	0	0	0	0	0
5177 Treasure's Fees	0	0	0	0	0	0
5145 Maintenance Building	0	0	0	0	0	0
5150 Memberships	0	0	0	0	0	0
5160 Office Expense	0	0	0	0	0	0
5165 Professional & Specialized	0	0	0	0	0	0
5166 A87 Costs	0	0	0	0	0	0
5180 Rents Building	0	0	0	0	0	0
Other	0	0	0	0	0	0
<b>Total Services &amp; Supplies</b>	<b>0</b>	<b>0</b>	<b>0</b>	<b>0</b>	<b>0</b>	<b>0</b>
<b>Fixed Assets</b>						
6228 Equipment	0	0	0	0	0	0
<b>Total Fixed Assets</b>	<b>0</b>	<b>0</b>	<b>0</b>	<b>0</b>	<b>0</b>	<b>0</b>
<b>BUDGET UNIT TOTAL</b>	<b>0</b>	<b>0</b>	<b>0</b>	<b>0</b>	<b>0</b>	<b>0</b>
	memo: Transfers Out			48,743	48,743	48,743

COUNTY OF SIERRA  
STATE OF CALIFORNIA

FISCAL YEAR 2014-15

Budget Name  
Function  
Activity  
Fund  
Budget Unit

ALCOHOL PRG, NNA, SGF  
Health & Sanitation  
Health  
Special Revenue  
8915681

FINANCING USES CLASSIFICATION (1)	2011-12 ACTUAL (2)	2012-13 ACTUAL (3)	2013-14 ACTUAL (4)	2013-14 ADOPTED (6)	2014-15 RECOMMENDED (5)	2014-15 ADOPTED (6)
---	--------------------------	--------------------------	--------------------------	---------------------------	-------------------------------	---------------------------

Financing Source by Revenue Category

Taxes	0	0	0	0	0	0
Use of Money	13	0	0	0	0	0
Intergovernmental	433,179	431,304	427,847	342,600	342,600	342,600
Licenses Permits & Franchises	0	0	0	0	0	0
Fines, Forfeitures & Penalties	0	0	0	0	0	0
Charges For Services	0	0	0	0	0	0
Miscellaneous	0	0	0	0	0	0
<b>Total Revenues</b>	<b>433,192</b>	<b>431,304</b>	<b>427,847</b>	<b>342,600</b>	<b>342,600</b>	<b>342,600</b>

Services & Supplies

5106 Insurance	0	0	0	0	0	0
5120 Communications	0	0	0	0	0	0
5177 Treasure's Fees	2	0	0	10	10	10
5145 Maintenance Building	0	0	0	0	0	0
5150 Memberships	0	0	0	0	0	0
5160 Office Expense	0	0	0	0	0	0
5165 Professional & Specialized	0	0	0	0	0	0
5166 A87 Costs	0	0	0	0	0	0
5180 Rents Building	0	0	0	0	0	0
Other	0	0	0		0	
<b>Total Services &amp; Supplies</b>	<b>2</b>	<b>0</b>	<b>0</b>	<b>10</b>	<b>10</b>	<b>10</b>

Fixed Assets

6228 Equipment	0	0	0			
<b>Total Fixed Assets</b>	<b>0</b>	<b>0</b>	<b>0</b>	<b>0</b>	<b>0</b>	<b>0</b>

<b>BUDGET UNIT TOTAL</b>	<b>2</b>	<b>0</b>	<b>0</b>	<b>10</b>	<b>10</b>	<b>10</b>
	memo: Transfers Out			0	0	0

COUNTY OF SIERRA  
STATE OF CALIFORNIA

FISCAL YEAR 2014-15

Budget Name  
Function  
Activity  
Fund  
Budget Unit

DFS  
Health & Sanitation  
Health  
Special Revenue  
8915682

FINANCING USES CLASSIFICATION (1)	2011-12 ACTUAL (2)	2012-13 ACTUAL (3)	2013-14 ACTUAL (4)	2013-14 ADOPTED (6)	2014-15 RECOMMENDED (5)	2014-15 ADOPTED (6)
---	--------------------------	--------------------------	--------------------------	---------------------------	-------------------------------	---------------------------

Financing Source by Revenue Category

Taxes	0	0	0	0	0	0
Use of Money	656	620	27,500	27,500	27,500	27,500
Intergovernmental	0	0	0	0	0	0
Licenses Permits & Franchises	0	0	0	0	0	0
Fines, Forfeitures & Penalties	0	0	0	0	0	0
Charges For Services	0	0	0	0	0	0
Miscellaneous	0	0	0	0	0	0
<b>Total Revenues</b>	<b>656</b>	<b>620</b>	<b>27,500</b>	<b>27,500</b>	<b>27,500</b>	<b>27,500</b>
<b>Services &amp; Supplies</b>						
5106 Insurance	0	0	0	0	0	0
5120 Communications	0	0	0	0	0	0
5177 Treasure's Fees	0	0	0	0	0	0
5145 Maintenance Building	0	0	0	0	0	0
5150 Memberships	0	0	0	0	0	0
5160 Office Expense	0	0	0	0	0	0
5165 Professional & Specialized	0	0	0	0	0	0
5166 A87 Costs	0	0	0	0	0	0
5180 Rents Building	0	0	0	0	0	0
Other	0	0	0	0	0	0
<b>Total Services &amp; Supplies</b>	<b>0</b>	<b>0</b>	<b>0</b>	<b>0</b>	<b>0</b>	<b>0</b>
<b>7600 Transfers Out</b>	<b>0</b>	<b>0</b>	<b>0</b>	<b>0</b>	<b>0</b>	<b>0</b>
<b>Fixed Assets</b>						
6228 Equipment	0	0	0	0	0	0
<b>Total Fixed Assets</b>	<b>0</b>	<b>0</b>	<b>0</b>	<b>0</b>	<b>0</b>	<b>0</b>
<b>BUDGET UNIT TOTAL</b>	<b>0</b>	<b>0</b>	<b>0</b>	<b>0</b>	<b>0</b>	<b>0</b>

COUNTY OF SIERRA  
STATE OF CALIFORNIA  
  
FISCAL YEAR 2014-15

Budget Name  
Function  
Activity  
Fund  
Budget Unit

MHSA CAP FACILITIES & TECH  
Health & Sanitation  
Health  
Special Revenue  
8915676

FINANCING USES CLASSIFICATION (1)	2011-12 ACTUAL (2)	2012-13 ACTUAL (3)	2013-14 ACTUAL (4)	2013-14 ADOPTED (6)	2014-15 RECOMMENDED (5)	2014-15 ADOPTED (6)
---	--------------------------	--------------------------	--------------------------	---------------------------	-------------------------------	---------------------------

**Financing Source by Revenue Category**

Taxes	0	0	0	0	0	0
Use of Money	0	0	0	0	0	0
Intergovernmental	0	0	0	0	0	0
Licenses Permits & Franchises	0	0	0	0	0	0
Fines, Forfeitures & Penalties	0	0	0	0	0	0
Charges For Services	0	0	0	0	0	0
Miscellaneous	0	0	0	0	0	0
<b>Total Revenues</b>	<b>0</b>	<b>0</b>	<b>0</b>	<b>0</b>	<b>0</b>	<b>0</b>
<b>Services &amp; Supplies</b>						
5106 Insurance	0	0	0	0	0	0
5120 Communications	0	0	0	0	0	0
5177 Treasure's Fees	0	0	0	0	0	0
5145 Maintenance Building	0	0	0	0	0	0
5150 Memberships	0	0	0	0	0	0
5160 Office Expense	0	0	0	0	0	0
5165 Professional & Specialized	0	0	0	0	0	0
5166 A87 Costs	0	0	0	0	0	0
5180 Rents Building	0	0	0	0	0	0
Other	0	0	0	0	0	0
<b>Total Services &amp; Supplies</b>	<b>0</b>	<b>0</b>	<b>0</b>	<b>0</b>	<b>0</b>	<b>0</b>
<b>Fixed Assets</b>						
6228 Equipment	0	0	0			
<b>Total Fixed Assets</b>	<b>0</b>	<b>0</b>	<b>0</b>	<b>0</b>	<b>0</b>	<b>0</b>
<b>BUDGET UNIT TOTAL</b>	<b>0</b>	<b>0</b>	<b>0</b>	<b>0</b>	<b>0</b>	<b>0</b>



COUNTY OF SIERRA  
STATE OF CALIFORNIA

FISCAL YEAR 2014-15

Budget Name  
Function  
Activity  
Fund  
Budget Unit

SAPT DIS, PRE, FLN, CL, HIV  
Health & Sanitation  
Health  
Special Revenue  
8915685

FINANCING USES CLASSIFICATION (1)	2011-12 ACTUAL (2)	2012-13 ACTUAL (3)	2013-14 ACTUAL (4)	2013-14 ADOPTED (6)	2014-15 RECOMMENDED (5)	2014-15 ADOPTED (6)
---	--------------------------	--------------------------	--------------------------	---------------------------	-------------------------------	---------------------------

**Financing Source by Revenue Category**

Taxes	0	0	0	0	0	0
Use of Money	1,487	622	1,109	0	0	0
Intergovernmental	433,179	431,304	427,847	0	322,600	0
Licenses Permits & Franchises	0	0	0	0	0	0
Fines, Forfeitures & Penalties	0	0	0	0	0	0
Charges For Services	0	0	0	0	0	0
Miscellaneous	0	0	0	0	0	0
<b>Total Revenues</b>	<b>434,666</b>	<b>431,926</b>	<b>428,956</b>	<b>0</b>	<b>322,600</b>	<b>0</b>
<b>Services &amp; Supplies</b>						
5106 Insurance	0	0	0	0	0	0
5120 Communications	0	0	0	0	0	0
5177 Treasure's Fees	132	0	0	300	300	300
5145 Maintenance Building	0	0	0	0	0	0
5150 Memberships	0	0	0	0	0	0
5160 Office Expense	0	0	0	0	0	0
5165 Professional & Specialized	0	0	0	0	0	0
5166 A87 Costs	0	0	0	0	0	0
5180 Rents Building	0	0	0	0	0	0
Other	15,000	0	0	2,500	5,000	5,000
<b>Total Services &amp; Supplies</b>	<b>15,132</b>	<b>0</b>	<b>0</b>	<b>2,800</b>	<b>5,300</b>	<b>5,300</b>
<b>Fixed Assets</b>						
6228 Equipment	0	0	0	0	0	0
<b>Total Fixed Assets</b>	<b>0</b>	<b>0</b>	<b>0</b>	<b>0</b>	<b>0</b>	<b>0</b>
<b>BUDGET UNIT TOTAL</b>	<b>15,132</b>	<b>0</b>	<b>0</b>	<b>2,800</b>	<b>5,300</b>	<b>5,300</b>

COUNTY OF SIERRA  
STATE OF CALIFORNIA  
  
FISCAL YEAR 2014-15

Budget Name  
Function  
Activity  
Fund  
Budget Unit

PROP 36 SUB ABUSE TRUST  
Health & Sanitation  
Health  
Special Revenue  
8915820

FINANCING USES CLASSIFICATION (1)	2011-12 ACTUAL (2)	2012-13 ACTUAL (3)	2013-14 ACTUAL (4)	2013-14 ADOPTED (6)	2014-15 RECOMMENDED (5)	2014-15 ADOPTED (6)
---	--------------------------	--------------------------	--------------------------	---------------------------	-------------------------------	---------------------------

Financing Source by Revenue Category

Taxes	0	0	0	0	0	0
Use of Money	0	0	0	0	0	0
Intergovernmental	60	75	66	79	79	79
Licenses Permits & Franchises	0	0	0	0	0	0
Fines, Forfeitures & Penalties	0	0	0	0	0	0
Charges For Services	0	0	0	0	0	0
Miscellaneous	0	0	0	0	0	0
<b>Total Revenues</b>	<b>60</b>	<b>75</b>	<b>66</b>	<b>79</b>	<b>79</b>	<b>79</b>
<b>Services &amp; Supplies</b>						
5106 Insurance	0	0	0	0	0	0
5120 Communications	0	0	0	0	0	0
5177 Treasure's Fees	40	0	0	60	60	60
5145 Maintenance Building	0	0	0	0	0	0
5150 Memberships	0	0	0	0	0	0
5160 Office Expense	0	0	0	0	0	0
5165 Professional & Specialized	0	0	0	0	0	0
5166 A87 Costs	0	0	0	0	0	0
5180 Rents Building	0	0	0	0	0	0
Other	0	0	0	600	600	600
<b>Total Services &amp; Supplies</b>	<b>40</b>	<b>0</b>	<b>0</b>	<b>660</b>	<b>660</b>	<b>660</b>
<b>Fixed Assets</b>						
6228 Equipment	0	0	0			
<b>Total Fixed Assets</b>	<b>0</b>	<b>0</b>	<b>0</b>	<b>0</b>	<b>0</b>	<b>0</b>
<b>BUDGET UNIT TOTAL</b>	<b>40</b>	<b>0</b>	<b>0</b>	<b>660</b>	<b>660</b>	<b>660</b>

COUNTY OF SIERRA  
STATE OF CALIFORNIA  
  
FISCAL YEAR 2014-15

Budget Name  
Function  
Activity  
Fund  
Budget Unit

**ABOVE GROUND TANKS**  
Public Protection  
Police Protection  
**Special Revenue**  
8915821

FINANCING USES CLASSIFICATION (1)	2011-12 ACTUAL (2)	2012-13 ACTUAL (3)	2013-14 ACTUAL (4)	2013-14 ADOPTED (6)	2014-15 RECOMMENDED (5)	2014-15 ADOPTED (6)
---	--------------------------	--------------------------	--------------------------	---------------------------	-------------------------------	---------------------------

**Financing Source by Revenue Category**

Taxes	0	0	0	0	0	0
Use of Money	117	82	94			
Intergovernmental	0	0	0	0	0	0
Licenses Permits & Franchises	0	0	0	0	0	0
Fines, Forfeitures & Penalties	0	0	0	0	0	0
Charges For Services	0	0	0	0	0	0
Miscellaneous	0	0	0	0	0	0
<b>Total Revenues</b>	<b>117</b>	<b>82</b>	<b>94</b>	<b>0</b>	<b>0</b>	<b>0</b>
<b>Services &amp; Supplies</b>						
5106 Insurance	0	0	0	0	0	0
5120 Communications	0	0	0	0	0	0
5177 Treasure's Fees	14	0	0	18	5	5
5145 Maintenance Building	0	0	0	0	0	0
5150 Memberships	0	0	0	0	0	0
5160 Office Expense	0	0	0	0	0	0
5165 Professional & Specialized	0	0	0	0	0	0
5166 A87 Costs	0	0	0	0	0	0
5180 Rents Building	0	0	0	0	0	0
Other	0	0	0	0	0	0
<b>Total Services &amp; Supplies</b>	<b>14</b>	<b>0</b>	<b>0</b>	<b>18</b>	<b>5</b>	<b>5</b>
<b>Fixed Assets</b>						
6228 Equipment	0	0	0			
<b>Total Fixed Assets</b>	<b>0</b>	<b>0</b>	<b>0</b>	<b>0</b>	<b>0</b>	<b>0</b>
<b>BUDGET UNIT TOTAL</b>	<b>14</b>	<b>0</b>	<b>0</b>	<b>18</b>	<b>5</b>	<b>5</b>

COUNTY OF SIERRA  
STATE OF CALIFORNIA

Fund Title **AVIATION**  
Activity Transportation Terminal  
Fund **033 Aviation**  
Budget Unit 0330000

FISCAL YEAR 2014-15

OPERATION OF ENTERPRISE FUND

FINANCING USES CLASSIFICATION (1)	2011-12 ACTUAL (2)	2012-13 ACTUAL (3)	2013-14 ACTUAL (4)	2014-15 RECOMMENDED (5)	2014-15 ADOPTED (6)
<b>Financing Source by Revenue Category</b>					
Use Of Money	0	0	0	0	
Inter Government	0	0	0	0	
Charges For Services	0	(30,000)	0	(10,000)	10,000
Miscellaneous	30,000	0	0	0	
<b>Operating Revenues</b>	<b>30,000</b>	<b>-30,000</b>	<b>0</b>	<b>-10,000</b>	<b>10,000</b>
<b>Salaries &amp; Employee Benefits</b>					
5000 Regular Salaries					
5001 Extra Help					
5002 Overtime					
5007 Benefits					
<b>Total Salaries &amp; Benefits</b>	<b>0</b>	<b>0</b>	<b>0</b>	<b>0</b>	<b>0</b>
<b>Operating Expenses</b>					
5140 Maintenance	0	0	0	5,000	10,000
5177 Treasurers Fees	12	0	0	100	100
5155 Misc	0	0	0	200	
5165 Professional & Specialized	0	0	0		
5187 Special Dept Expense	1,166	3,195	675	8,000	1,000
7003 Administration	0	0	0	2,000	6,140
5187 Port a Potty	1,166	3,195	675	720	0
5195 Utilities	1,077	1,094	1,335	1,000	1,000
<b>Total Services &amp; Supplies</b>	<b>3,422</b>	<b>7,483</b>	<b>2,685</b>	<b>17,020</b>	<b>18,240</b>
<b>Fixed Assets</b>					
	0	0	0		700
<b>Total Fixed Assets</b>	<b>0</b>	<b>0</b>	<b>0</b>	<b>0</b>	<b>700</b>
<b>TOTAL OPERATING EXPENSE</b>	<b>3,422</b>	<b>7,483</b>	<b>2,685</b>	<b>17,020</b>	<b>18,940</b>
<b>Net Operating Income</b>	<b>26,578</b>	<b>(37,483)</b>	<b>(2,685)</b>	<b>(27,020)</b>	<b>(8,940)</b>
<b>Non-Operating Revenue (Expenses)</b>					
5106 Insurance	(1,934)	(1,560)	(1,934)	(1,513)	(1,513)
5166 Cost Allocation	(1,290)	(192)	(1,290)	(1,058)	(1,058)
Taxes	0	0	0	0	0
Use of Money	73	0	0	0	0
Intergovernmental	0	0	73	0	0
<b>Non-Operating</b>	<b>(3,151)</b>	<b>(1,752)</b>	<b>(3,151)</b>	<b>(2,572)</b>	<b>(2,572)</b>
Income Before Transfers	23,427	(39,235)	(5,836)	(29,592)	(11,512)
Transfers In (out)	0	(15,000)	0		0
Change In Net Assets	23,427	(54,235)	(5,836)	(29,592)	(11,512)
Net Assets Beginning	0	0	0	7,500	14,500
Net Assets End	23,427	(54,235)	(5,836)	(22,092)	2,988

COUNTY OF SIERRA  
STATE OF CALIFORNIA

FISCAL YEAR 2014-15

Fund Title  
Activity  
Fund  
Budget Unit  
**SOLID WASTE OPERATIONS**  
Sanitation  
**041 Solid Waste Enterprise**  
**0410000**  
0410000

OPERATION OF ENTERPRISE FUND

FINANCING USES CLASSIFICATION (1)	2011-12 ACTUAL (2)	2012-13 ACTUAL (3)	2013-14 ACTUAL (4)	2014-15 RECOMMENDED (5)	2014-15 ADOPTED (6)
<b>Financing Source by Revenue Category</b>					
4515 Solid Waste Fees	683,325	660,093	742,630	664,666	757,357
4523 Building Permits	0	0	0	1,000	2,000
4529 Recyclables	35,599	0	0	20,000	35,000
4530 Miscellaneous	25,090	51,884	98,241	15,000	17,500
<b>Operating Revenues</b>	<b>744,014</b>	<b>711,976</b>	<b>840,872</b>	<b>700,666</b>	<b>811,857</b>
<b>Salaries &amp; Employee Benefits</b>					
5000 Regular Salaries	34,182	23,864	24,090	24,194	24,194
5001 Transfer Stations	44,962	48,947	37,368	49,908	49,908
5001 Land Fill	34,255	37,292	28,470	38,023	38,023
5002 Overtime	0	0	0	0	0
5007 Benefits	43,154	31,676	29,838	42,797	42,797
<b>Total Salaries &amp; Benefits</b>	<b>156,552</b>	<b>141,779</b>	<b>119,766</b>	<b>154,922</b>	<b>154,922</b>
<b>Services &amp; Supplies</b>					
5177 Miscellaneous	948	5,404	1,690	0	0
8910 Communications	688	898	191	700	250
8911 Memberships	5,226	438	2,850	2,800	2,800
8912 Office Expense	570	569	647	750	750
8915 Utilities/Landfill	541	777	529	1,000	1,000
8916 Utilities/Transfer Sites	1,605	908	1,873	1,500	1,500
8920 Clothing	0	641	506	250	500
8921 Household Expenses	5,454	304	219	3,500	1,000
8940 Maintenance. Equipments	21,887	25,211	40,221	45,000	40,000
8941 Maintenance. Signs/Fence	845	12,158	4,304	5,000	5,000
8942 Maintenance. Buildings	211	0	299	1,000	1,000
8943 Oil Recycling/Freon Fluid	2,205	3,068	3,387	2,500	3,000
8950 Road - Landfill Operations	30,798	23,437	14,826	20,000	20,000
8952 Road - Brush Chipper	5,116	3,629	1,088	5,000	3,000
8953 Road - Burning	7,099	5,204	3,369	5,000	5,000
8954 Litter Control	307	176	1,398	1,000	1,000
8955 Road - Director Mgt.	13,539	6,387	12,619	1,000	10,000
8956 Road - Superintendent Mgt.	27,919	26,343	32,657	18,000	20,000
8957 Road - Administration	25,147	30,271	40,828	30,000	40,000
8958 Road - Accounting	31,010	14,899	146	10,000	0
8959 Road - Miscellaneous	122,863	115,950	132,273	40,000	60,000
8949 Road Snow Removal	0	1,026	0	0	1,000
8994 Publications/Legal Notices	120	269	160	150	150
8995 Special Dept. Expenses	12,718	16,321	37,011	1,000	15,000
8996 Transportation	40	0	39	500	0
8997 Porta-Pots	10,229	5,292	5,083	5,000	5,000
<b>Total Services &amp; Supplies</b>	<b>327,085</b>	<b>299,579</b>	<b>338,214</b>	<b>200,650</b>	<b>236,950</b>

Continued on next page

COUNTY OF SIERRA  
STATE OF CALIFORNIA

FISCAL YEAR 2014-15

Fund Title  
Activity  
Fund  
Budget Unit

**SOLID WASTE OPERATIONS**  
Sanitation  
**041 Solid Waste Enterprise**  
**6040**

OPERATION OF ENTERPRISE FUND

FINANCING USES CLASSIFICATION (1)	2011-12 ACTUAL (2)	2012-13 ACTUAL (3)	2013-14 ACTUAL (4)	2014-15 RECOMMENDED (5)	2014-15 ADOPTED (6)
Continued from previous page					
<b>Professional Services</b>					
8970 County Counsel	979	0	717	1,000	1,000
8972 Consultant Mgt	161,064	114,765	104,891	80,000	100,000
8973 Water Testing	0	0	0		
8974 Closure/Post-Closure	1,477,280	261,154	0		
8975 SRRE-HWWE	18,338	2,741	9,601	10,000	10,000
8976 SRRE-NDFE	0	0	0		
8977 SRRE Siting Element	0	0	0		
8978 SRRE Miscellaneous	0	0	0	500	0
8979 RWQCB Annual Report	0	0	0	10,000	0
8980 Haul Contract	212,364	109,475	112,431	106,000	106,000
8981 Tire Removal	0	0	0	2,000	0
5165 Hauling Recyclebles	285	5,000	803	10,000	0
8985 IWWB/SBE	0	0	0		
8986 Waste Discharge Req	0	0	0	5,000	0
8990 Fees - IWWB/SBE	5,529	3,217	3,300	3,000	3,000
8991 Fees - USFS Permits	0	0	0	500	0
8992 Fees - Air Quality	0	0	0		
8993 Fees - RWQCB	34,352	19,601	24,229	20,000	25,000
<b>Total Professional Services</b>	<b>1,910,191</b>	<b>515,953</b>	<b>255,972</b>	<b>248,000</b>	<b>245,000</b>
<b>Other Charges</b>					
8983 Oil Recycling Grants	267	0	0		
8984 Recycling Grants	0	0	0	0	
<b>Total Other Charges</b>	<b>267</b>	<b>0</b>	<b>0</b>	<b>0</b>	<b>0</b>
<b>Fixed Assets</b>					
8963 Land	0	0	0	0	65,000
8962 Equipment	13,004	0	0	20,000	25,000
<b>Total Fixed Assets</b>	<b>13,004</b>	<b>0</b>	<b>0</b>	<b>20,000</b>	<b>90,000</b>
<b>TOTAL OPERATING EXPENSE</b>	<b>2,407,099</b>	<b>957,311</b>	<b>713,952</b>	<b>623,572</b>	<b>726,872</b>
<b>Net Operating Income</b>	<b>(1,663,085)</b>	<b>(245,334)</b>	<b>126,920</b>	<b>77,094</b>	<b>84,985</b>

COUNTY OF SIERRA  
STATE OF CALIFORNIA

Fund Title           **SOLID WASTE FEE ADMIN**  
Activity               Sanitation  
Fund                   **041 Solid Waste Enterprise**  
Budget Unit           **0416050**

FISCAL YEAR 2014-15

OPERATION OF ENTERPRISE FUND

FINANCING USES CLASSIFICATION (1)	2011-12 ACTUAL (2)	2012-13 ACTUAL (3)	2013-14 ACTUAL (4)	2014-15 RECOMMENDED (5)	2014-15 ADOPTED (6)
<b>Non-Operating Expenses</b>					
<b>Salaries &amp; Employee Benefits</b>					
5000 Regular Salaries	0	0	0	8,324	8,324
5001 Extra Help	0	0	0		
5002 Overtime	0	0	0		
5007 Benefits	0	0	0	6,674	6,674
<b>Total Salaries &amp; Benefits</b>	<b>0</b>	<b>0</b>	<b>0</b>	<b>14,997</b>	<b>14,997</b>
<b>Services &amp; Supplies</b>					
8930 Insurance	20,626	18,013	0	13,103	13,103
5120 Communications	0	0	0		
5140 Maintenance Equipment	0	0	0		
5150 Memberships	0	0	0		
5160 Office Expense	0	0	0	500	500
5165 Professional & Specialized	0	0	0	1,000	
8971 A87 Costs	0	30,241	18,126	14,335	14,335
5174 Publications & Legal Notices	0	0	0		
5187 Special Dept Expense	0	0	0	2,445	
8998 Closure/Post-Closure Fund	0	0	0		
8999 RWQCB Trust Fund	0	0	0		
5191 Transportation & Travel	0	0	0		
<b>Total Services &amp; Supplies</b>	<b>20,626</b>	<b>48,254</b>	<b>18,126</b>	<b>31,382</b>	<b>27,937</b>
<b>Fixed Assets</b>					
6228 Equipment	0	0	0		
<b>Total Fixed Assets</b>	<b>0</b>	<b>0</b>	<b>0</b>	<b>0</b>	<b>0</b>
<b>TOTAL NON-OPERATING EXPENSE</b>	<b>20,626</b>	<b>48,254</b>	<b>18,126</b>	<b>46,380</b>	<b>42,935</b>
<b>NON-OPERATING REVENUES(EXPENSES)</b>					
Taxes	5,822	3,215	5,822		
Use of Money	1,173	276	0	300	300
Intergovernmental	0	0	(1,173)	0	
<b>Non-Operating</b>	<b>6,995</b>	<b>3,491</b>	<b>4,649</b>	<b>300</b>	<b>300</b>
<b>NON-OPERATING NET REVENUES(EXPENSES)</b>	<b>(13,631)</b>	<b>(44,763)</b>	<b>(13,477)</b>	<b>(46,080)</b>	<b>(42,635)</b>
Income Before Transfers	(1,676,717)	(290,097)	113,443	31,015	42,351
* Transfers In (out)	(215,756)	(215,756)	(215,756)	(107,878)	(57,878)
Change In Net Assets	(1,892,473)	(505,853)	(102,313)	(76,863)	(15,527)
Net Assets Beginning	(66,000)	(1,958,473)	(2,464,326)	(2,566,639)	80,860
Net Assets End	(1,958,473)	(2,464,326)	(2,566,639)	(2,643,502)	65,333
Number of Personnel Budgeted	3.0	4.7	4.7	4.7	4.7
* RWQCB Trust Fund					0
* Closure/Post-Closure Fund				(94,000)	(94,000)
* RWQCB Trust Fund				(13,878)	(13,878)

COUNTY OF SIERRA  
STATE OF CALIFORNIA

Fund Title  
Activity  
Fund  
Budget Unit  
**SOLID WASTE GRANT FUNDS**  
Sanitation  
**043 Solid Waste Enterprise**  
**043**  
**RCA AWD 13-14**

FISCAL YEAR 2014-15

OPERATION OF ENTERPRISE FUND

FINANCING USES CLASSIFICATION (1)	2011-12 ACTUAL (2)	2012-13 ACTUAL (3)	2013-14 ACTUAL (4)	2014-15 RECOMMENDED (5)	2014-15 ADOPTED (6)
<b>Financing Source by Revenue Category</b>					
Licenses Permits & Franchises	0	0	0	0	0
Fines, Forfeitures & Penalties	0	0	0	0	0
Charges For Services	0	15,074	15,000		
Miscellaneous	134	18,059	(15,000)		
<b>Operating Revenues</b>	<b>134</b>	<b>33,133</b>	<b>0</b>	<b>0</b>	<b>0</b>
<b>Salaries &amp; Employee Benefits</b>					
5000 Regular Salaries					
5001 Extra Help					
5002 Overtime					
5007 Benefits					
<b>Total Salaries &amp; Benefits</b>	<b>0</b>	<b>0</b>	<b>0</b>	<b>0</b>	<b>0</b>
<b>Services &amp; Supplies</b>					
5155 Memberships	1,888	3,742	0		
5165 Professional & Specialized	0	0	1,706	500	1,450
5168 Publications & Legal Notices	13,909	1,895	3,332	1,500	500
5177 Treasurer's Fees	18	0	0		
8914 Publications	0	0	125		
8957 Road Administrati	(222)	111	0	500	1,000
5131 Supplies		0	1,544		1,350
8975 SRRE HWWE	0	0	0		
8983 Oil Recycle	0	0	0		
8986 Waste Discharge	0	0	0		
8995 Special Department Exp	0	145	6,499	9,000	1,500
8996 Travel	491	459	438	1,500	0
8997 Porta-Pots			0		
<b>Total Services &amp; Supplies</b>	<b>16,085</b>	<b>6,352</b>	<b>13,644</b>	<b>13,000</b>	<b>5,800</b>
<b>Fixed Assets</b>					
8963 Equipment	0	0	0		9,200
<b>Total Fixed Assets</b>	<b>0</b>	<b>0</b>	<b>0</b>	<b>0</b>	<b>9,200</b>
<b>BUDGET UNIT TOTAL</b>	<b>16,085</b>	<b>6,352</b>	<b>13,644</b>	<b>13,000</b>	<b>15,000</b>
<b>Net Operating Income</b>	<b>(15,951)</b>	<b>26,781</b>	<b>(13,644)</b>	<b>(13,000)</b>	<b>(15,000)</b>
<b>Non-Operating Revenue (Expenses)</b>					
5106 Insurance	0	0	0	0	
5166 Cost Allocation	0	0	0	0	
Taxes	0	0	0	0	0
Use of Money	457	0	0	100	
Intergovernmental	45,000	0	(15,000)	15,000	15,000
<b>Non-Operating</b>	<b>45,457</b>	<b>0</b>	<b>(15,000)</b>	<b>15,100</b>	<b>15,000</b>
Income Before Transfers	29,506	26,781	(28,644)	2,100	0
Transfers In (out)	0	0	0	(2,000)	
Change In Net Assets	29,506	26,781	(28,644)	100	0
Net Assets Beginning	0	0	0	0	39,500
Net Assets End	29,506	26,781	(28,644)	100	39,500



COUNTY OF SIERRA  
STATE OF CALIFORNIA

FISCAL YEAR 2014-15

Fund Title  
Activity  
Fund  
Budget Unit

**SOLID WASTE GRANT FUNDS**  
Sanitation  
**043 Solid Waste Enterprise**  
**043**  
**OPP3 13/14**

OPERATION OF ENTERPRISE FUND

FINANCING USES CLASSIFICATION (1)	2011-12 ACTUAL (2)	2012-13 ACTUAL (3)	2013-14 ACTUAL (4)	2014-15 RECOMMENDED (5)	2014-15 ADOPTED (6)
<b>Financing Source by Revenue Category</b>					
Licenses Permits & Franchises	0	0	0	0	0
Fines, Forfeitures & Penalties	0	0	0	0	0
Charges For Services	0	15,074	15,000		
Miscellaneous	134	18,059	(15,000)		
<b>Operating Revenues</b>	<b>134</b>	<b>33,133</b>	<b>0</b>	<b>0</b>	<b>0</b>
<b>Salaries &amp; Employee Benefits</b>					
5000 Regular Salaries					
5001 Extra Help					
5002 Overtime					
5007 Benefits					
<b>Total Salaries &amp; Benefits</b>	<b>0</b>	<b>0</b>	<b>0</b>	<b>0</b>	<b>0</b>
<b>Services &amp; Supplies</b>					
5106 Insurance					
5168 Publications & Legal Notices					
5177 Treasurer's Fees					
8914 Publications					
8957 Road Administrati					500
5131 Supplies	43,404	23,888	21,799	1,000	
8975 SRRE HWWE					
8983 Oil Recycle				500	500
8986 Waste Discharge				3,200	8,000
8995 Special Department Exp					
8996 Travel					
5165 Professional & Specialized					
5191 Transportation & Travel				1,500	
<b>Total Services &amp; Supplies</b>	<b>43,404</b>	<b>23,888</b>	<b>21,799</b>	<b>6,200</b>	<b>9,000</b>
<b>Fixed Assets</b>					
6228 Equipment	0	0	0	7,000	6,000
<b>Total Fixed Assets</b>	<b>0</b>	<b>0</b>	<b>0</b>	<b>7,000</b>	<b>6,000</b>
<b>BUDGET UNIT TOTAL</b>	<b>43,404</b>	<b>23,888</b>	<b>21,799</b>	<b>13,200</b>	<b>15,000</b>
<b>Net Operating Income</b>	<b>(43,271)</b>	<b>9,245</b>	<b>(21,799)</b>	<b>(13,200)</b>	<b>(15,000)</b>
<b>Non-Operating Revenue (Expenses)</b>					
5106 Insurance	0	0	0	0	
5166 Cost Allocation	0	0	0	0	
Taxes	0	0	0	0	0
Use of Money	457	0	0	100	0
Intergovernmental	0	0	0	15,000	15,000
<b>Non-Operating</b>	<b>457</b>	<b>0</b>	<b>0</b>	<b>15,100</b>	<b>15,000</b>
Income Before Transfers	(42,813)	9,245	(21,799)	1,900	0
Transfers In (out)	0	0	0	(1,800)	
Change In Net Assets	(42,813)	9,245	(21,799)	100	0
Net Assets Beginning	0	0	0	0	0
Net Assets End	(42,813)	9,245	(21,799)	100	0

COUNTY OF SIERRA  
STATE OF CALIFORNIA  
FISCAL YEAR 2014-15

Budget Name **COUNTY TRANSPORTATION**  
Function Public Ways and Facilities  
Activity Senior Van Transportation  
Fund **055 County Transportation**  
Budget Unit **0550000**

FINANCING USES CLASSIFICATION (1)	2011-12 ACTUAL (2)	2012-13 ACTUAL (3)	2013-14 ACTUAL (4)	2014-15 RECOMMENDED (5)	2014-15 ADOPTED (6)
---	--------------------------	--------------------------	--------------------------	-------------------------------	---------------------------

**Financing Source by Revenue Category**

Licenses Permits & Franchises	0	0	0	0	0
Inter Government	0	0	0	40,000	190,000
Charges For Services	80,000	80,000	0		
Miscellaneous	45,896	45,374	(40,000)		
<b>Operating Revenues</b>	<b>125,896</b>	<b>125,374</b>	<b>-40,000</b>	<b>40,000</b>	<b>190,000</b>

**Salaries & Employee Benefits**

5000 Regular Salaries					
5001 Extra Help					
5002 Overtime					
5007 Benefits					
<b>Total Salaries &amp; Benefits</b>	<b>0</b>	<b>0</b>	<b>0</b>	<b>0</b>	<b>0</b>

**Services & Supplies**

5106 Insurance	0	0	0		
5140 Maintenance Equipment	0	0	0		
5145 Maintenance Building	0	0	0		
5150 Memberships	0	0	0		
5160 Office Expense	0	0	0		
5165 Professional & Specialized	0	0	0		
5166 A87 Costs	5,246	6,178	5,376		
5174 Publications & Legal Notices	0	0	0		
5175 Rents & Leases Equipment	0	0	0		
5180 Rents Building	0	0	0		
5187 Special Dept Expense	795	0	0		
6080 Golden Ray	55,403	64,683	57,833	73,000	57,833
6081 Inc Seniors	64,478	64,478	56,483	73,000	56,483
7600 Transfer to Other Funds	0	0	0		
<b>Total Services &amp; Supplies</b>	<b>125,922</b>	<b>135,339</b>	<b>119,692</b>	<b>146,000</b>	<b>114,316</b>

**Fixed Assets**

6232 Equipment	0	0	0		150,000
<b>Total Fixed Assets</b>	<b>0</b>	<b>0</b>	<b>0</b>	<b>0</b>	<b>150,000</b>

**BUDGET UNIT TOTAL**

<b>Net Operating Income</b>	<b>(26)</b>	<b>(9,965)</b>	<b>(159,692)</b>	<b>(106,000)</b>	<b>(74,316)</b>
-----------------------------	-------------	----------------	------------------	------------------	-----------------

**Non-Operating Revenue (Expenses)**

5106 Insurance	0	0	0	(1,182)	(192)
5166 Cost Allocation	(5,246)	0	0	(2,136)	(1,154)
Taxes	0	0	0	0	0
Use of Money	26	0	0	9	3
Intergovernmental	0	0	0	0	0
<b>Non-Operating</b>	<b>(5,220)</b>	<b>0</b>	<b>0</b>	<b>(3,309)</b>	<b>(1,344)</b>

Income Before Transfers	(5,246)	(9,965)	(159,692)	(109,309)	(75,660)
-------------------------	---------	---------	-----------	-----------	----------

Transfers In (out)	89,845	86,105	77,316	109,316	74,316
Change In Net Assets	84,599	76,140	(82,376)	7	(1,344)
Net Assets Beginning	0	0	0	(82,376)	1,344
Net Assets End	84,599	76,140	(82,376)	(82,369)	(0)

COUNTY OF SIERRA  
STATE OF CALIFORNIA

FISCAL YEAR 2014-15

SPECIAL DISRTICTS AND OTHER AGENCIES SUMMARY

COUNTY gUNDS	TOTAL FINACING SOURCES				TOTAL FINACING USES		
	FUND BALANCE UNRESERVED/ UNDESIGNATED JUNE 30, 2014	DECREASES TO RESERVES/ DESIGNATIONS	ADDITIONAL FINACING SOURCES	TOTAL FINACING SOURCE	FINACING USES	INCREASE TO RESERVES/ DESIGNATIONS	TOTAL FINACING USES
(1)	(2)	(3)	(4)	(5)	(6)	(7)	(8)
GENERAL FUNDS							
CSA # 1	\$519	\$0	\$14,369	\$14,888	\$14,888	\$0	\$14,888
CSA # 2	\$23,041	\$0	\$23,462	\$46,503	\$28,800	\$17,703	\$46,503
CSA # 3	\$0	\$0	\$19,254	\$19,254	\$19,254	\$0	\$19,254
CSA # 4	\$7,159	\$0	\$6,466	\$13,625	\$13,624	\$0	\$13,624
CSA # 5	\$816	\$0	\$19,149	\$19,965	\$19,965	\$0	\$19,965
CSA4A5A (SIERRA BROOKS WATTER)	\$251,671	\$0	\$360,332	\$612,003	\$612,003	\$0	\$612,003
TOTAL GENERAL FUNDS	\$283,206	\$0	\$726,238	\$726,238	\$708,535	\$17,703	\$726,238
			CSA # 2	CSA # 3	CSA # 4A 5A		
			\$257,565	\$63,454	\$676,063		

COUNTY OF SIERRA  
STATE OF CALIFORNIA

FISCAL YEAR 2014-15

FUND BALANCE - SPECIAL DISTRICTS AND OTHER AGENCIES

FUND NAME	TOTAL	LESS: FUND BALANCE-RESERVED/DESIGNATED			FUND BALANCE
	FUND				UNRESERVED/ UNDESIGNATED
	BALANCE	ENCUMBRANCE	GENERAL & OTHER RESERVES	DESIGNATIONS	
	JUNE 30, 2014	(2)	(3)	(4)	(5)
(1)	(2)	(3)	(4)	(5)	(6)
<b>GENERAL FUNDS</b>					
CSA # 1	\$519				\$519
CSA # 2	23,041				\$23,041
CSA # 3	0				\$0
CSA # 4	7,159				\$7,159
CSA # 5	816				\$816
SIERRA BROOKS WATTER	251,671				\$251,671
<b>TOTAL GENERAL FUNDS</b>	<b>\$283,206</b>	<b>\$0</b>	<b>\$0</b>	<b>\$0</b>	<b>\$283,206</b>

COUNTY OF SIERRA  
STATE OF CALIFORNIA

FISCAL YEAR 2014-15

SPECIAL DISTRICTS AND OTHER AGENCIES RESERVES /DESIGNATIONS

DESCRIPTIONS	RESERVES/	DECREASES OR CANCELLATIONS	INCREASES OR NEW		TOTAL	
	DESIGNATIONS	ADOPTED BY	ADOPTED BY	ADOPTED BY	RESERVES/	
	JUNE 30, 2014	Recommended	THE BOARD OF SUPERVISORS	THE BOARD OF SUPERVISORS	DESIGNATION FOR THE BUDGET YEAR	
(1)	(2)	(3)	(4)	(5)	(6)	(7)

GENERAL FUNDS

CSA # 1 Contingancies	\$0					0
CSA # 2 Contingancies	0	0			17,703	17,703
CSA # 3 Contingancies	0					0
CSA # 4 Contingancies	0					0
CSA # 5 Contingancies	0					0
SIERRA BROOKS WATTER	0					0

TOTAL SPECIAL DISTRICTS	\$0	\$0	\$0	\$0	\$17,703	\$17,703
-------------------------	-----	-----	-----	-----	----------	----------

COUNTY OF SIERRA  
STATE OF CALIFORNIA  
  
FISCAL YEAR 2014-15

Budget Name **COUNTY SERVICE AREA 1**  
Function General  
Supervisor Supervisor District 1  
Location Downieville and West  
Fund **201 CSA 1**  
Budget Unit **2010000**

DESCRIPTION (1)	2011-12 ACTUAL (2)	2012-13 ACTUAL (3)	2013-14 ACTUAL (4)	2014-15 PROPOSED (5)	2014-15 ADOPTED (6)
<b>SOURCE OF FINANCING</b>	<b>Revenue</b>	<b>Revenue</b>	<b>Revenue</b>	<b>Revenue</b>	<b>Revenue</b>
4001 Current Secured Prop Tax	8,396	8,099	8,387	8,415	8,415
4002 Current Unsecured Prop Tax	52	387	410	450	450
4004 Prior Unsecured Prop Tax	14	261	10	7	7
4005 Supplemental Prop Tax	87	28	24	50	50
4007 Timber Yield Taxes	73	87	83	0	0
4201 Interest	(37)	0	0	0	0
4055 HOPTR	108	105	106	121	121
4711 Transfers In	12,159	3,134	6,943	0	5,326
<b>Total Revenue</b>	<b>20,852</b>	<b>12,101</b>	<b>15,963</b>	<b>9,043</b>	<b>14,369</b>

<b>USES OF FINANCING</b>	<b>Expenditures</b>	<b>Expenditures</b>	<b>Expenditures</b>	<b>Expenditures</b>	<b>Expenditures</b>
5106 Insurance	82	82	95	96	96
5166 Cost Allocation		914	2,069	844	844
5171 Prop Tax Admin Fee	907	803	791	800	800
6403 Downieville Library	0	2,360	4,850	3,376	3,376
5283 Propane DV Library	0	0	0		
7002 Street Lights	8,567	6,494	7,427	8,000	8,000
7003 Street & Road Services	0	0	0		
7004 Parks & Recreation	300	300	383	100	100
7005 Misc. Waste Disposal	1,682	264	264	900	900
5160 Miscellaneous Services	0	0	0	772	772
<b>Total Expenditures</b>	<b>11,538</b>	<b>11,216</b>	<b>15,879</b>	<b>14,888</b>	<b>14,888</b>

\* The lights and garbage Expenditures are too much for this budget.

COUNTY OF SIERRA  
STATE OF CALIFORNIA  
  
FISCAL YEAR 2014-15

Budget Name **COUNTY SERVICE AREA 2**  
Function General  
Supervisor Supervisor District 2  
Location Sierra City  
Fund **202 CSA 2**  
Budget Unit 2020000

DESCRIPTION (1)	2011-12 ACTUAL (2)	2012-13 ACTUAL (3)	2013-14 ACTUAL (4)	2014-15 PROPOSED (5)	2014-15 ADOPTED (6)
<b>SOURCE OF FINANCING</b>	<b>Revenue</b>	<b>Revenue</b>	<b>Revenue</b>	<b>Revenue</b>	<b>Revenue</b>
4001 Current Secured Prop Tax	20,403	20,459	20,579	20,637	20,637
4002 Current Unsecured Prop Tax	104	798	815	1,008	800
4004 Prior Unsecured Prop Tax	29	539	21	15	15
4005 Supplemental Prop Tax	172	58	48	100	100
4007 Timber Yield Taxes	1,499	1,793	1,720	0	1,700
4201 Interest	157	0	0	100	10
4055 HOPTR	214	217	210	200	200
4401 Other Misc Revenue	0	0	0		
<b>Total Revenue</b>	<b>22,577</b>	<b>23,863</b>	<b>23,393</b>	<b>22,060</b>	<b>23,462</b>

USES OF FINANCING	Expenditures	Expenditures	Expenditures	Expenditures	Expenditures
5106 Insurance	82	82	95	96	96
5166 Cost Allocation	2,288	(46)	2,639	602	602
5171 Prop Tax Admin Fee	2,249	1,931	1,976	2,300	2,300
5177 Treasurers fee	28	0	0	50	50
6403 Alleghany Library	6,159	6,027	1,800	1,800	1,800
6403 Sierra City Library	6,159	6,027	2,761	4,890	4,890
5155 Misc Expenses	500	0	200	10,062	10,062
7002 Street Lights	4,535	3,686	4,672	5,000	5,000
7003 Street & Road Services	0	0	0	2,000	2,000
7004 Parks & Recreation	0	0	0	2,000	2,000
7006 Refund FEMA	0	0	0		
7006 Sierra Valley Sportsman Club					
7600 Transfers Out Alleghany Building	31,130	1,793	1,720		
<b>Total Expenditures</b>	<b>53,130</b>	<b>19,499</b>	<b>15,863</b>	<b>28,800</b>	<b>28,800</b>

COUNTY OF SIERRA  
STATE OF CALIFORNIA  
  
FISCAL YEAR 2014-15

Budget Name **COUNTY SERVICE AREA 3**  
Function General  
Supervisor Supervisor District 3  
Location Calpine, Sierraville  
Fund **203 CSA 3**  
Budget Unit 2030000

DESCRIPTION (1)	2011-12 ACTUAL (2)	2012-13 ACTUAL (3)	2013-14 ACTUAL (4)	2014-15 PROPOSED (5)	2014-15 ADOPTED (6)
<b>SOURCE OF FINANCING</b>	<b>Revenue</b>	<b>Revenue</b>	<b>Revenue</b>	<b>Revenue</b>	<b>Revenue</b>
4001 20	11,810	11,548	11,698	11,738	11,738
4002 Current Unsecured Prop Tax	75	559	577	690	690
4004 Prior Unsecured Prop Tax	21	377	15	10	10
4005 Supplemental Roll Prop Tax	124	41	34	100	100
4007 Timber Yield Taxes	929	1,111	1,065	1,550	1,550
4201 Interest	(18)	0	0		
4055 HOPTR	154	152	149	166	166
4411 Transfers In	0	0	0	5,000	5,000
<b>Total Revenue</b>	<b>13,093</b>	<b>13,787</b>	<b>13,538</b>	<b>19,254</b>	<b>19,254</b>

USES OF FINANCING	Expenditures	Expenditures	Expenditures	Expenditures	Expenditures
5106 Insurance	82	82	95	96	96
5166 Cost Allocation	1,692	640	687	981	981
5171 Prop Tax Admin Fee	1,212	1,129	1,129	1,400	1,400
5177 Treasurers fees	3	0	0	3	3
7001 Fire Services	0	0	0		
7002 Street Lights	12,935	12,935	12,937	13,000	13,000
7003 Street & Road Services	0	0	0		
7600 Parks & Recreation	929	1,111	1,065	324	2,544
7006 Miscellaneous Services	0	0	0	130	130
7600 Sierra Valley Sportsman Club	929	1,111	1,065	1,100	1,100
<b>Total Expenditures</b>	<b>17,781</b>	<b>17,007</b>	<b>16,979</b>	<b>17,034</b>	<b>19,254</b>



COUNTY OF SIERRA  
STATE OF CALIFORNIA  
  
FISCAL YEAR 2014-15

Budget Name **COUNTY SERVICE AREA 4**  
Function General  
Supervisor Supervisor District 4 \*  
Location Loyalton, Verdi  
Fund **204 CSA 4**  
Budget Unit 2040000

DESCRIPTION (1)	2011-12 ACTUAL (2)	2012-13 ACTUAL (3)	2013-14 ACTUAL (4)	2014-15 PROPOSED (5)	2014-15 ADOPTED (6)
<b>SOURCE OF FINANCING</b>	<b>Revenue</b>	<b>Revenue</b>	<b>Revenue</b>	<b>Revenue</b>	<b>Revenue</b>
4001 Current Secured Prop Tax	6,169	5,830	5,948	5,997	5,997
4002 Current Unsecured Prop Tax	36	262	273	300	300
4004 Prior Unsecured Prop Tax	10	177	7	5	5
4005 Supplemental Roll Prop Tax	60	19	16	0	20
4007 Timber Yield Taxes	42	51	48	0	50
4201 Interest	13	0	0	100	10
4055 State Aid - HOPTR	75	71	70	84	84
4401 Other Misc Revenue	0	0	0		
<b>Total Revenue</b>	<b>6,406</b>	<b>6,410</b>	<b>6,362</b>	<b>6,486</b>	<b>6,466</b>

USES OF FINANCING	Expenditures	Expenditures	Expenditures	Expenditures	Expenditures
5106 Insurance	82	82	95	96	96
5166 Cost Allocation	435	(146)	767	186	186
5171 Prop Tax Admin Fee	649	588	568	850	850
5163 Office Exp	0	0	0		
7002 Street Lights	289	349	330	300	300
7003 Street & Road Services	0	0	0		
7001 Fire Services	5,000	0	5,000	5,679	5,679 *
5177 TREASURER'S FEES	2	0	0		
6403 SPECIAL DEPARTMEN	0	0	0	6,105	6,513
7006 Miscellaneous Services	0	0	0		
<b>Total Expenditures</b>	<b>6,457</b>	<b>873</b>	<b>6,760</b>	<b>13,216</b>	<b>13,624</b>

\* Verdi

There is a Verdi Fire zone with in CSA#4 that assesses property within the zone for fire service. These funds are held in a seprate account. At 6/30/2012 balance of fund 455 \$19,595

COUNTY OF SIERRA  
STATE OF CALIFORNIA

FISCAL YEAR 2014-15

Budget Name **COUNTY SERVICE AREA 5**  
Function General  
Supervisor Supervisor District 5  
Location Loyalton, Sierra Brooks  
Fund **2005 CSA 5**  
Budget Unit 2050000

DESCRIPTION (1)	2011-12 ACTUAL (2)	2012-13 ACTUAL (3)	2013-14 ACTUAL (4)	2014-15 PROPOSED (5)	2014-15 ADOPTED (6)
<b>SOURCE OF FINANCING</b>	<b>Revenue</b>	<b>Revenue</b>	<b>Revenue</b>	<b>Revenue</b>	<b>Revenue</b>
4001 Current Secured Prop Tax	13,904	12,768	12,621	11,739	12,700
4002 Current Unsecured Prop Tax	87	610	614	850	850
4004 Prior Unsecured Prop Tax	24	412	16	7	20
4005 Supplemental Roll Prop Tax	145	44	36	50	50
4007 Timber Yield Taxes	11	13	12	13	13
4201 Interest	45	0	0	0	0
4055 State Aid - HOPTR	156	144	137	192	192
4411 Transfers In	0	0	0	5,324	5,324
<b>Total Revenue</b>	<b>14,372</b>	<b>13,991</b>	<b>13,436</b>	<b>18,175</b>	<b>19,149</b>

USES OF FINANCING	Expenditures	Expenditures	Expenditures	Expenditures	Expenditures
5106 Insurance	82	82	95	96	96
5163 Office Expense	0	1,131	0		
5165 Professional & Specialized	0	0	0		
5166 Cost Allocation	2,181	472	2,377	779	779
5171 Prop Tax Admin Fee	1,554	1,328	1,245	2,500	2,500
5177 TREASURER'S FEES	8	0	0	30	30
	0	0	0		
	0	0	0		
6403 Loyalton Library	10,451	9,544	10,246	10,500	10,500
7001 Fire Services	5,000	5,000	5,000	5,000	6,060
7006 Miscellaneous Services	0	0	0		
7005 Waste Disposal	707	0	0		
	0	0	0		
<b>Total Expenditures</b>	<b>19,983</b>	<b>17,557</b>	<b>18,963</b>	<b>18,905</b>	<b>19,965</b>

COUNTY OF SIERRA  
STATE OF CALIFORNIA  
  
FISCAL YEAR 2014-15

Budget Name **COUNTY SERVICE AREA 4A-5A**  
Function Water Service  
Supervisor Supervisor District 5  
Location **Sierra Brooks**  
Fund **207 CSA 4A-5A**  
Budget Unit 2070000

DESCRIPTION (1)	2011-12 ACTUAL (2)	2012-13 ACTUAL (3)	2013-14 ACTUAL (4)	2014-15 PROPOSED (5)	2014-15 ADOPTED (6)
<b>SOURCE OF FINANCING</b>					
	Revenue	Revenue	Revenue	Revenue	Revenue
4001 Current Secured Prop Tax	81,100	72,371	74,682	74,947	74,947
4002 Current Unsecured Prop Tax	522	3,548	3,737	3,500	3,500
4004 Prior Unsecured Prop Tax	144	2,393	95	50	50
4005 Supplemental Roll Prop Tax	865	258	221	1,200	1,200
4007 Timber Yield Taxes	0	0	0		
4055 HOPTR	1,077	964	964	800	800
4201 Interest	2,483	2,357	1,443	1,500	1,500
4526 Water Fees	65,855	65,865	65,745	65,865	65,865
4401 Other Misc Rev. - Loan Proceeds	0	0	0	212,470	212,470
4526 Water Conections	0	65,865	65,745	0	
<b>Total Revenue</b>	<b>152,046</b>	<b>213,622</b>	<b>212,633</b>	<b>360,332</b>	<b>360,332</b>
<b>USES OF FINANCING</b>					
	Expenditures	Expenditures	Expenditures	Expenditures	Expenditures
<b>Wages &amp; Benefits</b>					
5000 Wages	17,078	17,820	18,053	0	0
5001 Extra Help	0	0	0	17,735	17,735
5002 Over Time	0	0	0	5,000	5,000
5007 Benefit	9,009	7,766	14,627	16,719	16,719
<b>Total Wages &amp; Benefits</b>	<b>26,087</b>	<b>25,586</b>	<b>32,680</b>	<b>39,454</b>	<b>39,454</b>
<b>Water Operations</b>					
7009 Utilities	29,290	37,973	34,367	35,000	35,000
7010 Water System Maintenance	5,456	11,950	6,056	6,000	6,000
7011 System Repairs	417	148,489	31,941	500	500
7012 Water Fee Admin	8,154	8,570	10,405	500	500
7003 Road Charges System	6,023	37,896	7,283	23,500	23,500
5244 Maint Vehicle	13	0	73	500	500
6240 Bond Payment	0	0	0	27,100	27,100
<b>Total Services &amp; supplies</b>	<b>49,341</b>	<b>244,878</b>	<b>90,053</b>	<b>93,100</b>	<b>93,100</b>
<b>Non Operating</b>					
5120 Communications AT&T	748	758	767	1,000	1,000
5106 Insurance	398	401	503	271	271
5160 Office Expense	23	7	81	100	100
5166 Cost Allocation	15,050	2,731	5,442	12,011	12,011
5171 Prop Tax Admin Fee	8,820	7,766	7,082	7,000	7,000
5177 Treasures fees	341	0	0	1,003	1,003
5239 Fuel	1,436	1,648	1,451	1,500	1,500
5165 Contract Services	10,595	2,513	1,306	3,690	3,690
5177 Treasurers fees	341	0	0	30	30
7004 Parks & Rec	0	0	0	1,000	1,000
7001 Fire Services	15,000	15,000	15,000	15,000	15,000
7008 Flood Controle	0	0	0	2,000	2,000
7006 Miscellaneous Services	86	255	165	2,500	2,500
<b>Total Other Charges</b>	<b>52,837</b>	<b>31,079</b>	<b>31,798</b>	<b>47,106</b>	<b>47,106</b>
<b>Capital Improvements Project</b>				<b>212,470</b>	<b>432,344</b>
<b>Total Expenditures</b>	<b>128,265</b>	<b>301,543</b>	<b>154,530</b>	<b>392,129</b>	<b>612,003</b>
Number of Personnel Budgeted	0.5	0.5	0.5	0.50	0.50

STATE CONTROLLER  
COUNTY BUDGET ACT  
FISCAL YEAR 2014-15

COUNTY OF SIERRA  
STATE OF CALIFORNIA  
TRANSFERS

From:

**General Fund:**

Contributions to others 82,409  
Contributions to others 87,921  
Contributions to others 7,330  
A87 Equilization 7,000  
A87 Equilization 5,000  
A87 Equilization 5,324

**Public Assistant Funds:**

1991 Realignment 816 675,000  
2011 Realignment 8124000 325,000  
1991 Realignment 816 126,426  
2011 Realignment 8123000  
1991 Realignment 816  
2011 Realignment 8121000 130,000  
1991 Realignment 817 500,000  
1991 Realignment 815 400,000

**Law Enforcement:**

COPS 8300000 95,000  
COPS 8307840 95,000  
Rural Law Enforcement 8340000 500,000  
1/2¢ Sales Tax Law Enforcement 120,000  
2011 Realignment 8130000 83,520  
2011 Realignment 8131000 254,585  
2011 Realignment 8134100 117,000  
2011 Realignment 8133000 49,000  
2011 Realignment 8132000 24,000

**Various:**

Micrographics 8211003 3,000  
Recorder's Modernization 8211005 23,000  
CSA # 1 100  
CSA # 2 1,500  
CSA # 3 1,000  
CSA # 4 50  
CSA # 5 10

**Transit:**

State Transit 853  
State Transit 854 4,316  
Local Transportation 855 70,000

**Health Trusts:**

LEA 8915615 15,500  
Hospital Preparedness 8915618 40,000  
Pandemic Flue 8915614 16,000  
PH Emergency Prep. 8915616 101,759  
CUPA 8915617 65,000  
Tobacco 8915660 150,000

**Mental Health Trusts:**

Workforce Ed & Training MHSA 0  
Prevention Early Intervention MHSA  
MHSA 8915671 858,933  
MHSA PI 8915672 94,747  
SAPT 8915685 813,804  
Prop 36 8915820 20,000

**Solid Waste:**

Operations 0410000 107,878  
RWQCB Fund 50,000  
RCA AWD 13-14 0  
OPP3 13/14 0

6,126,112

To:

Parks Fund 208 82,409  
Road Fund 031 87,921  
Health 1991 Realignment 817 7,330  
CSA 1 7,000  
CSA 3 5,000  
CSA 5 5,324

Welfare Funds 0515800 & 0515810 675,000  
Welfare Funds 0515800 & 0515810 325,000  
1991 Ralignment Health 817 126,426  
0  
1991 Ralignment MH 815 0  
Mental Health Department 0515670 130,000  
Health Department 0515610 500,000  
Mental Health Department 0515670 400,000

General Fund 001 95,000  
General Fund 001 95,000  
General Fund 001 500,000  
General Fund 001 120,000  
General Fund 001 Dept. Spcialist 83,520  
General Fund 001 Probation \$60,260; Sheriff \$194,325 254,585  
General Fund 001 YOBG 117,000  
General Fund 001 D.A. & P.D. Training 49,000  
General Fund 001 Court Security 24,000

General Fund 001 3,000  
General Fund 001 23,000  
Parks 208 100  
Parks 208 1,500  
Parks 208 1,000  
Parks 208 50  
Parks 208 10

County Transportation 055 74,316

Health Department 0515610 388,259

Mental Health Dept. 0515670 1,787,484

Fund 0420000 94,000

Fund 0440000 13,878

Operations 0410000 50,000

Operations 0410000 0

6,126,112

		2010-11 ACTUAL	2011-12 ACTUAL	2012-13 ACTUAL	2013-14 RECOMMENDED	2013-14 ADOPTED BY BOARD
		(2)	(3)	(4)	(5)	(6)
	Revenue from Funds Transfers					
***	0013001 4711	761,533	1,127,479	1,067,578	1,294,207	1,364,105
	0313010 4711	14,163	53,688	87,921	17,921	87,921
	0330000 4711	30,000	0	0		
	0410000 4711				50,000	50,000
	0420000 4711	94,000	94,000	94,000	94,000	94,000
	0430000 4711	0	0	0		
	0440000 4711	13,878	13,878	13,878	13,878	13,878
	0515610 4711	705,337	782,505	788,287	855,779	888,259
	0515670 4711	1,677,589	1,524,180	1,457,690	1,357,030	2,317,484
	0515800 4711	508,250	432,866	479,301	405,000	325,000
	0515810 4711	233,084	222,715	186,573	400,000	675,000
	0550000 4711	85,164	86,105	77,316	74,316	74,316
	2010000 4711	12,159	3,134	6,943	7,000	7,000
	2030000 4711	2,833	5,619	1,766	5,000	5,000
	2050000 4711	0	0	3,409	5,324	5,324
	2070000 4711	75,000	75,000	0		
	2083030 4711	70,971	85,462	85,338	85,069	85,069
	8000000 4711	49,262	0	0		
	8121000 4711	0	45,383	0		
	8150000 4711	0	629	0		
	8170000 4711	121,102	124,172	153,308	133,756	133,756
	8217270 4711	0	0	0		
	8211002 4711	0	2,102	0		
	8211006 4711	0	1,499	0		
	8480000 4711	0	0	0		
	8530000 4711	500	0	0		
	8550000 4711	0	0	0		
	8909570 4711	5,228	137,322	68,538		
	8910000 4711	0	0	0		
	8915671 4711	350,342	212,125	0		
	8915675 4711	95,249	0	100,000		
	8915676 4711	0	0	0		
	8915681 4711	0	0	0		
	8915820 4711	0	0	0		
		4,905,643	5,029,864	4,671,846	4,798,280	6,126,112

		2010-11 ACTUAL	2011-12 ACTUAL	2012-13 ACTUAL	2013-14 RECOMMENDED	2013-14 ADOPTED BY BOARD
		(2)	(3)	(4)	(5)	(6)
Revenue from Funds Transfers						
0015150	7600	129,902	143,427	177,660	124,987	194,984
0015560	7600		2,102	0		
0015940	7600		8,754	11,798		
0313010	7600	24,631	0	0		
0330000	7600	0	15,000	0		
0410000	7600	107,878	107,878	107,878	107,878	107,878
0440000	7600				50,000	50,000
0550000	7600	0	0	0		
2010000	7600	73	87	83	100	100
2020000	7600	31,130	1,793	1,720	1,500	1,500
2030000	7600	929	1,111	1,065	1,000	1,000
2040000	7600	42	51	48	50	50
2050000	7600	11	13	12	10	10
2060000	7600	75,000	75,000	0		
8000000	7600	0	4,820	0		
8020000	7600	0	0	0		
8021001	7600	0	0	0		
8030000	7600	0	4,053	0		
8120000	7600	0	323,518	254,107	405,000	325,000
8121000	7600	0	222,149	141,479	300,000	130,000
8130000	7600	0	0	11,533	83,520	83,520
8131000	7600	0	75,000	112,082	254,585	254,585
8131010	7600	0	0	0		
8132000	7600	0	0	0		24,000
8133000	7600	0	15,527	20,318	3,102	49,000
8134000	7600	0	23,630	0		
8134100	7600	0	0	87,646	117,000	117,000
8144060	7600	50,900	0	0		
8144070	7600	10,798	3,894	0		
8144090	7600	6,435	22,993	0		
8144091	7600	0	33,372	0		
8144092	7600	0	3,636	0		
8145000	7600	0	0	0		
8150000	7600	338,326	248,922	298,266	274,801	400,000
8160000	7600	615,877	338,451	443,392	526,426	801,426
8161000	7600	98,299	97,655	144,923		
8170000	7600	240,000	404,118	463,000	351,025	500,000
8211003	7600	0	13,005	13,000	3,000	3,000
8211005	7600	9,331	13,000	13,000	23,000	23,000
8217240	7600	0	7,800	0		
8217270	7600	0	1,499	0		
8300000	7600	113,457	93,452	95,000	95,000	95,000
8307840	7600	70,000	129,557	95,000	95,000	95,000
8340000	7600	458,543	539,975	500,000	500,000	500,000
8360000	7600	100,000	93,482	120,000	120,000	120,000
8470000	7600	0	43,399	0		
8480000	7600	0	17,631	0		
8509810	7600	0	0	0		
8509820	7600	0	78,167	0		
8511008	7600				0	0
8530000	7600	0	0	0	0	0
8540000	7600	20,057	26,944	4,316	4,316	4,316
8550000	7600	65,607	59,161	73,000	70,000	70,000
8511008	7600					
8581011	7600	0	0	0		
8628750	7600	0	13,448	0		
8770000	7600	0	21,537	0		
8910000	7600	4,875	0	0		
8915609	7600	355,570	349,447	0		
8915614	7600	15,029	15,000	0	60,107	16,000
8915615	7600	14,047	0	14,069	15,580	15,500
8915616	7600	61,090	61,062	129,224	101,759	101,759
8915617	7600	32,780	90,007	52,754	60,000	65,000
8915618	7600	34,000	33,000	33,964	117,308	40,000
8915622	7600	159,321	0	0	728,486	1,672,737
8915623	7600	164	0	0		
8915660	7600	144,031	179,319	95,276	150,000	150,000
8915671	7600	607,864	616,866	801,714		
8915672	7600	5,004	0	0		
8915673	7600	1	0	0		
8915674	7600	4	0	0	48,743	94,747
8915675	7600	105,732	90,438	0		
8915676	7600	0	0	0		

8915680	7600	6	0	0		
8915681	7600	2,575	0	0		
8915683	7600	70,390	0	0		
8915684	7600	0	0	0		
8915685	7600	433,314	328,880	384,769		
8915820	7600	12,675	2,935	0	5,000	20,000
		4,625,697	5,095,963	4,702,095	4,798,283	6,126,112

\*\*\* Sheriff \$190k wags & raises COPS, Clk/Rec. Trust \$26k Extra Help, \$120k 1/2¢ Law Enforce. Sales Tax Prop 172, Animal Control \$75k, Sheriff's Wages Rural Law \$400k, \$75k AB109, \$20k VW AB109 \$117k YOBS

STATE CONTROLLER  
COUNTY BUDGET ACT

COUNTY OF SIERRA  
STATE OF CALIFORNIA

FISCAL YEAR 2014-15

LIST OF ENCUMBRANCES FROM PRIOR YEAR

FUND	FUND NAME & DEPARTMENT	DESCRIPTION	AMOUNT
001	GENERAL		
		Total General Fund	<u>0</u>
031	ROAD		0
		Total Road Fund	<u>0</u>
051	HUMAN SERVICES		0
		Total Human Services	<u>0</u>
		<b>TOTAL ENCUMBRANCE</b>	<b><u>0</u></b>



**INSURANCE DISTRIBUTION**

**FISCAL YEAR 2014-15**

FUND/ DEPT	DEPARTMENT NAME	5006 DR.			DR 5106
		Workers Comp	Property	Liability	Total Property & Liability
0015010	BOARD OF SUPERVISORS	5,701.64	537.04	1,295.85	1,833
0015020	ASSESSOR	4,921.38	768.97	1,837.79	2,607
0015040	AUDITOR	2,219.30	376.29	750.13	1,126
0015050	TREASURER-TAX COLLECTOR	1,775.44	275.43	650.21	926
0015100	INSURANCE	443.86	61.89	147.39	209
0015160	ECONOMIC DEVELOPMENT	0.00	30.31	65.94	96
0015200	ELECTIONS	0.00	0.00	0.00	0
0015261	INFORMATION SERVICES	1,242.81	181.77	431.15	613
0015280	PLANT MAINTENANCE	11,061.97	7,889.22	327.82	8,217
0015370	DISTRICT ATTORNEY	1,242.81	266.03	1,279.19	1,545
0015430	CLERK-RECORDER	2,663.16	501.04	1,166.54	1,668
0015450	SHERIFF-CORONER	114,295.63	25,221.71	174,582.72	199,804
0015460	MARINE PATROL	443.86	34.61	274.04	309
0015470	OCJP DRUG GRANT	1,331.58	103.83	264.13	368
0015480	JAIL	0.00	606.15	1,318.76	1,925
0015490	PROBATION	2,780.54	385.90	1,018.62	1,405
0015510	VICTIM-WITNESS	532.63	66.99	161.04	228
0015520	BUILDING	1,775.44	263.31	632.05	895
0015550	OES	976.49	103.42	253.04	356
0015560	PLANNING	2,530.00	322.15	781.73	1,104
0015650	ANIMAL CONTROL	0.00	0.00	0.00	0
0310000	ROAD	100,406.43	8,876.04	34,397.23	43,273
0330000	AIRPORT	0.00	30.31	1,482.94	1,513
0410000	SOLID WASTE	17,135.43	843.74	12,258.94	13,103
0515610	HEALTH	7,033.51	9,121.66	10,941.58	20,063
0515670	MENTAL HEALTH	9,576.12	1,128.07	14,166.24	15,294
0515800	SOCIAL SERVICES ADMIN	30,527.28	16,837.39	17,453.41	34,291
0910000	COURTS			0.00	0
7010000	CSA #1		30.31	65.94	96
7020000	CSA #2		30.31	65.94	96
7030000	CSA #3		30.31	65.94	96
7040000	CSA #4		30.31	65.94	96
7050000	CSA #5		30.31	65.94	96
7060000	CSA #4A-5A	444	117.05	153.98	271
7070000	SIERRA BROOKS WATER		0.00		0
8530000	TRANSPORTATION COMMISSION		60.61	131.88	192
7080000	Parks	444	45.52	1,282.96	1,328
0015150				2,110	2,110
	<b>Totals</b>	<b>321,505</b>	<b>75,208</b>	<b>281,947</b>	<b>357,155</b>

**COST ALLOCATION  
FISCAL YEAR 2014-15**

<b>FUND/DEPT</b>	<b>DEPARTMENT NAME</b>	<b>2014-15</b>
0015010	BOARD OF SUPERVISORS	44,366
0015020	ASSESSOR	69,551
0015150	CONTRIBUTIONS TO OTHERS	3,747
0015160	ECON. DEVELOPMENT.	1,667
0015200	ELECTIONS	290
0015290	ENGINEER	1,744
0015360	COURTS	1,848
0015370	DISTRICT ATTORNEY	22,481
0015380	PUBLIC DEFENDER	3,013
0015390	LAW LIBRARY	187
0015400	GRAND JURY	3,436
0015430	CLERK/RECORDER	50,793
0015450	SHERIFF-CORONER	226,001
0015460	MARINE PATROL	879
0015470	OCJP DRUG GRANT	2,343
0015480	JAIL	55,707
0015490	PROBATION	28,029
0015510	VICTIM WITNESS	3,928
0015520	BUILDING	25,122
0015530	AG COMMISSIONER	917
0015550	OES	10,757
0015560	PLANNING	21,169
0015570	LAFCO	(98)
0015650	ANIMAL CONTROL	207
0015900	LIBRARY	480
0015910	FARM ADVISOR	470
0015920	MISC REBATES REFUNDS	111
0015930	TRAN	(17)
0015940	AB8 EQUALIZATION	537
0015950	PUBLIC WORKS	1,078
0310000	ROAD	128,756
0330000	AVIATION	1,058
0410000	SOLID WASTE	14,335
0515610	HEALTH	124,090
0515670	MENTAL HEALTH	106,685
0515800	WELFARE ADMIN..	23,551
055	CO TRANSPORTATION	1,154
071	FISH & GAME COMMISSION	525
077	PREDATOR CONTROL	0
201	CSA #1	844
202	CSA #2	602
203	CSA #3	981
204	CSA #4	186
205	CSA #5	779
206	CSA 4A5A	12,011
208	PARKS	(5,437)
415	CALPINE WATER	3,557
422	CEMETERY 2	299
423	CEMETERY 3	(105)
425	CEMETERY 5	1,243
823	Families First	492
853	TRANSPORTATION PLANNING	6,261
	<b>TOTAL</b>	<b>1,002,610</b>
	<b>ACTUAL CASH TO GENERAL FUND</b>	<b>423,684</b>

**AUTHORIZED & FUNDED PERMANENT POSITIONS  
FY 14/15**

001 5010 BOARD OF SUPERVISORS		001 5450 SHERIFF-CORONER		001 5560 ANIMAL CONTROL		051 HEALTH & HUMAN SERVICES	
100%	Board Member	100%	Sheriff-Coroner	0.00%	Admin Sec I		
100%	Board Member	100%	Undersheriff			100%	Acct Tech III
100%	Board Member	100%	Dep Sheriff	031 0000	ROAD	100%	Admin Sec III
100%	Board Member	100%	Dep Sheriff	50%	Dir Trans/Planning	100%	Admin Sec III
100%	Chairperson	100%	Dep Sheriff	100%	Office Manager	100%	Admin Sec III
5.00		100%	Dep Sheriff	100%	Admin Sec III	100%	Assist Dir
001 5020	ASSESSOR	100%	SERGEANT	100%	SR. Transportation Planner	100%	Behavior Int Spec
100%	Assessor	100%	Detective	100%	Acct Tech III	0%	Behavior Int Spec
100%	Appraiser II	100%	Dep Sheriff	100%	Inter. Dept. Finacial Officer	100%	Case Manager III
10%	Assessment Tech I	100%	Dep Sheriff	100%	Road Maintance Superintendent	100%	Chief Acct
100%	Chief Assessment Tech	100%	Dep Sheriff	100%	Road Manintance Supervisor	100%	Chief Acct
100%	Appraiser I	100%	Dispatcher/Jailer	0%	Road Manintance Supervisor	0%	Community Outreach Coord
4.10		100%	Dispatcher/Jailer	100%	Rd Maint Lead Worker	100%	Dir of Human Services
001 5040	AUDITOR	100%	Dispatcher/Jailer	0%	Rd Maint Lead Worker	0%	Educator Trainer Coord
50%	Auditor Controller / Treasurer Tax-Collector	100%	Dispatcher/Jailer	100%	Rd Maint Lead Worker	100%	Environmental Specialist III
0%	Acct Tech II	100%	Correctional Sergeant	100%	Ld Equip Mechanic	100%	Info Admin II
100%	Account Manager	0%	Dep Sheriff	0%	Ld Equip Mechanic	100%	Integ Caseworker Supervisor
0%	Acct Tech III	0%	Dep Sheriff	100%	Rd Maint Worker III	100%	Integ Caseworker II
100%	Chief Deputy Auditor	0%	Community Srv Officer/Animal Control	0%	Rd Maint Worker III	100%	Integ Caseworker II
2.50		0%	Dispatcher/Jailer	0%	Rd Maint Worker III	100%	Integ Caseworker I
001 5050	TREASURER/TAX COLLECTOR	16.00		100%	Rd Maint Worker III	100%	Interdept Fiscal Officer
50%	Auditor Controller / Treasurer Tax-Collector	001 5460	MARINE PATROL	100%	Rd Maint Worker III	100%	Office Assistant II(Admin Sec I)
100%	Chief Acct Tech	001 5490	PROBATION	100%	Rd Maint Worker III	100%	Office Manager
50%	Asst Treasurer/Tax Collector	100%	Chief Probation Officer	100%	Rd Maint Worker III	100%	Plant Manager
2.00		100%	Probation Officer III	0%	Rd Maint Worker I	100%	Public Health Assistant
001 5100	INSURANCE	100%	Department Specialist Probation	100%	Rd Maint Worker III Seasonal	100%	Public Health Educator II
50%	Safety Officer	100%	Probation Officer III	100%	Rd Maint Worker III Seasonal	100%	Public Health Educator II
001 5160	ECON. DEVELOPMENT.	4.00				100%	Public Health Educator II
001 5261	MIS			18.50		100%	Social Worker Supervisor
100%	Information Administrator II	001 5510	VICTIM/WITNESS			100%	Social Worker III
40%	Assessment Tech I	60%	V-W Program Coordinator II	041 6040	SW Operations	100%	Social Worker III
1.40				80%	Rd Maint Worker I	100%	Sr. Public Health Nurse
001 5280	PLANT MAINTENANCE	001 5520	BUILDING	041 6050	S/W ADMIN	100%	Sr. Substance Abuse Counselor
50%	Plant Mgr	100%	Sect. III	50%	Fee Admin	31.00	
0%	Custodian II	100%	Sr. Bldg Inspector				
75%	Plant Maint.	2.00					
5%	Director Transportation & Planning	001 5550	OES				
1.30		10%	Director				
001 5370	DISTRICT ATTORNEY	50%	OES Coordinator II	707 0000	SIERRA BROOKS		
100%	Dist Attorney	50%	Adm Sec III	50%	Water/Service Facility Operator II		
40%	Adm Sec III	1.10					
1.40		001 5560	PLANNING				
001 5430	CLERK/RECORDER	35%	Dir Trans/Planning				
100%	Clerk/Recorder	50%	Adm Sec III	708 0000	PARKS & RECREATION		
100%	Dep Clerk Recorder III	100%	Sr. Planner	25%	Plant Maint. III		
100%	Dep Clerk Recorder III	100%	Planner III				
3.00		2.85					
	EFTs Gen Fund	47.75		Total County Employees		98.50	

**History of Approved Staffing Pattern**

	2008/09	2009/10	2010/11	2011/12	2012/13	2013/2014
General Fund	53.5	51.5	53	51.7	48.2	47.75
Road	24.8	24.8	22.6	23.6	20.6	18.50
Health and Human Svc	41.2	41.2	41.31	39.72	34.72	31
Other	1.3	1.3	1.3	1.3	1.3	1
	120.8	118.8	118.21	116.32	104.82	98

	Other Funding Source	Unranked	General Fund Ranking #2	Move to Budget	Ranking #1	Road Fund	Road Fund to Budget	Health Human Fund	Other	SW	Parks
<b>General Fund Surplus</b>											
or Funding Available											
<b>One Time Service &amp; Supply Increases</b>											
Planning	Housing Plan			10,000							
<b>Fixed Assets</b>											
Sheriff	Sally Port Enclosed	Realignment	300,000								
Sheriff	1 Autos		50,000	50,000							
Transportation	Vehicles New					30,000					
	Vehicles Used					20,000					
<b>Base Line Budget - Services &amp; Supplies Increase</b>											
Assessor	Office costs		2,500								
IS	Maintenance of system		31,113	31,113							
	Chamber		3,520	2,700							
	E. Chamber		6,450	720							
<b>New Positions</b>											
Auditor	Account Clerk 1 thru 3		56,823								
Sheriff	2 Corrections Officers		130,000								
<b>Promotions Not before January 2015</b>											
Sheriff	4 Dept 2's to 3's	3 Correction 1's to 2's	26,630	18,428							
Probation	Probation Off. III to Sr.	<b>SB 678</b>		978							
Assessor	Assessment Tech	The 3 to Chief Deputy Assessment Tech	2,506	3,684							
Clerk	2 Clerk 3's to Chief Clerks & Appraiser II to III		3,672	2,222							
Road	Road Wrk III to Lead Road Wrk II to III & Acct Clerk II to III					6,780	6,475				
TTC	Acct. Clerk III to Chief Acct Clerk		2,222	1,111							
	COLA			33,910				11,727	19,400		
	<b>Total Requested</b>	<b>0</b>	<b>615,436</b>	<b>0</b>	<b>154,866</b>	<b>0</b>	<b>56,780</b>	<b>18,202</b>	<b>19,400</b>	<b>0</b>	<b>0</b>

**DEPARTMENT MANAGERS SALARY TABLE**

**FISCAL YEAR 2014-15**

<b>TITLE</b>		<b>1.00 BASE</b>	<b>After 5 Years L 1</b>	<b>After 10 Years L 2</b>	<b>After 15 Years L 3</b>	<b>After 20 Years L 4</b>	<b>After 25 Years L 5</b>	<b>After 30 Years L 6</b>
E Assessor	Month	7,017.00	7,367.85	7,736.24	8,123.05	8,529.21	8,955.67	9,403.45
E Auditor Controller/Treasurer-Tax Colle	Month	8,434.00	8,855.70	9,298.49	9,763.41	10,251.58	10,764.16	11,302.37
A Chief Probation Officer	Month	7,017.00	7,367.85	7,736.24	8,123.05	8,529.21	8,955.67	9,403.45
E Clerk-Recorder	Month	7,017.00	7,367.85	7,736.24	8,123.05	8,529.21	8,955.67	9,403.45
E District Attorney	Month	8,434.00	8,855.70	9,298.49	9,763.41	10,251.58	10,764.16	11,302.37
A Health and Human Services Director	Month	8,434.00	8,855.70	9,298.49	9,763.41	10,251.58	10,764.16	11,302.37
E Sheriff-Coroner	Month	8,434.00	8,855.70	9,298.49	9,763.41	10,251.58	10,764.16	11,302.37
A Transportation and Planning Director	Month	8,434.00	8,855.70	9,298.49	9,763.41	10,251.58	10,764.16	11,302.37

		1.00						
<b>E County Supervisors</b>		<b>BASE</b>	<b>After 5 Years L 1</b>	<b>After 10 Years L 2</b>	<b>After 15 Years L 3</b>	<b>After 20 Years L 4</b>	<b>After 25 Years L 5</b>	<b>After 30 Years L 6</b>
Board Chairperson	Month +	2,337.40	2,454.27	2,576.98	2,705.83	2,841.12	2,983.18	3,132.34
Supervisor	Month *	2,237.40	2,349.27	2,466.73	2,590.07	2,719.57	2,855.55	2,998.33
		12.91	13.55	14.23	14.94	15.69	16.47	17.30

E Elected Official  
A Appointed Official

+ \$100 Added while Board Chairperson

**NON ELECTED / NON DEPARTMENT HEAD  
MANAGEMENT UNIT - At Will & Exempt  
FISCAL YEAR 2014-15**

INCREASE	1.00000					After	After	After	After	Undersheriff Memo only 20yr with 2 posts
	STEP A	STEP B	STEP C	STEP D	STEP E	5 Years L 1	10 Years L 2	15 Years L 3	20 Years L 4	
MONTH	5,200.00	5,460.00	5,733.00	6,019.65	6,320.63	6,636.66	6,968.50	7,316.92	7,682.77	8,066.91
HOUR	30.0000	31.5000	33.0750	34.7288	36.4652	38.2884	40.2029	42.2130	44.3237	46.5398
	62,400.00	65,520.00	68,796.00	72,235.80	75,847.59	79,639.97	83,621.97	87,803.07	92,193.22	

**Positions in the Mid-Management Unit**

- Assistant District Attorney
- Assistant Director Health and Human Service
- Chief Deputy Auditor
- Deputy Director of Planning and Building
- Deputy Director of Transportation - Administration
- Deputy Director of Transportation - Operations
- Undersheriff

**TOPOGRAPHY A**

**FISCAL YEAR 2014-15**

<b>INCREASE PER MOU</b>		<b>1.00000</b>					<b>After 5 Years L 1</b>	<b>After 10 Years L 2</b>	<b>After 15 Years L 3</b>	<b>After 20 Years L 4</b>
<b>CLASS</b>		<b>STEP A</b>	<b>STEP B</b>	<b>STEP C</b>	<b>STEP D</b>	<b>STEP E</b>				
<b>12</b>	Month	2,324.66	2,440.89	2,562.94	2,691.07	2,825.64	2,966.91	3,115.25	3,271.02	3,434.57
	Hour	13.4115	14.0821	14.7862	15.5254	16.3017	17.1168	17.9726	18.8712	19.8148
<b>16</b>	Month	2,648.50	2,780.93	2,919.98	3,065.97	3,219.27	3,380.23	3,549.24	3,726.71	3,913.04
	Hour	15.2798	16.0438	16.8461	17.6883	18.5727	19.5013	20.4764	21.5002	22.5752
<b>20</b>	Month	2,851.79	2,994.37	3,144.11	3,301.31	3,466.37	3,639.70	3,821.68	4,012.77	4,213.40
	Hour	16.4526	17.2752	18.1391	19.0460	19.9983	20.9983	22.0482	23.1506	24.3081
<b>24</b>	Month	3,124.36	3,280.59	3,444.62	3,616.85	3,797.68	3,987.57	4,186.94	4,396.30	4,616.11
	Hour	18.0252	18.9265	19.8728	20.8664	21.9097	23.0052	24.1554	25.3633	26.6314
<b>28</b>	Month	3,379.31	3,548.28	3,725.70	3,911.98	4,107.57	4,312.95	4,528.60	4,755.04	4,992.78
	Hour	19.4960	20.4709	21.4944	22.5691	23.6975	24.8824	26.1265	27.4329	28.8045
<b>30</b>	Month	3,395.80	3,565.60	3,743.88	3,931.07	4,127.61	4,334.00	4,550.70	4,778.24	5,017.15
	Hour	19.5911	20.5707	21.5993	22.6793	23.8132	25.0039	26.2541	27.5668	28.9451
<b>32</b>	Month	3,570.89	3,749.42	3,936.90	4,133.75	4,340.42	4,557.45	4,785.32	5,024.59	5,275.81
	Hour	20.6013	21.6313	22.7129	23.8485	25.0409	26.2930	27.6076	28.9880	30.4374
<b>35</b>	Month	3,770.01	3,958.52	4,156.44	4,364.25	4,582.47	4,811.59	5,052.17	5,304.79	5,570.03
	Hour	21.7500	22.8376	23.9795	25.1784	26.4373	27.7592	29.1471	30.6045	32.1348
<b>39</b>	Month	4,077.63	4,281.52	4,495.59	4,720.37	4,956.38	5,204.20	5,464.41	5,737.64	6,024.51
	Hour	23.5248	24.7011	25.9361	27.2329	28.5945	30.0242	31.5254	33.1018	34.7568
<b>41</b>	Month	4,251.45	4,464.02	4,687.23	4,921.59	5,167.66	5,426.06	5,697.36	5,982.23	6,281.34
	Hour	24.5276	25.7540	27.0417	28.3938	29.8134	31.3042	32.8694	34.5129	36.2385
<b>45</b>	Month	4,598.35	4,828.27	5,069.69	5,323.18	5,589.33	5,868.80	6,162.24	6,470.36	6,793.87
	Hour	26.5290	27.8554	29.2482	30.7106	32.2461	33.8585	35.5514	37.3290	39.1954

**PARITY CLASSES IN TOPOGRAPHY A**

<b>Class 12</b>		Integrated Case Wkr 1			
<b>Class 16</b>	Engineering Tech 1 Transportation Planner 1 Substance Abuse Cnslr 1	Building Inspector 1 Planner 1 Integrated Case Wkr 2	OES Coordinator 1 Safety Officer 1 Case Manager 1	Appraiser 1 Accountant 1	Victim-Witness Coordinator 1 Welfare Fraud Investigator 2 Social Worker 1 Probation Officer 1
<b>Class 20</b>					
<b>Class 24</b>	Engineering Tech 2 Transportation Planner 2 Info Systems Tech	Building Inspector 2 Planner 2 Integrated Case Wkr 3	OES Coordinator 2 Safety Officer 2 Substance Abuse Counselor 2	Appraiser 2 Accountant 2	Victim-Witness Coordinator 2 Case Manager 2 Social Worker 2
<b>Class 28</b>					Probation Officer 2
<b>Class 30</b>	Engineering Tech 3 Transportation Planner 3 Info Systems Admin	Building Inspector 3 Planner 3	OES Coordinator 3 Safety Officer 3 Mental Health Counselor	Appraiser 3 Accountant 3 Sub Abuse Counselor 3	Victim-Witness Coordinator 3 Social Worker 3 Public Health Educator
<b>Class 32</b>	Behavior Intervention Specialist Public Health Nurse 1		Eligibility Supervisor	Accounting Manager	Probation Officer 3
<b>Class 35</b>	Sr Engineering Tech Sr Transportation Planner Info Syst Asst MNGR Behavior Health Co-ordinator	Sr Building Inspector Sr Planner Mental Health Clr 2	Sr Risk Manager-Safety Officer Public Health Nurse 2 Integrated Caseworker Supv Educator Trainer Coordinator	Appraiser 4 Asst Assess Admin Interdepartmental Fiscal Officer Asst Treas-Tax Coll	Asst Clerk-Recorder Office Manager Social Wrk Supv 1
<b>Class 39</b>		Mental Health Clr 3	Environmental Health Specialist 3		Sr. Probation Officer
<b>Class 41</b>	Asst Engineer Sr Mental Health Counselor	Sr Sub Abuse Cnslr Sr Accountant	Ed Trainer Coordinator Lic Sr Public Health Nurse	Sr Appraiser	Dep Dir Social Services Social Wrk Supv 2
<b>Class 45</b>		Suprv Mental Health Counselor			Asst. Dep Chief Probation Officer



**TOPOGRAPH B  
FISCAL YEAR 2014-15**

<b>INCREASE</b>		1.00000								
<b>CLASS</b>		<b>STEP A</b>	<b>STEP B</b>	<b>STEP C</b>	<b>STEP D</b>	<b>STEP E</b>	<b>After 5 Years L 1</b>	<b>After 10 Years L 2</b>	<b>After 15 Years L 3</b>	<b>After 20 Years L 4</b>
<b>8</b>	MONTH	2,081.12	2,185.18	2,294.43	2,409.15	2,529.61	2,656.08	2,788.89	2,928.33	3,074.75
	HOUR	12.0065	12.6068	13.2371	13.8989	14.5939	15.3236	16.0897	16.8942	17.7389
<b>12</b>	MONTH	2,324.66	2,440.89	2,562.94	2,691.08	2,825.64	2,966.92	3,115.26	3,271.02	3,434.57
	HOUR	13.4115	14.0821	14.7862	15.5255	16.3018	17.1169	17.9726	18.8713	19.8148
<b>15</b>	MONTH	2,569.18	2,697.64	2,832.53	2,974.15	3,122.85	3,279.00	3,442.95	3,615.09	3,795.85
	HOUR	14.8222	15.5633	16.3415	17.1585	18.0165	18.9173	19.8632	20.8563	21.8991
<b>19</b>	MONTH	2,814.74	2,955.49	3,103.26	3,258.42	3,421.34	3,592.40	3,772.02	3,960.63	4,158.66
	HOUR	16.2389	17.0509	17.9034	18.7986	19.7385	20.7254	21.7617	22.8498	23.9922

**PARITY CLASSES**

<b>Class 8</b>	Account Tech 1 Assessment Tech 1	Dep Clerk-Recorder 1 Permit Tech 1	Victim-Witness Adv 1	Eligibility Wkr 1	Sub Abuse Prev Tech 1
<b>Class 12</b>	Account Tech 2 Assessment Tech 2	Dep Clerk-Recorder 2 Parent Partner	Victim-Witness Adv 2 Per Mentor	Eligibility Wkr 2 Integrated Case Wkr 1	Sub Abuse Prev Tech 2 Permit Tech 2
<b>Class 15</b>	Account Tech 3 Assessment Tech 3	Dep Clerk-Recorder 3 Permit Tech 3	Victim-Witness Adv 3	Eligibility Wkr 3 Integrated Case Wkr 2	Sub Abuse Prev Tech 3
<b>Class 19</b>	Chief Account Tech Chief Assessment Tech	Chief Clerk-recorder Dept. Specialist-Probation/Court	Department Specialist	BT/Public Health Assist. Integrated Case Wkr 3	

TOPOGRAPH C  
FISCAL YEAR 2014-15

INCREASE 1.00000

CLASS	STEP A	STEP B	STEP C	STEP D	STEP E	After	After	After	After	PARITY CLASSES
						5 Years L1	10 Years L2	15 Years L3	20 Years L4	
1 MONTH HOUR	1,386.67 8.0000	1,456.01 8.4001	1,528.81 8.8201	1,605.24 9.2610	1,685.51 9.7241	1,769.79 10.2103	1,858.28 10.7208	1,951.19 11.2569	2,048.75 11.8197	Class 1 Govt Svc Wkr
4 MONTH HOUR	1,744.00 10.0615	1,831.20 10.5646	1,922.76 11.0928	2,018.89 11.6474	2,119.83 12.2298	2,225.83 12.8414	2,337.13 13.4834	2,453.97 14.1575	2,576.68 14.8655	Class 4 Off Asst Driver
8 MONTH HOUR	2,081.12 12.0065	2,185.18 12.6068	2,294.43 13.2371	2,409.15 13.8989	2,529.61 14.5939	2,656.08 15.3236	2,788.89 16.0897	2,928.33 16.8942	3,074.75 17.7389	Class 8 Adm Sec I Cadastral Delineator I
12 MONTH HOUR	2,324.66 13.4115	2,440.89 14.0821	2,562.94 14.7862	2,691.08 15.5255	2,825.64 16.3018	2,966.92 17.1169	3,115.26 17.9726	3,271.02 18.8713	3,434.57 19.8148	Class 12 Adm Sec II Cadastral Delineator II Welfare Fraud Investigator I
15 MONTH HOUR	2,569.19 14.8223	2,697.64 15.5633	2,832.54 16.3416	2,974.16 17.1586	3,122.87 18.0165	3,279.02 18.9174	3,442.97 19.8633	3,615.12 20.8565	3,795.87 21.8992	Class 15 Adm Sec III Cadastral Delineator III Welfare Fraud Investigator II
19 MONTH	2,814.74 16.2389	2,955.49 17.0509	3,103.26 17.9034	3,258.42 18.7986	3,421.34 19.7385	3,592.40 20.7254	3,772.02 21.7617	3,960.63 22.8498	4,158.66 23.9922	Class 19 Department Specialist Welfare Fraud Investigator III

TOPOGRAPH D  
FISCAL YEAR 2014-15

INCREASE 1.00000

<u>CLASS</u>	<u>STEP A</u>	<u>STEP B</u>	<u>STEP C</u>	<u>STEP D</u>	<u>STEP E</u>	After 5 Years <u>L 1</u>	After 10 Years <u>L 2</u>	After 15 Years <u>L 3</u>	After 20 Years <u>L 4</u>
6 MONTH HOUR	1,900.95 10.9670	1,995.99 11.5154	2,095.79 12.0911	2,200.57 12.6956	2,310.60 13.3304	2,426.14 13.9970	2,547.45 14.6968	2,674.81 15.4316	2,808.56 16.2033
11 MONTH HOUR	2,268.42 13.0870	2,381.84 13.7414	2,500.93 14.4285	2,625.97 15.1498	2,757.28 15.9074	2,895.13 16.7027	3,039.89 17.5378	3,191.88 18.4147	3,351.48 19.3355
14 MONTH HOUR	2,533.87 14.6185	2,660.57 15.3494	2,793.59 16.1169	2,933.27 16.9227	3,079.94 17.7689	3,233.93 18.6573	3,395.62 19.5901	3,565.40 20.5696	3,743.67 21.5981
18 MONTH HOUR	2,800.43 16.1563	2,940.44 16.9641	3,087.48 17.8124	3,241.84 18.7029	3,403.94 19.6381	3,574.14 20.6200	3,752.85 21.6511	3,940.49 22.7336	4,137.51 23.8702
23 MONTH HOUR	3,068.06 17.7004	3,221.47 18.5854	3,382.55 19.5147	3,551.68 20.4904	3,729.25 21.5149	3,915.71 22.5906	4,111.50 23.7202	4,317.08 24.9062	4,532.93 26.1515
27 MONTH HOUR	3,334.61 19.2382	3,501.36 20.2001	3,676.42 21.2101	3,860.24 22.2706	4,053.25 23.3841	4,255.92 24.5534	4,468.71 25.7810	4,692.15 27.0701	4,926.76 28.4236
34 MONTH HOUR	3,702.08 21.3581	3,887.19 22.4261	4,081.55 23.5474	4,285.62 24.7247	4,499.90 25.9610	4,724.89 27.2590	4,961.14 28.6220	5,209.21 30.0531	5,469.67 31.5558
39 MONTH HOUR	4,077.63 23.5248	4,281.52 24.7011	4,495.60 25.9361	4,720.37 27.2329	4,956.39 28.5945	5,204.21 30.0243	5,464.42 31.5255	5,737.65 33.1018	6,024.53 34.7569

## PARITY CLASSES

Class 6	Assist. Mech	Laborer	Custodian I	Solid Waste Attendant	
Class 11	Equip Mech I	Rd Maint Wkr I	Custodian II	Plant Maint I	Water/Service Area Fac Oper I
Class 14	Equip Mech II	Rd Maint Wkr II		Plant Maint II	Water/Service Area Fac Oper II
Class 18	Equip Mech III	Rd Maint Wkr III		Plant Maint III	Water/Service Area Fac Oper III
Class 23			Plant Mgr		
Class 27	Lead Equip Mech	Lead Rd Wkr			
Class 34	Rd Maint Superv	Equipment Shop Supervisor			
Class 39	Road Superintendent				

DEPUTY/DISPATCHER/JAILER  
PAY TABLE

		***NOTE: Add additional 2.5% for each Post incentive (@ Maximum 5%)										
		1.00 Deputies						After	After	After	After	memo
		1.00 Dispatchers						5 Years	10 Years	15 Years	20 Years	only
DESCRIPTION		STEP A	STEP B	STEP C	STEP D	STEP E	L 1	L 2	L 3	L 4	(L 4 PP)	
DISP/JAILER I	MONTH	2,792.37	2,931.99	3,078.59	3,232.52	3,394.14	3,563.85	3,742.04	3,929.15	4,125.60		
	HOUR	16.1098	16.9153	17.7611	18.6491	19.5816	20.5607	21.5887	22.6681	23.8016		
DISP/JAILER II	MONTH	2,970.41	3,118.93	3,274.88	3,438.62	3,610.55	3,791.08	3,980.63	4,179.67	4,388.65		
	HOUR	17.1370	17.9938	18.8935	19.8382	20.8301	21.8716	22.9652	24.1135	25.3191		
DISP/JAILER III	MONTH	3,208.19	3,368.60	3,537.03	3,713.88	3,899.57	4,094.55	4,299.28	4,514.25	4,739.96		
	HOUR	18.5088	19.4342	20.4059	21.4262	22.4975	23.6224	24.8035	26.0437	27.3459		
Correctional Sargent	MONTH	3,490.94	3,665.49	3,848.76	4,041.20	4,243.26	4,455.42	4,678.19	4,912.10	5,157.71		
	HOUR	20.1400	21.1470	22.2044	23.3146	24.4803	25.7044	26.9896	28.3391	29.7560		
DEP SHERIFF I	MONTH	3,325.62	3,491.90	3,666.50	3,849.82	4,042.31	4,244.43	4,456.65	4,679.48	4,913.46	5,159.13	
	HOUR	19.1863	20.1456	21.1529	22.2105	23.3210	24.4871	25.7114	26.9970	28.3469	29.7642	
DEP SHERIFF II	MONTH	3,521.57	3,697.65	3,882.53	4,076.66	4,280.49	4,494.51	4,719.24	4,955.20	5,202.96	5,463.11	
	HOUR	20.3168	21.3326	22.3992	23.5192	24.6951	25.9299	27.2264	28.5877	30.0171	31.5179	
DEP SHERIFF III	MONTH	3,805.52	3,995.80	4,195.59	4,405.37	4,625.63	4,856.92	5,099.76	5,354.75	5,622.49	5,903.61	
	HOUR	21.9549	23.0527	24.2053	25.4156	26.6863	28.0207	29.4217	30.8928	32.4374	34.0593	
CHIEF CIVIL DEP	MONTH	3,917.92	4,113.82	4,319.51	4,535.48	4,762.26	5,000.37	5,250.39	5,512.91	5,788.55	6,077.98	
	HOUR	22.6034	23.7336	24.9202	26.1662	27.4746	28.8483	30.2907	31.8052	33.3955	35.0653	
SHERIFF CRPL	MONTH	3,960.80	4,158.84	4,366.78	4,585.12	4,814.38	5,055.10	5,307.85	5,573.24	5,851.91	6,144.50	
	HOUR	22.8508	23.9933	25.1930	26.4526	27.7753	29.1640	30.6222	32.1533	33.7610	35.4490	
SHERIFF SGT	MONTH	4,184.05	4,393.25	4,612.92	4,843.56	5,085.74	5,340.03	5,607.03	5,887.38	6,181.75	6,490.83	
	HOUR	24.1388	25.3457	26.6130	27.9436	29.3408	30.8078	32.3482	33.9656	35.6639	37.4471	
SHERIFF LT	MONTH	4,405.70	4,625.99	4,857.28	5,100.15	5,355.16	5,622.91	5,904.06	6,199.26	6,509.23	6,834.69	
	HOUR	25.4175	26.6884	28.0228	29.4239	30.8951	32.4399	34.0619	35.7650	37.5532	39.4309	
Community Service	MONTH	3,325.62	3,491.90	3,666.50	3,849.82	4,042.31	4,244.43	4,456.65	4,679.48	4,913.46		
	HOUR	19.1863	20.1456	21.1529	22.2105	23.3210	24.4871	25.7114	26.9970	28.3469		

BENEFITS  
FISCAL YEAR 2014-15

COUNTY'S SHARE OF HEALTH INSURANCE

	Employees		Board		Management		HAS	
Employee + more	12,240.00	1,020.00	22,375.00	1,864.58	12,240.00	1,020.00	12,240.00	1,020.00
Employee + 1	12,240.00	1,020.00	16,859.89	1,404.99	12,240.00	1,020.00	12,240.00	1,020.00
SINGLE	8,538.36	711.53	8,538.36	711.53	8,538.36	711.53	12,240.00	1,020.00
PAY BACK NO COVERAGE	6,120.00	510.00	6,120.00	510.00	6,120.00	510.00	6,120.00	510.00
PAY BACK/PARTIAL COVERAGE	6,120.00	510.00	6,120.00	510.00	6,120.00	510.00	6,120.00	510.00

LIFE INSURANCE

MANAGEMENT	228.00
STAFF	228.00

		Old System		New System	
PERS COUNTY	MISC	16.6910%	15.6850%	6.2500%	
	SAFETY	35.7720%	32.6750%	11.5000%	
PERS EMPLOYEE	MISC	8.0000%		6.250%	
PERS EMPLOYEE	SAFETY	9.0000%		11.50%	

FICA	0.06200
MEDICARE	0.01450
SUI & SUI ED	434.00

UNIFORM ALLOWANCE

DEPUTY	700.00
DISPATCHER/JAILERS	625.00

**Cost of Health Plans - Medical, Dental and Vision**

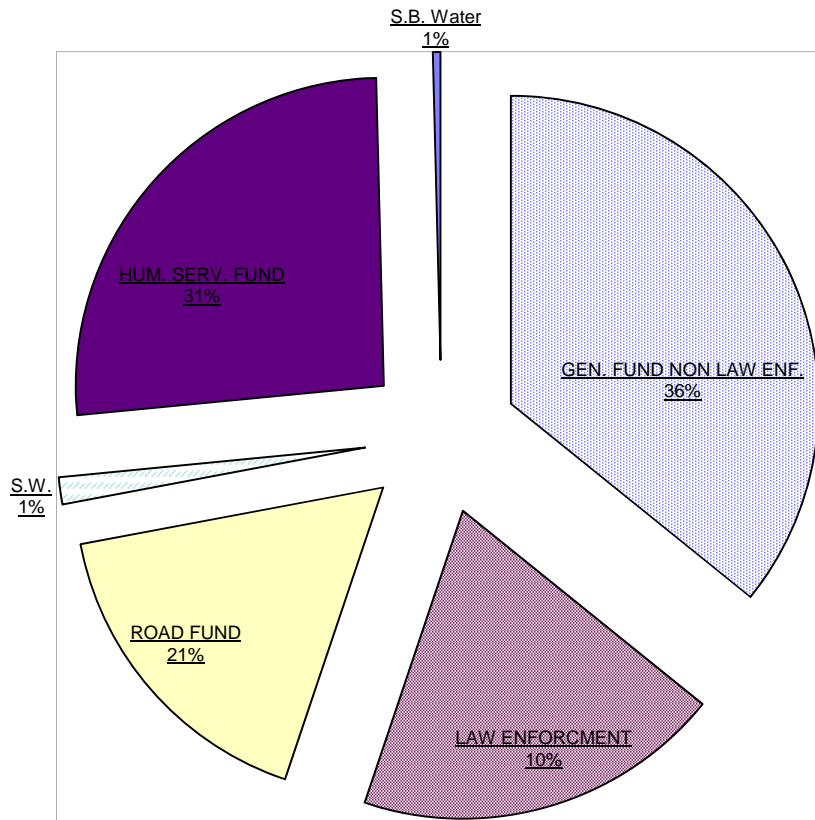
	Gold		Silver		EPO		HAS	
	Year	Month	Year	Month	Year	Month	Year	Month
Employee + more	22,375.08	1,864.59	16,714.20	1,392.85	26,923.56	2,243.63	19,272.72	1,606.06
Employee + 1	16,859.88	1,404.99	12,509.16	1,042.43	20,345.40	1,695.45	14,474.40	1,206.20
SINGLE	8,538.36	711.53	6,363.00	530.25	10,281.12	856.76	7,339.44	611.62
PAY BACK NO COVERAGE	6,120.00	510.00	6,120.00	510.00	6,120.00	510.00	6,120.00	510.00
PAY BACK/PARTIAL COVERAGE	6,120.00	510.00	6,120.00	510.00	6,120.00	510.00	6,120.00	510.00

**PAYROLL BY FUND**  
**SIERRA COUNTY**

	ACTUAL 2011-12	ACTUAL 2012-13	ACTUAL 2013-14	PRELIMINARY BUDGET 2014-15	FINAL BUDGET 2014-15	
5000 Regular Salaries	1,798,682	1,777,326	1,575,213	1,713,447	1,712,641	
5001 Extra Help	50,663	10,511	1,990	0	0	
5002 Overtime	1,049	947	1,430	10,000	10,000	
5007 Benefits	1,871,032	1,955,722	1,803,577	2,040,384	1,932,199	
<b>TOTAL GENERAL FUND NON LAW ENFORCEMENT</b>	<b>3,721,427</b>	<b>3,744,506</b>	<b>3,382,209</b>	<b>3,763,831</b>	<b>3,654,840</b>	Of Gen Fund <u>38.77%</u>
5000 Regular Salaries	968,902	926,104	897,706	1,049,378	1,021,560	
5001 Extra Help	88,886	37,456	23,731	62,030	62,030	
5002 Overtime	107,607	113,142	100,771	88,544	86,669	
5003 Uniform Allowance	56,443	34,337	30,369	12,541	11,991	
5007 Benefits	772,891	764,412	684,985	829,075	793,790	
<b>TOTAL LAW ENFORCEMENT IN GEN FUND</b>	<b>1,994,728</b>	<b>1,875,449</b>	<b>1,737,563</b>	<b>2,041,567</b>	<b>1,976,041</b>	Of Gen Fund <u>20.96%</u>
5000 Regular Salaries	2,767,584	2,703,430	2,472,919	2,762,825	2,734,202	
5001 Extra Help	139,549	47,967	25,721	62,030	62,030	
5002 Overtime	108,655	114,088	102,200	98,544	96,669	
5007 Benefits	1,927,475	1,990,058	1,833,946	2,052,925	1,944,190	
5003 Uniform Allowance	10,554	9,999	9,800	12,891	12,341	
<b>GENERAL FUND PAYROLL TOTAL PAYROLL</b>	<b>4,953,818</b>	<b>4,865,543</b>	<b>4,444,587</b>	<b>4,989,215</b>	<b>4,849,431</b>	<u>59.74%</u>
5000 Regular Salaries	1,017,598	938,255	863,006	906,516	916,481	
5001 Extra Help	21,059	2,624	5,310	3,417	3,417	
5002 Overtime	9,382	13,274	7,643	13,120	13,120	
5007 Benefits	799,089	799,222	734,224	784,647	789,759	
<b>ROAD FUND PAYROLL</b>	<b>1,847,128</b>	<b>1,753,375</b>	<b>1,610,183</b>	<b>1,707,700</b>	<b>1,722,777</b>	<u>18.28%</u>
5000 Regular Salaries	44,962	48,947	37,368	58,231	58,231	
5001 Extra Help	34,255	37,292	28,470	38,023	38,023	
5002 Overtime	0	0	29,838	0	0	
5007 Benefits	43,154	31,676	29,838	49,471	49,471	
<b>SOLID WASTE FUND PAYROLL</b>	<b>122,371</b>	<b>117,915</b>	<b>125,514</b>	<b>145,725</b>	<b>145,725</b>	<u>1.55%</u>
5000 Regular Salaries	2,266,604	1,525,819	1,384,262	1,545,203	1,545,723	
5001 Extra Help	192,536	92,856	67,280	79,108	79,108	
5002 Overtime	8,276	127	0	14,200	13,680	
5007 Benefits	1,446,587	1,012,851	928,085	1,030,109	1,030,109	
<b>HUMAN SERVICES FUND PAYROLL</b>	<b>3,914,003</b>	<b>2,631,653</b>	<b>2,379,627</b>	<b>2,668,619</b>	<b>2,668,619</b>	<u>28.31%</u>
5000 Regular Salaries	17,078	17,820	18,053	0	0	
5001 Extra Help	0	0	0	17,735	17,735	
5002 Overtime	0	0	0	5,000	5,000	
5007 Benefits	9,009	7,766	8,990	16,719	16,719	
<b>SIERRA BROOKS WATER PAYROLL</b>	<b>26,087</b>	<b>25,586</b>	<b>27,043</b>	<b>39,454</b>	<b>39,454</b>	<u>0.42%</u>
5000 Regular Salaries	6,113,826	5,234,271	4,775,608	5,272,775	5,254,636	
5001 Extra Help	387,400	180,739	126,781	200,313	200,313	
5002 Overtime	126,313	127,489	139,680	130,864	128,469	
5007 Benefits	4,225,314	3,841,573	3,535,083	3,933,870	3,830,247	
5003 Uniform Allowance	10,554	9,999	9,800	12,891	12,341	
<b>TOTAL COUNTY PAYROLL</b>	<b>10,863,406</b>	<b>9,394,071</b>	<b>8,586,953</b>	<b>9,550,713</b>	<b>9,426,007</b>	108%



COUNTY BUDGETED PAYROLL



**SIERRA COUNTY**

**BOARD CONTROLLED DISCRETIONARY FUNDS  
CURRENT YEAR REVENUES AND PRIOR YEAR UNEXPENDED FUNDS  
FY 2013-14**

**TOTAL BUDGETED EXPENDITURES** 24,399,342

LESS MANDATED COSTS IN OTHER FUNDS:

ROAD	6,053,264
AVIATION	10,000
ENTERPRISE- S.W. Transportation	1,194,859
OTHER SPECIAL REVENUE FUNDS	2,400,183
FISH & GAME	2,062
CAPITAL PROJECTS	0
PREDATOR CONTROL	501
HUMAN SERVICES - Funds	<u>6,011,505</u>

OTHER FUNDS 15,672,373

LESS MANDATED COSTS IN GENERAL FUND:

COURT	99,092
STATE AND FEDERAL AID	986,238

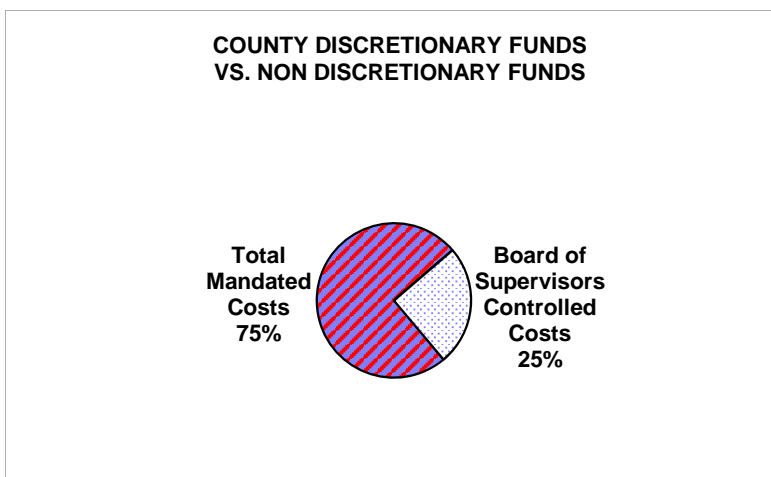
HEALTH	0
ROAD	0
OTHER LAW ENFORCEMENT	1,449,174
MARINE PATROL	<u>51,983</u>

2,586,487

TOTAL MANDATED FUNDS 18,258,860 74.83%

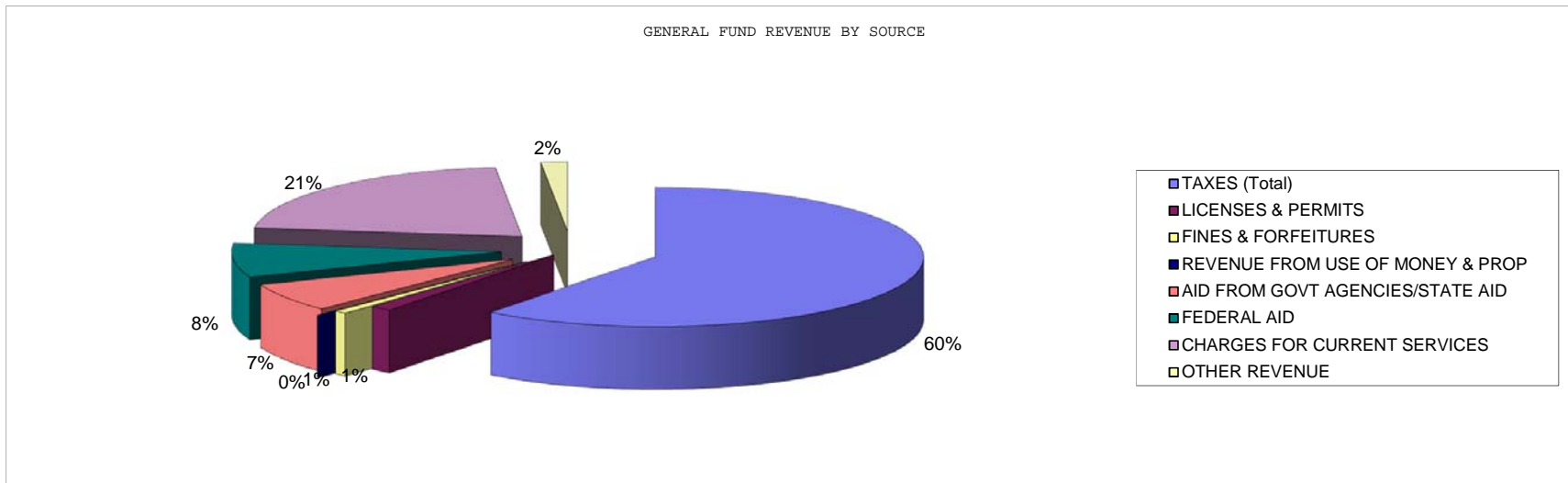
**Board of Supervisors Controlled Costs** 6,140,482 25.17%

(control over this spending is local, not state or federal)



**COUNTY OF SIERRA  
2013-14 BUDGETED REVENUE FOR GENERAL FUND**

<u>TAXES</u>		
Prop Taxes	2,997,172	
Penalties & Interest	120,000	
Other Taxes	47,000	
Sales & Use Tax	100,000	
Redemption Fess	3,500	
Transient Occupancy Tax (TOT)	<u>350,000</u>	
<b>TAXES (Total)</b>	<b>3,617,672</b>	<b>49.20%</b>
<u>LICENSES &amp; PERMITS</u>	<b>77,300</b>	<b>1.05%</b>
<u>FINES &amp; FORFEITURES</u>	<b>46,000</b>	<b>0.63%</b>
<u>REVENUE FROM USE OF MONEY &amp; PROP</u>	<b>30</b>	<b>0.00%</b>
<u>AID FROM GOVT AGENCIES/STATE AID</u>	<b>394,772</b>	<b>5.37%</b>
<u>FEDERAL AID</u>	<b>472,966</b>	<b>6.43%</b>
<u>CHARGES FOR CURRENT SERVICES</u>	<b>1,284,310</b>	<b>17.47%</b>
<u>OTHER REVENUE</u>	<b>95,101</b>	<b>1.29%</b>
Transferes	<u>1,364,105</u>	
<b>Grand Total</b>	<b><u>7,352,256</u></b>	



BOARD OF SUPERVISORS  
COUNTY OF SIERRA  
STATE OF CALIFORNIA

RESOLUTION NO. 2014- 083

IN THE MATTER OF ADOPTING THE FINAL BUDGET FOR THE COUNTY OF SIERRA  
& SPECIAL REVENUE FUNDS FOR THE 2014-15 FISCAL YEAR

BE IT RESOLVED THAT:

1. The Final budget for the County of Sierra and Special revenue funds for the 2014-15 fiscal year is hereby approved in the form of the attached Exhibit A.
2. The fixed assets specifically listed in the Budget are approved and expenditures for such fixed assets are hereby authorized for the departments to purchase and the Auditor to pay.
3. The expenditures specifically line itemed in the budget including the special revenue funds are hereby authorized for the departments to purchase and the Auditor to pay.
4. The auditor is authorized to move budgeted funds within a Fund as needed.

Adopted by the Board of Supervisors of the County of Sierra on the 16<sup>th</sup> day of September, 2014,  
by the following vote:

AYES: Supervisors Adams, Huebner, Beard, Schlefstein, Roen


NOES: None


ABSENT: None

ABSTAINED: None


APPROVED AS TO FORM:

COUNTY OF SIERRA

  
James A. Curtis  
County Counsel

  
Paul Roen  
Chairperson, Board of Supervisors

ATTEST:

  
Heather Foster  
Clerk of the Board

BOARD OF SUPERVISORS  
COUNTY OF SIERRA  
STATE OF CALIFORNIA

RESOLUTION NO. CSA 2014-003

IN THE MATTER OF ADOPTING THE FINAL COUNTY SERVICE AREA 1,2,3,4,5, 4A5A  
& SIERRA BROOKS WATER, 2014-15 FISCAL YEAR

BE IT RESOLVED THAT:

1. The Final budget for the County Service Areas 1, 2, 3, 4, 5, 4A5A & Sierra Brooks Water for the 2014-15 fiscal years is hereby approved in the form of the attached Exhibit A.
2. The fixed assets specifically listed in the Budget are approved and expenditures for such fixed assets are hereby authorized for the departments to purchase and the Auditor to pay.
3. The expenditures specifically line itemed in the budget are hereby authorized for the departments to purchase and the Auditor to pay.
4. The auditor is authorized to move budgeted funds within a Fund as needed.

Adopted by the Board of Supervisors of the County of Sierra on the 16<sup>th</sup> day of September, 2014,  
by the following vote:

AYES: Supervisors Adams, Huebner, Beard, Schlefstein, Roen


NOES: None


ABSENT: None

ABSTAINED: None


APPROVED AS TO FORM:

COUNTY OF SIERRA

  
\_\_\_\_\_  
James A. Curtis  
County Counsel

  
\_\_\_\_\_  
Paul Roen  
Chairperson, Board of Supervisors

ATTEST:

  
\_\_\_\_\_  
Heather Foster  
Clerk of the Board

**BOARD OF SUPERVISORS  
COUNTY OF SIERRA  
STATE OF CALIFORNIA**

RESOLUTION NO. 2014-082

**IN THE MATTER OF ESTABLISHING THE 2014-15 APPROPRIATION  
LIMITATION FOR THE COUNTY OF SIERRA**

WHEREAS, the people of the State of California approved the addition of Article XIII B to the State Constitution; and

WHEREAS, said Article XIII B establishes limitations on government appropriations of proceeds of taxes; and

WHEREAS, said Article XIII B further defines the types of revenues that are to be classified as proceeds of taxes and establishes the 1978-79 fiscal year as the base year for computing the prescribed appropriations limitations; and

WHEREAS, both said Article XIII B and chapter 1205 Statutes of 1980 established the criteria for the computation of said limitations and prescribes that said limitations be adopted by resolution of the governing board of each entity subject to the limitation; and

WHEREAS, the County Auditor of the County of Sierra has applied the applicable computational factors to determine the proceeds of taxes appropriation limitation for the 2014-15 fiscal year.

NOW THEREFORE BE IT RESOLVED by the Board of Supervisors of the County of Sierra, State of California that:

1. The appropriation limitation for the 2014-15 fiscal year are as follows:

County of Sierra	\$5,958,933.39
------------------	----------------

2. Any revenues received from proceeds of taxes in excess of taxes of said appropriation limitation may be returned to the taxpayers within two years following the close of the fiscal year by a commensurate reduction in property tax levies or by some other method compatible with the intent of article XIII B. See calculations in attached exhibit A.

Adopted by the Board of Supervisors of the County of Sierra on the 16<sup>th</sup> day of September, 2014, by the following vote:

**AYES:** Supervisors Adams, Huebner, Beard, Schlefstein, Roen


**NOES:** None

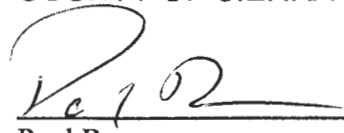
**ABSENT:** None

**ABSTAINED:** None

**APPROVED AS TO FORM:**

**COUNTY OF SIERRA**

  
\_\_\_\_\_  
James A. Curtis  
Counsel

  
\_\_\_\_\_  
Paul Roen, County  
Chairperson, Board of Supervisors

**ATTEST:**

  
\_\_\_\_\_  
Heather Foster  
Clerk of the Board

**BOARD OF SUPERVISORS  
COUNTY OF SIERRA  
STATE OF CALIFORNIA**

RESOLUTION NO. CSA 2014-002

**IN THE MATTER OF ESTABLISHING THE 2014-15 APPROPRIATION  
LIMITATION FOR SIERRA COUNTY SERVICE AREAS 2, 3, 4A5A**

WHEREAS, the people of the State of California approved the addition of Article XIII B to the State Constitution; and

WHEREAS, said Article XIII B establishes limitations on government appropriations of proceeds of taxes; and

WHEREAS, said Article XIII B further defines the types of revenues that are to be classified as proceeds of taxes and establishes the 1978-79 fiscal year as the base year for computing the prescribed appropriations limitations; and

WHEREAS, both said Article XIII B and chapter 1205 Statutes of 1980 established the criteria for the computation of said limitations and prescribes that said limitations be adopted by resolution of the governing board of each entity subject to the limitation; and

WHEREAS, the County Auditor of the County of Sierra has applied the applicable computational factors to determine the proceeds of taxes appropriation limitation for the 2014-15 fiscal year.

NOW THEREFORE BE IT RESOLVED by the Board of Supervisors of the County of Sierra, State of California that:

1. The appropriation limitation for the 2014-15
2. fiscal year are as follows:

County Service Area #2	\$ 257,565.06
County Service Area #3	\$ 63,454.12
County Service Area #4A-5A	\$ 676,063.32

3. Any revenues received from proceeds of taxes in excess of taxes of said appropriation limitation may be returned to the taxpayers within two years following the close of the fiscal year by a commensurate reduction in property tax levies of by some other method compatible with the intent of article XIII B. See calculations in attached exhibit A.



Adopted by the Board of Supervisors of the County of Sierra on the 16<sup>th</sup> day of September, 2014, by the following vote:

**AYES:** Supervisors Adams, Huebner, Beard, Schlefstein, Roen


**NOES:** None


**ABSENT:** None

**ABSTAINED:** None

**APPROVED AS TO FORM:**

**COUNTY OF SIERRA**

  
\_\_\_\_\_  
James A. Curtis  
County Counsel

  
\_\_\_\_\_  
Paul Roen,  
Chairperson, Board of Supervisors

**ATTEST:**

  
\_\_\_\_\_  
Heather Foster  
Clerk of the Board

**COUNTY OF SIERRA  
STATE OF CALIFORNIA**

**FISCAL YEAR 2014-15**

**APPROPRIATIONS LIMIT  
(Proposition 4)**

**COUNTY-WIDE CALCULATION**

**Factor**

Price Index Change (%)

**(0.23)**

Population Change (%)

**(0.83)**

Price index change converted to a Ratio

$$\frac{(0.23) + 100}{100} =$$

0.9977

Population Change converted to a Ratio

$$\frac{(0.83) + 100}{100} =$$

0.9917

Calculation of Factor for FY 14-15

$$1.023 \times 0.38 =$$

0.98941909

**COUNTY GOVERNMENT**

	<b>2013-14</b>		<b>Factor</b>		<b>2014-15</b>
Appropriations Limit	6,022,659	<b>X</b>	0.98941909	<b>=</b>	5,958,933.39

**Total annual appropriations subject to limit**

**2013-14**

**2014-15**

Secured Prop Tax	0013001 4001	2,794,697	2,776,487
Unsecured Prop Tax	0013001 4002	134,380	144,741
Prior Secured Prop Tax	0013001 4003	0	0
Prior Unsecured Prop Tax	0013001 4004	3,430	2,500
Supplemental Prop Tax	0013001 4005	8,927	20,000
Timber Yield Taxes	0013001 4007	48,871	45,000
Sales & Use Tax	0013001 4008	100,403	150,000
Property Transfer Tax	0013001 4010	18,006	20,000
Transient Occupancy Tax	0013001 4011	348,877	350,000
Motor Vehicle In Lieu	0013020 4295	323,804	327,526
Homeowners Prop Tax Relief	0013001 4055	34,663	35,000
Health - Realignment	8170000 4352	275,345	343,695
Sales Tax LTC	8550000 4255	36,221	38,050
<b>Total Tax Revenue</b>		<b><u>4,127,624</u></b>	<b><u>4,252,999</u></b>

**Resolution 2014-082**

Per DOF

**COUNTY OF SIERRA  
STATE OF CALIFORNIA**

**FISCAL YEAR 2014-15**

**APPROPRIATIONS LIMIT  
(Proposition 4)**

**County Service Area 2: Fund 702**

	<b>2013-14</b>		<b>Factor</b>		<b>2014-15</b>
Appropriations Limit	\$260,319.48	<b>X</b>	0.98941909	=	\$257,565.06

<b>Tax Revenue Sources</b>		<b>2013-14</b>		<b>2014-15</b>
4001 Current Secured Prop Tax		20,579		20,637
4002 Current Unsecured Prop Tax		815		800
4004 Prior Unsecured Prop Tax		21		15
4005 Supplemental Roll Prop Tax		48		100
4007 Timber Yield Taxes		1,720		1,700
4242 Homeowners Property Tax Relief		210		200
<b>Total Tax Revenue</b>		<u><b>\$23,393</b></u>		<u><b>\$23,452</b></u>

**County Service Area 3: Fund 703**

	<b>2013-14</b>		<b>Factor</b>		<b>2014-15</b>
Appropriations Limit	\$64,132.70	<b>X</b>	0.98941909	=	\$63,454.12

<b>Tax Revenue Sources</b>		<b>2013-14</b>		<b>2014-15</b>
4001 Current Secured Prop Tax		11,698		11,738
4002 Current Unsecured Prop Tax		577		690
4004 Prior Unsecured Prop Tax		15		10
4005 Supplemental Roll Prop Tax		34		100
4007 Timber Yield Taxes		1,065		1,550
4242 Homeowners Property Tax Relief		149		166
<b>Total Tax Revenue</b>		<u><b>\$13,538</b></u>		<u><b>\$14,254</b></u>

**County Service Area 4A-5A: Fund 706**

	<b>2013-14</b>		<b>Factor</b>		<b>2014-15</b>
Appropriations Limit	\$683,293.18	<b>X</b>	0.98941909	=	\$676,063.32

<b>Tax Revenue Sources</b>		<b>2013-14</b>		<b>2014-15</b>
4001 Current Secured Prop Tax		74,682		74,947
4002 Current Unsecured Prop Tax		3,737		3,500
4004 Prior Unsecured Prop Tax		95		50
4005 Supplemental Roll Prop Tax		221		1,200
4007 Timber Yield Taxes		0		0
4242 Homeowners Property Tax Relief		964		800
<b>Total Tax Revenue</b>		<u><b>\$79,700</b></u>		<u><b>\$80,497</b></u>

**Resolution 2014-002**

**Note:** See County-wide calculation on previous page for development of factors